



R E S I S T A

2021

index

●	Profilo Aziendale - Company Profile	02
●	Il Progetto - The Project	05
●	Macro Geometrie - Macro Geometry - <i>Panoramica sulle tipologie di impianti</i>	10
●	Micro Geometrie - Micro Geometry - <i>Trattamento della Superficie</i>	14
●	Pro MSD Tecnologia di Fresaggio - Pro MSD Drilling Technology	18
●	Esagono Interno IK - Internal Hexagon IK Tapered Shape	21
●	Esagono Interno IK Large - Internal Hexagon IK Large Tapered Shape	31
●	Esagono Interno IA - Internal Hexagon IA Active Blade Shape	39
●	Esagono Interno IC - Internal Hexagon IC Cylindrical Shape	47
●	Protesica Universale Esag. Interno - Internal Hex Universal Prosthetics	55
●	Protesica Large Esag. Interno - Internal Hexagon Wide Prosthetics	69
●	Esagono Interno IC30 - Internal Hexagon IC Narrow Cylindrical Shape	75
●	Esagono Esterno EC - External Hexagon EC Cylindrical Shape	85
●	Esagono Esterno EK - External Hexagon EK Tapered Shape	95
●	Protesica Universale Esag. Esterno - External Hex. Universal Prosthetics	99
●	Esagono Esterno ES - External Hexagon ES Tapered Shape	95
●	Conical C. IKP - Conical C. IK Platinum NARROW Tapered Shape	123
●	Conical C. IAP - Conical C. IA Platinum NARROW Active Blade Shape	127

index

● Conical C. ESP - Conical C. ES Platinum NARROW Speedy Shape	131
● Protesica Conical C. Platinum - Conical C. Prosthetics Platinum NARROW	135
● Conical C. IKP - Conical C. IK Platinum REGULAR Tapered Shape	141
● Conical C. IAP - Conical C. IA Platinum REGULAR Active Blade Shape	145
● Conical C. ESP - Conical C. ES Platinum REGULAR Speedy Shape	149
● Protesica Conical C. Platinum - Conical C. Prosthetics Platinum REGULAR	153
● UNI-Q-MUA - One Piece Implants UNI-Q-MUA	159
● Micro Impianti MS - One Piece Implants Micro Implants	171
● Trilobato Interno IR - Internal Trilobe IR Tapered Shape	175
● Viti di Ricambio e Mounters - Spare Screws & Mounters	179
● Strumentario e Frese Chirurgiche - Instruments & Drills	183
● Kit Chirurgici - Surgical Kits	195
● Protesica & Overdenture - Overdenture & Prosthetics	203
● Strumenti & Accessori - Instruments & Tools	211
● Mini Rialzi per via Crestale - Mini Sinus Lift	218
● Impianti Pterigoidei e Nasali - Pterygoids and Nasal Implants	219
● Prodotti di Consumo - Consumer Products	224
● Attrezzature Chirurgiche - Surgical Equipment	226

company profile



RESISTA®

Marchio di proprietà della **Ing. Carlo Alberto ISSOGLIO & C. S.r.l.** identifica l'intera gamma di prodotti concepiti dall'azienda per soddisfare le esigenze di odontoiatri ed odontotecnici.

since 1946

RESISTA è sinonimo di garanzia, equilibrio e continuità, noto in tutto il mondo.



RESISTA, trademark owned by Ing. Carlo Alberto Issoglio & C. S.r.l. , identifies the full range of products designed by the company to meet the needs of dentists and dental technicians.

RESISTA is known all over the world since 1946, and synonymous of guarantee, balance and continuity.

company profile

L'azienda dispone di un complesso produttivo per la realizzazione di dispositivi medici, tra i più moderni del settore, situato ad Omegna, una bellissima cittadina che si affaccia sul Lago d'Orta.

Con impegno, vanto ed orgoglio, il personale tecnico e scientifico del reparto Ricerca & Sviluppo è quotidianamente dedicato a promuovere l'innovazione ed il miglioramento dei nostri prodotti e processi.



Negli anni, il marchio **RESISTA** è diventato anche sinonimo di risposta rapida e qualitativa ai cambiamenti del mercato e alle esigenze dell'odontoiatria moderna.

Qualità, Prezzo e Servizio riassumono in tre semplici parole la percezione quotidiana degli utilizzatori dei prodotti marchiati **RESISTA**.



The company has one of the most ip-to-date manufacturing site for the medical devices, located in Omegna, a beautiful town on Orta Lake, Italy.

With commitment, merit and pride, the technical and scientific staff of the R&D department is daily involved to promote innovation and the improvement of our products and processes.

Over the years, the **RESISTA** brand has also become synonymous of fast and qualitative response to market changes and the needs of modern dentistry.

Quality, Price and Service summarize in three simple words the daily perception of the users of **RESISTA** branded products.

the choice

RICERCA & SVILUPPO - Il programma R&D di Resista Group nasce dalle indicazioni provenienti dal mondo clinico unite alla nostra esperienza maturata nel campo dei dispositivi medici impiantabili.

Con l'utilizzo di programmi di modellazione 3D e sofisticati sistemi computerizzati simuliamo le geometrie finali ed il design, sviluppando le fasi di prototipizzazione rapida dei progetti.



INNOVAZIONI - Resista Group è strutturata per soddisfare tutte le esigenze del metal-implant con una avanzata tecnologia di concezione, prototipizzazione ed ingegnerizzazione finale del prodotto per arrivare a soluzioni innovative.

La validazione viene eseguita in collaborazione con Istituti di Ricerca accreditati in conformità ai requisiti degli Standard Internazionali.



RESEARCH & DEVELOPMENT - The R&D Resista Group's program stems from indications from the clinical world combined with our experience in the field of implantable medical devices.

Due to the use of 3D modeling programs and sophisticated computer systems, we simulate the final geometries and the design, developing the rapid prototyping phases of the projects.

INNOVATIONS - Resista Group is structured to meet all the needs of the metal-implant with an advanced conception technology, prototyping and final product engineering to arrive at innovative solutions. Validation is carried out in collaboration with accredited Research Institutes following the International Standards Requirements.

the choice

QUALITÀ DI PROGETTO E PROCESSO - ICIM Spa ha certificato la **Ing. C. A. Issoglio & C. S.r.l.** in accordo alle normative **UNI EN ISO 9001** e **UNI EN ISO 13485** nel rispetto di tutte le normative vigenti relative ai prodotti e servizi offerti.

Ogni dipendente che ricopre differenti ruoli (tecnici, ingegneristici, amministrativi, commerciali, operatori meccanici, ecc), segue linee guida ed obiettivi per un unico fine: il miglioramento continuo.



OBIETTIVO PRINCIPALE - La soddisfazione del cliente è il nostro obiettivo. Il fattore vincente è la capacità dell'azienda a risolvere nel breve qualsiasi tipo di richiesta.

Il supporto tecnico fornito dagli specialisti di prodotto, la disponibilità, l'efficienza e la cordialità sono il punto di forza della nostra struttura.



PROJECT AND PROCESS QUALITY - ICIM Spa certified **Ing. C. A. Issoglio & C. S.r.l.** in accordance with **UNI EN ISO 9001** and **UNI EN ISO 13485** in compliance with all current regulations relating to the products and services offered. Every employee covering different roles (technical, engineering, administrative, commercial, mechanic operators, etc.), follows guidelines and objectives for a single purpose: continuous product improvement.

MAIN OBJECTIVE - Customer satisfaction is our objective. The winning factor is the company's ability to quickly resolve any type of request. The technical support provided by Product Specialists, availability, efficiency and friendliness are the strengths of our structure.

the project

CONCETTI BIOMECCANICI - Il successo della metodica implantare **Resista Group** è frutto di approfonditi studi sul design dei prodotti e sulla tecnologia di produzione. I risultati clinici a lungo termine sono, infatti, fortemente influenzati dalla precisione e dalla qualità.

Il **processo produttivo** viene eseguito da operatori altamente qualificati che, con l'ausilio dei sistemi elettronici CNC automatizzati, riescono ad ottenere risultati ottimali e riproducibili.



Le tolleranze di lavorazione, soprattutto negli **accoppiamenti protesici**, sono il nostro **gold standard** e vengono confinate tra i **7 - 10 µm**.

MATERIALI - Gli impianti sono realizzati in **Titanio ASTM Gr 4** (Norm. ISO 5832/2), le viti di ritenzione e le componenti protesiche sono realizzate in **Lega di Titanio ASTM Gr 5** (Norm. ISO 5832/3).




BIOMECHANICAL CONCEPTS - The **Resista Group** method success is the result of several product design studies and the high technology applied in the production. The precision and reliability of the implant has a strong influence on the long term clinical success.

The **manufacturing process** is carried out by high qualified operators, skilled enough to obtain optimal and reproducible results with the use of electronically controlled CNC machinery. The machinery tolerances, especially in **prosthetic connections**, are our **gold standard** and are between **7 - 10 µm**.

MATERIALS - The implants are made of Titanium ASTM Gr. 4 (ISO Standard 5832/2) and the screws and prosthetic components are made of Titanium ASTM Gr. 5 (ISO Standard 5832/3).

TRATTAMENTI DI SUPERFICIE - Il processo di micro-sottrazione non contaminata, doppia acidificazione **DAE** (Double Acid Etching), modifica la micro rugosità degli impianti (**Ra, Rq**) texturizzando la superficie e massimizzando la bagnabilità ed il biomimetismo.

Il trattamento di superficie ed il processo di decontaminazione, brevettati da **Nobil Bio Ricerche**, sono in grado di migliorare le proprietà bio-chimiche degli impianti dentali **Resista**.



SISTEMA QUALITÀ - L'azienda è certificata in accordo alle norme **UNI EN ISO 9001** e **UNI EN ISO 13485** e ha ottenuto la marcatura **CE** sui propri dispositivi medici in accordo alla Direttiva Europea 93/42/CEE e ss.mm.ii. nel rispetto delle armonizzate di riferimento.

L'impegno è costante nel mantenimento della conformità.



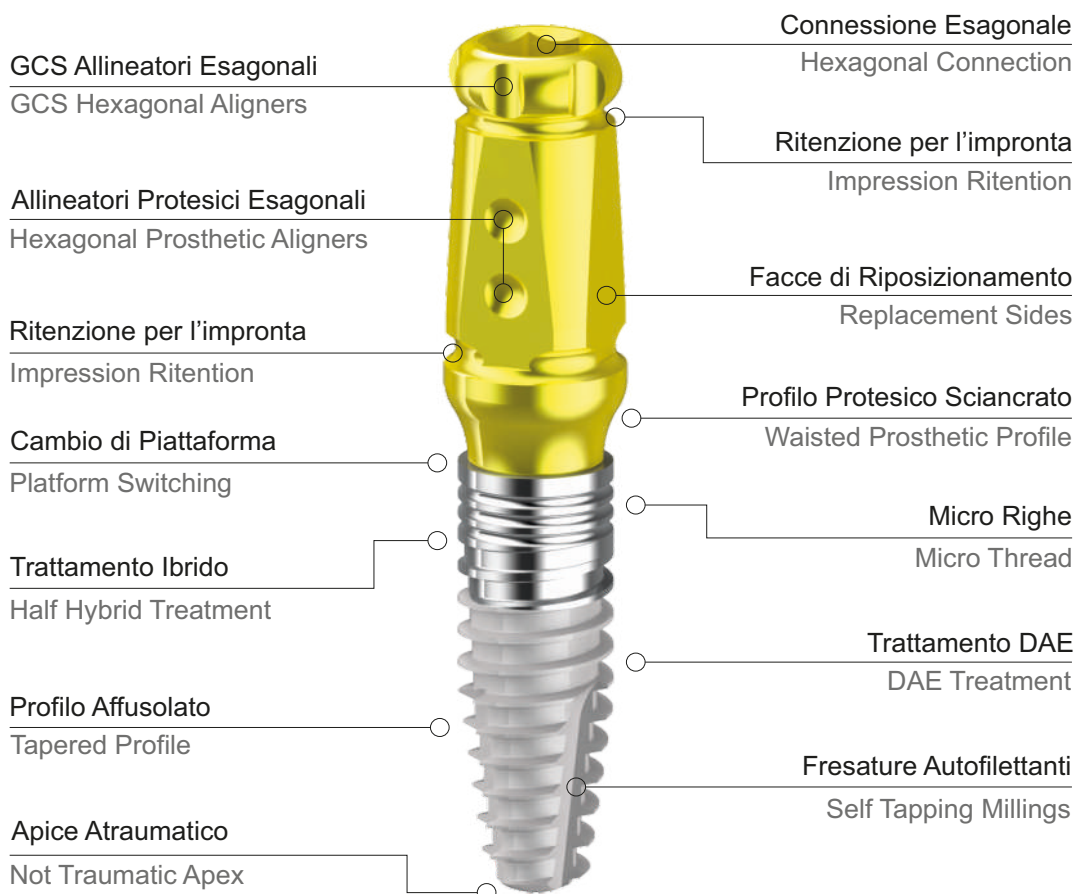
SURFACE TREATMENTS - The non-contaminant micro-subtraction process, **DAE** (Double Acid Etching), changes the implant micro roughness (**Ra, Rq**) and the surface texture maximizing the wettability and biomimetic properties. The new surface treatment and decontamination process are patented by **Nobil Bio Ricerche** improving the bio-chemical properties of the implants.

QUALITY SYSTEM (QS) - **UNI EN ISO 9001** and **UNI EN ISO 13485** in compliance of Medical Devices Directives. We are qualified in the design and in the production management of dental implants, dental prosthesis, intraligamentary anesthesia syringes and abrasive discs.

mounter - transfer - abutment - GCS

MOUNTER PREASSEMBLATO IN TITANIO GR 5 - Uno dei punti di forza della nostra linea **Resista** è il Dispositivo di Montaggio Multifunzione che viene utilizzato nelle **4** differenti applicazioni:

1 Prelievo ed avvitaro dell'impianto - **2** Transfer per impronta Closed Tray - **3** Abutment definitivo fino a 13° di correzione angolare - **4** Mounter per Chirurgia Computer Guidata



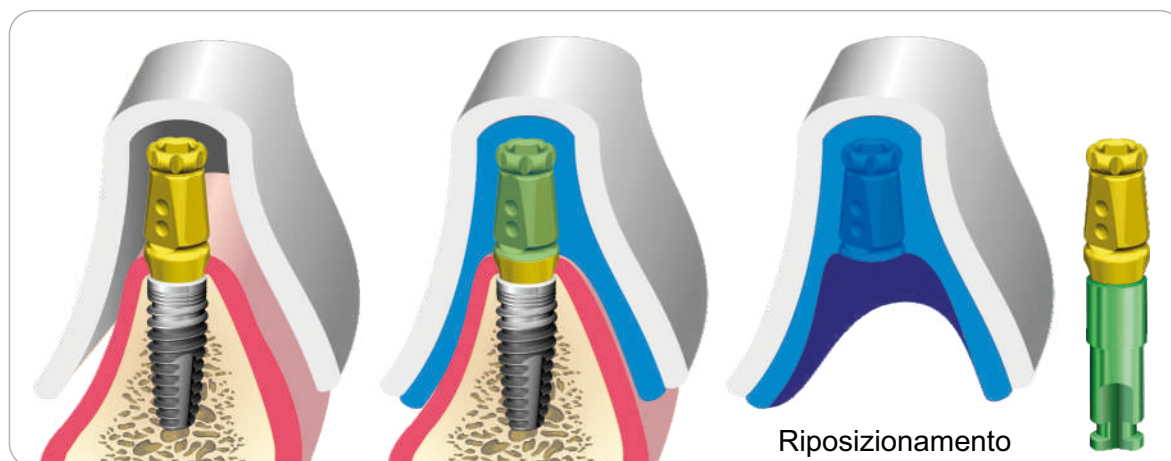
TITANIUM GR 5 PRE-ASSEMBLED MOUNTER - One of the strong points of our **Resista** line is the Multifunction Mounter Device that is used in the **4** following different applications:

1 Implant pick up and screwing - **2** Closed Tray Impression Transfer - **3** Definitive Abutment up to 13° angular correction - **4** Mounter for Computer Guided Surgery

mounter - transfer - abutment - GCS


MOUNTER TRANSFER - Transfer per la tecnica di impronta a **Strappo con Cucchiaino Chiuso**.

È una tecnica semplice, veloce ed efficace, adatta a tutte le tipologie di progetto protesico. Il Mounter Transfer è riposizionabile nell'impronta in un'unica posizione, definita dalle differenti facce e ritenzioni distribuite sulla superficie.



MOUNTER ABUTMENT - Moncone Protesico Definitivo completo di vite passante definitiva.

Il Mounter Moncone in Titanio Gr 5 è fresabile in altezza ed angolazione fino ad un massimo di 13°, utilizzando frese da laboratorio per Titanio.



TRANSFER MOUNTER - Transfer for **Closed Tray Technique** (Elastic tear impression technique).

It is a simple, fast and effective technique, suitable for all types of prosthetic projects. The Transfer Mounter can be repositioned in the impression only in one position, defined by the different sides and retentions arranged on the surface.


ABUTMENT MOUNTER - Definitive Prosthetic Abutment complete with definitive through screw.

The Titanium Gr 5 Abutment Mounter can be milled in height and angle up to 13°, using laboratory drills for Titanium.

mounter - transfer - abutment - GCS

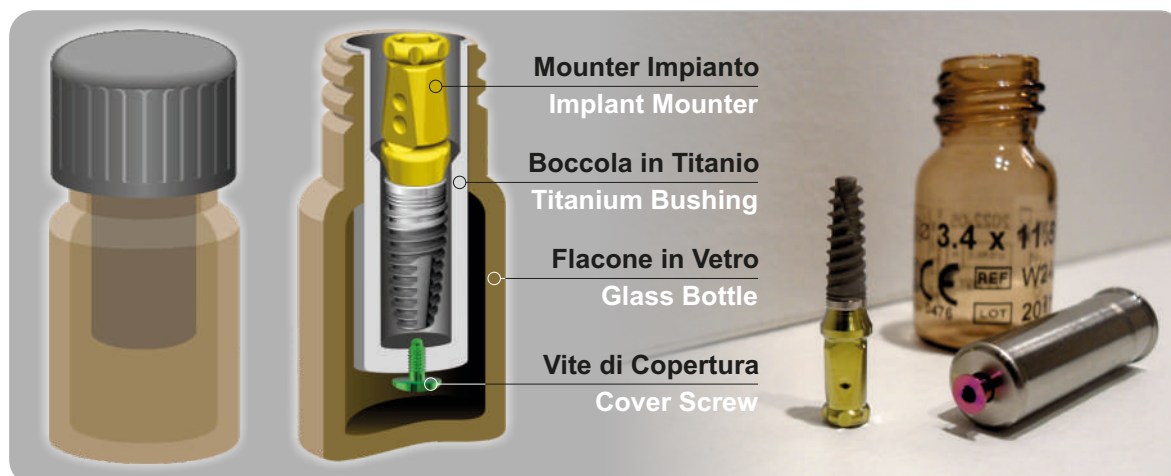
MOUNTER GCS - Mounter adatto per l'inserimento degli impianti in **Chirurgia Computer Guidata**.

Il diametro cilindrico del Mounter scorre in asse dentro le Boccole per Chirurgia Computer Guidata, mentre i 6 riferimenti di allineamento esagonale (tacche) stabiliscono la posizione finale.



FUNZIONE DEL MOUNTER ALL'INTERNO DELLA CONFEZIONE - Mantiene sollevato l'impianto dentro la confezione.

Il Mounter e l'impianto sono contenuti nella **Boccola in Titanio** che garantisce la qualità della superficie durante la rimozione in fase chirurgica, evitandone la contaminazione da strisciamento.



GCS MOUNTER - Mount suitable for implants placement by **Computer Guided Surgery**.


The cylindrical diameter of the Moulder glides on the axis inside the Bushings for Computer Guided Surgery, whereas the 6 hexagonal alignment reference points (notches) define the final position.

MOUNTER FUNCTION INSIDE THE PACKAGING - Hangs the implant inside the packaging.


The **Titanium Bushing** contains the Moulder and the implant and guarantees the quality of the surface during the removal surgical step, avoiding the contamination due to the scratching.

macro geometry


IK tapered
FULL TREATMENT




IA tapered
FULL TREATMENT



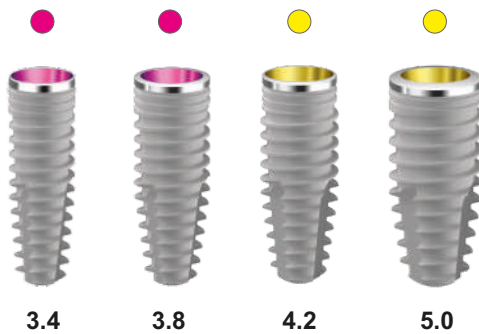
IK tapered HT
HALF TREATMENT



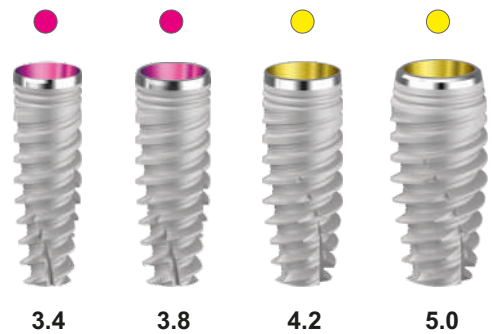
IC cylindrical
FULL TREATMENT




IK platinum CC
FULL TREATMENT



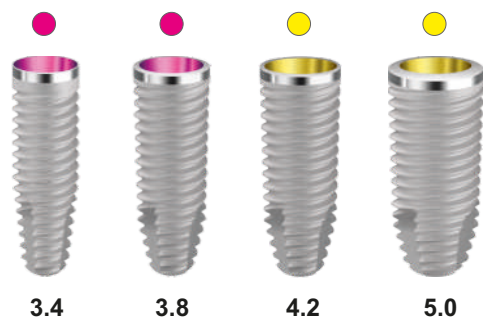
IA platinum CC
FULL TREATMENT



UNI-Q-MUA



ES Platinum CC
FULL TREATMENT




macro geometry

EC cylindrical
FULL TREATMENT



EC cylindrical HT
HALF TREATMENT



SHORT
FULL TREATMENT




EK tapered
FULL TREATMENT



ES tapered
FULL TREATMENT




ES tapered HT
HALF TREATMENT



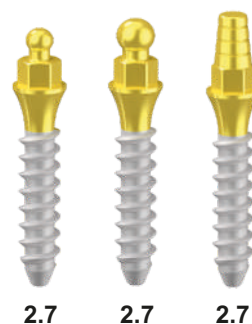
IK x-large
FULL TREATMENT



IR tapered
FULL TREATMENT

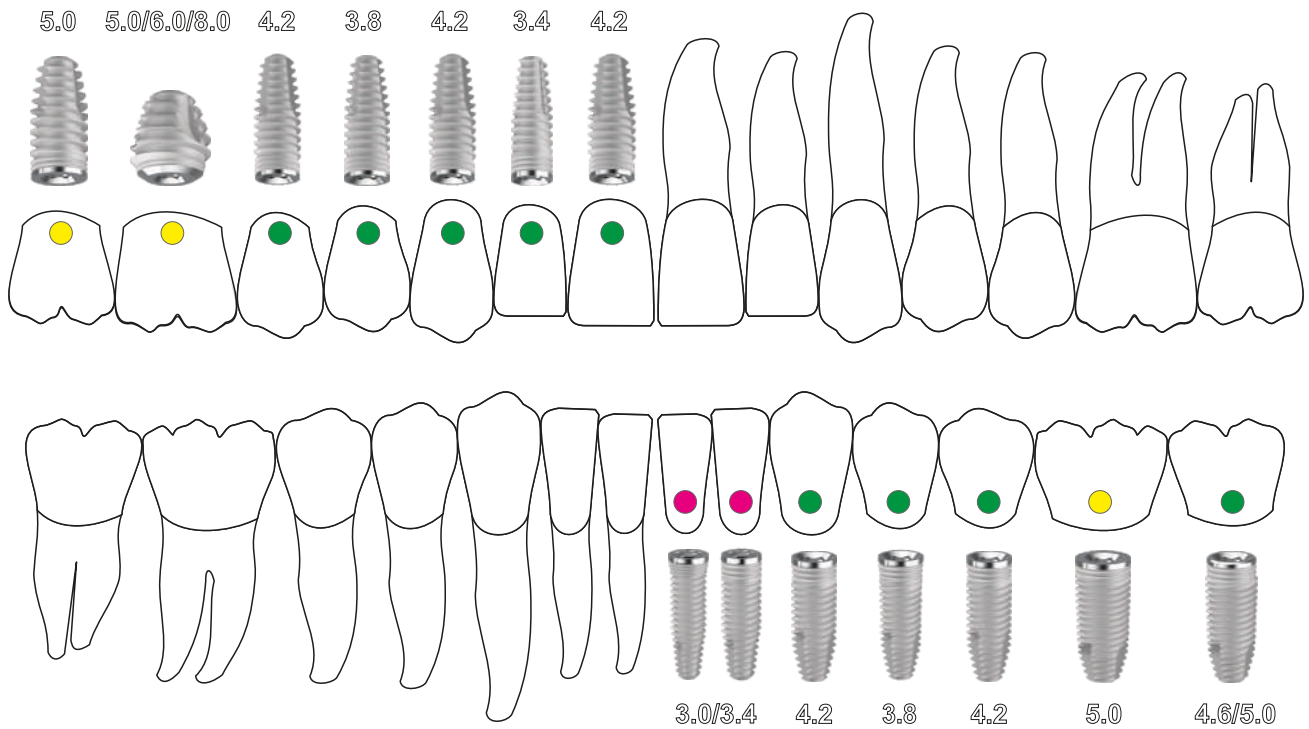


MINI

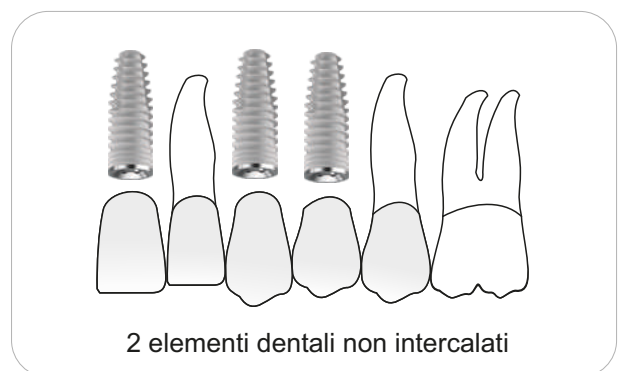
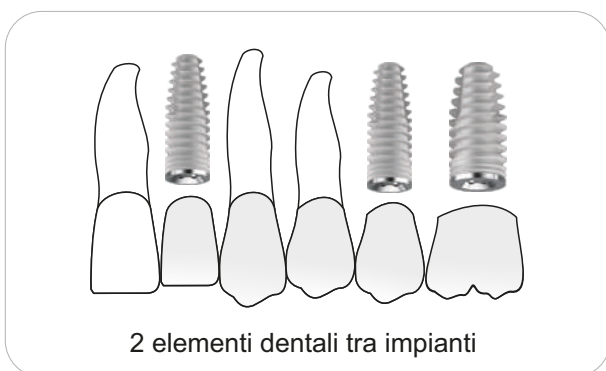
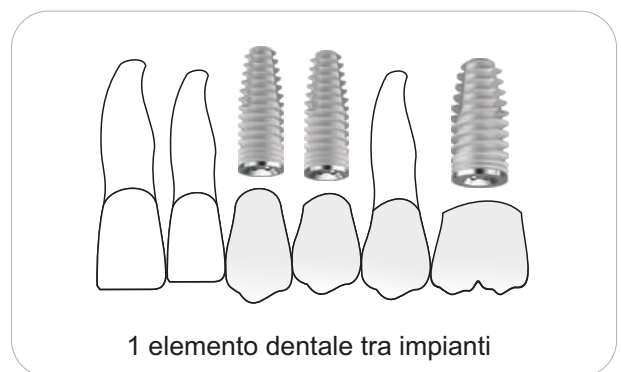
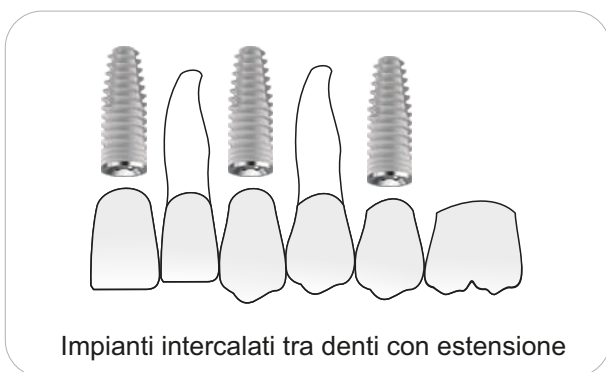


tooth - implant ratio

Resistenza Meccanica Implantare ed Indicazioni d'uso Implants Mechanical Resistance and Indications for Use



Esempi di Protesi Mista Denti/Impianti Bilanciata Examples of Balanced Teeth/Implants Prosthetics Mixed

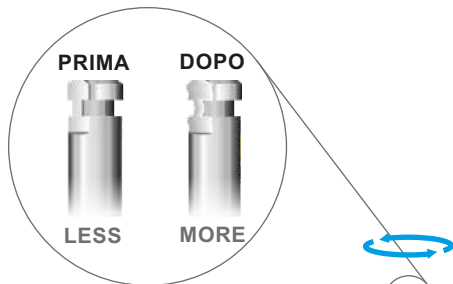


instruments & torque

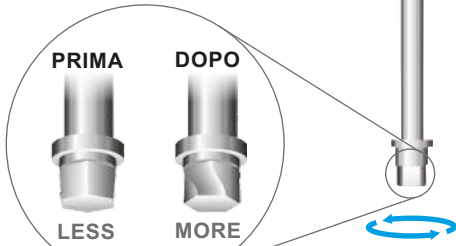
Limiti sullo Scambio delle Forze tra Impianti e Strumenti Implants and Instruments Limits on Forces Exchanges

INTERNAL HEXAGON

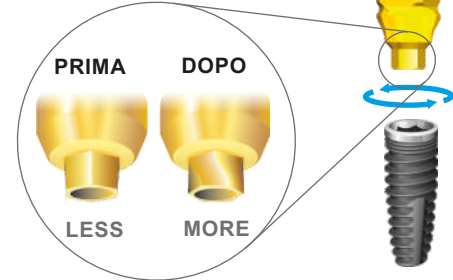
Max 50 Ncm²



Max 150 Ncm²

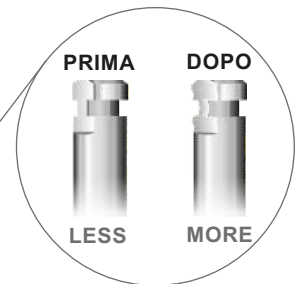


Max 120 Ncm²

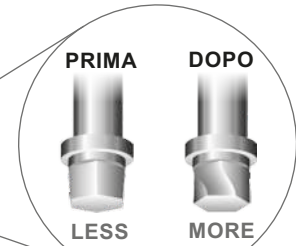


EXTERNAL HEXAGON

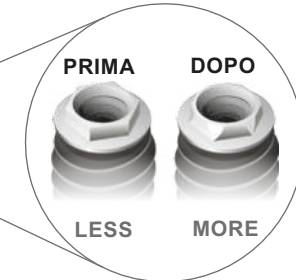
Max 50 Ncm²



Max 150 Ncm²

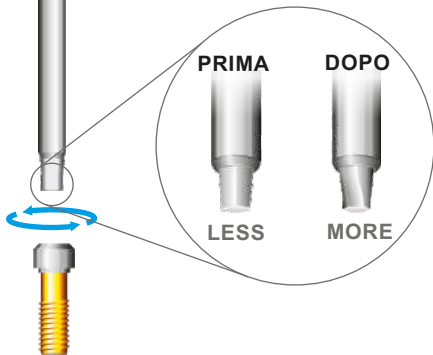


Max 70 Ncm²



SCREW DRIVER HEXAGON

Max 40 Ncm²



EPMV - Mini Vite Toronto **15 Ncm²**



IPVIT - Viti Protesiche **32 Ncm²**



IPVITG - Viti Protesiche **32 Ncm²**



EPVITG - Viti Protesiche **32 Ncm²**

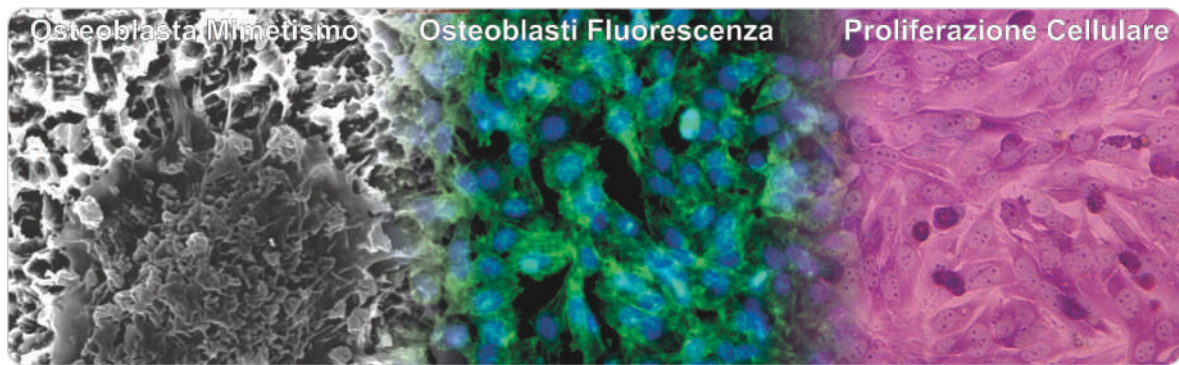


EPVITB - Vite Protesica **32 Ncm²**




Il trattamento di superficie Micro-Nano Ruvido DAE accelera i processi di guarigione ossea

1. Rimuove i residui organici di lavorazione in combinazione con la Decontaminazione al Plasma d'Argon
2. Arrotonda gli angoli vivi eliminando i micro-difetti
3. Incrementa la superficie e la bagnabilità (idrofilia superficiale), migliorando l'adesione dei primi ponti di fibrina
4. Aumenta l'adesione proteica
5. Massimizza l'adesione cellulare con rugosità Micro-Nano Metriche ideali per l'ancoraggio dei filamenti di actina (filopodi)
6. Cambia la chimica superficiale del Titanio che migliorando in biocompatibilità incrementa la proliferazione e la vitalità cellulare



La topografia e la chimica di superficie interagiscono con i processi di differenziazione cellulare

La superficie implantare usa la microtopografia come linguaggio di comunicazione con le cellule del tessuto ospite. La pulizia in reattore al plasma freddo di Argon con confezionamento in ambiente controllato nell'assoluto rispetto delle procedure, gioca un ruolo fondamentale nel controllo delle endotossine adese (principale agente di risposta immunologica alle superfici implantari).



The Micro-Nano Rough DAE surface treatment speed up bone healing processes

1. Removes the manufacturing organic residuals along with Argon Plasma Cleaning
2. Smooths the edge and eliminates the micro-defects
3. Increases surface and wettability (hydrophilicity surface), improving the first fibrin bridges adhesion
4. Increases protein adhesion
5. Maximizes cellular adhesion through the Micro-Nano roughness suitable for actin filaments (phyllopods) anchoring
6. Changes the Titanium surface chemical characteristics improving the biocompatibility and increasing the cellular proliferation and vitality

Surface topography and chemistry interact with the cellular differentiation processes


The implant surface uses the microtopography as a communication language with the host tissue cells. The Plasma Argon Cold Cleaning with a controlled-environment packaging at a strict protocol procedures, play a key-role in the control of adhered endotoxins (main immunological response player to implant surfaces).

micro geometry - 4 treatments

DISTRIBUZIONE DEL TRATTAMENTO DI SUPERFICIE SULLA FORMA IMPLANTARE

Tutti gli impianti **Resista** presentano un trattamento di superficie localmente differenziato. La logica di distribuzione superficiale del trattamento è dettata dalla posizione endo-ossea dell'impianto che richiede caratteristiche differenti in funzione della presenza, più o meno ravvicinata della componente mucogengivale.

1. **Superficie Machined:** Spazzolata, rettificata e mascherata nel processo di irruvidimento
2. **Superficie Nanoruvida:** Trattamento veloce, nanoruvido con Ra medio inferiore al micron
3. **Superficie Microruvida 3/5 μ :** Trattamento DAE, microruvido con Ra medio tra 3/5 micron
4. **Superficie Microruvida 4/7 μ :** Trattamento DAE lento, microruvido con Ra medio tra 4/7 micron



VEGF/VEGF-R/RUNX2 Upregulation in Human Periodontal Ligament Stem Cells Seeded on Dual Acid Etched Titanium Disk

Francesca Diomede, Guya Diletta Marconi, Marcos F. X. B. Cavalcanti, Jacopo Pizzicannella, Sante Donato Pierdomenico, Luigia Fonticoli, Adriano Piattelli and Oriana Trubiani

Materials 2020, 13, 706; doi:10.3390/ma13030706



SURFACE TREATMENT DISTRIBUTION ON IMPLANT'S BODY

All the **Resista's** implants have a surface treatment that is locally differentiated. The logic of surface treatment distribution is dictated by the endo-osseous implant position which requires different characteristics dependin on the muco-gingival component presence around.

1. **Machined Surface:** Brushed, rectify and protected during the roughening process
2. **Nano-rough Surface:** Speedy treatment, nano-rough with average Ra less than one micron
3. **Micro-rough Surface: 3/5 μ :** DAE Treatment, micro-rough with average Ra between 3/5 μ
4. **Micro-rough Surface: 4/7 μ :** DAE Slow Treatment, micro-rough with average Ra between 4/7 μ

PUNTI DI FORZA DELLA LINEA IMPLANTARE RESISTA

- 1. Macro Geometrie:** Vastissima gamma di forme implantari per le differenti necessità in campo chirurgico (Cilindrici, Tapered, Attivi, Short, Mini ed Extra-Larghi)
- 2. Micro Geometrie:** Trattamenti di superficie differenziati (Full, Half e Machined) di ultima generazione (DAE Micro e Nano rugosi), decontaminati in Reattore al Plasma Freddo di Argon.



The Bacterial Anti-Adhesive Activity of Double-Etched Titanium (DAE) as a Dental Implant Surface

Morena Petrini, Alessandra Giuliani, Emanuela Di Campi, Silvia Di Lodovico, Giovanna Iezzi, Adriano Piattelli and Simonetta D'Ercole¹
 International Journal of Molecular Sciences 2020, 21, 8315; doi:10.3390/ijms21218315

- 3. Mounter Multifunzione:** 4 componenti in un unico articolo (Mounter, Transfer, Abutment e Mounter per Chirurgia Computer Guidata) per massimizzare la resa ed ottimizzare i costi.
- 4. Componenti protesiche:** Vastissima gamma di varianti protesiche con tolleranze di lavorazione sulle connessioni di 7 micron, con profili emergenti curvilinei, connessioni piane e coniche, platform switching, viti in Titanio Dorate e rivestimenti in PVD TiN (più estetica e minore ritenzione di placca).
- 5. Strumentario Chirurgico:** Frese chirurgiche **3-Tech**, massima efficienza, minima invasività, basso coefficiente di attrito, tecnologia **PRO MSD** per applicazione osseo-densificante in senso antiorario, lunga durata, perfetta visibilità delle tacche laser e stop chirurgici millimetrati.



THE RESISTA'S IMPLANT LINE STRONG POINTS

- 1. Macro Geometry:** A vast range of implant shapes for different surgical needs (Cylinder, Tapered, Active, Short, Mini and Extra-Large)
- 2. Micro Geometry:** Last Generation Differentiated Surface (Full, Half and Machined) treated (DAE Micro and Nano rough), decontaminated in Argon Cold Plasma Reactor.
- 3. Multifunctional Mounter:** 4 components in a single article (Mounter, Transfer, Abutment and Mounter for Computer Guided Surgery) to maximize result and minimize costs.
- 4. Prosthetic Parts:** A very wide range of prosthetic variants with 7/10 micron machining tolerances on the connection, with emerging curvilinear profiles, flat and conical connections, platform switching, golden titanium screws and PVD TiN coatings (more aesthetic and less retention of dental plaque).
- 5. Surgical Instruments:** Surgical Drills **3-Tech**, maximum efficiency, minimum trauma, smaller friction coefficient, **PRO MSD** technology for counterclockwise bone densifying application long, lasting resistance, perfect visibility of laser marking and surgical millimeters stop.

technology

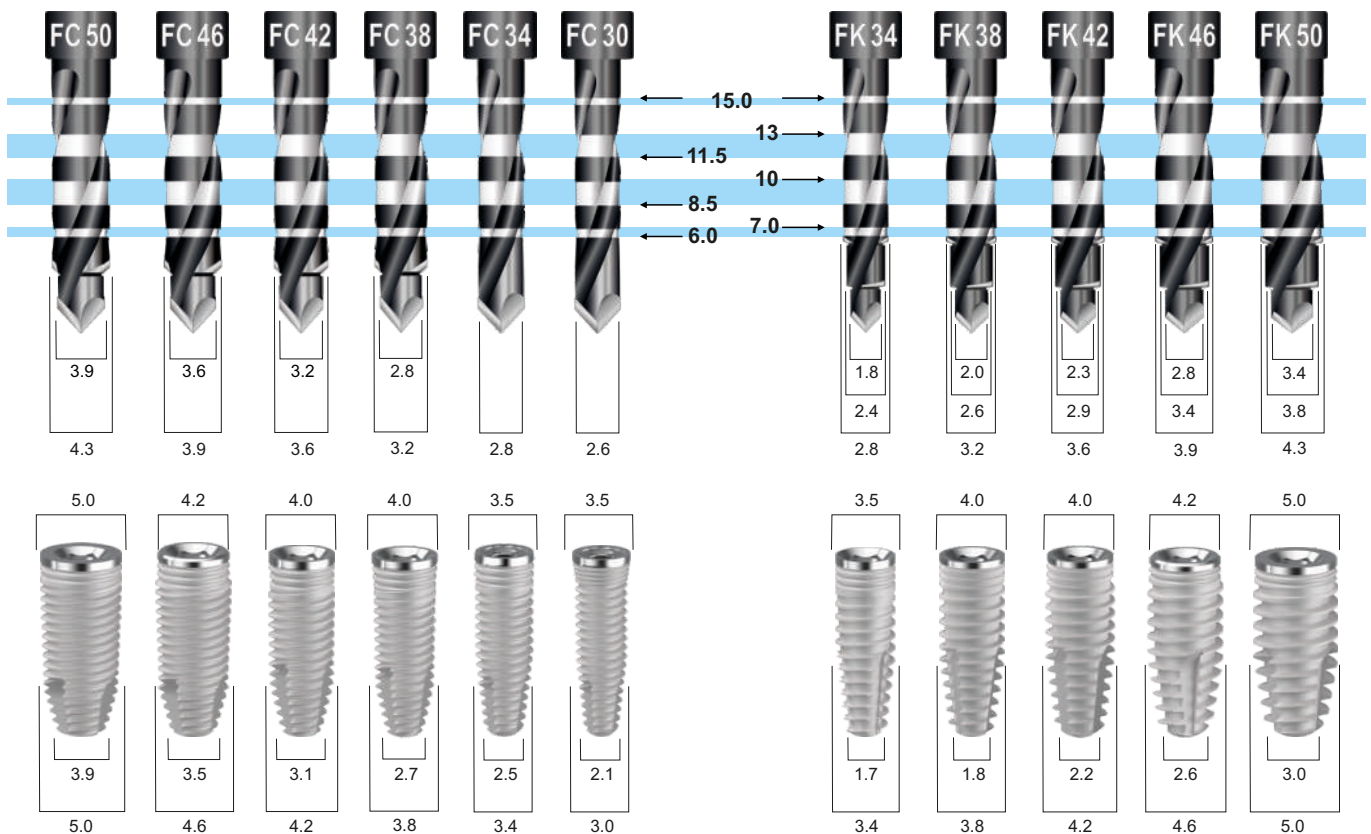
COERENZA E LOGICA NEL RAPPORTO TRA FRESA E NOCCIOLA DELL'IMPIANTO

Le progettazione della forma degli strumenti rotanti si basa sulla logica coerenza tra la dimensione degli impianti, nell'ingombro esterno, nel nocciolo interno e per la loro capacità di penetrazione.

Gli **impianti cilindrici** della linea **IC** presentano una porzione apicale affusolata per una lunghezza di 3mm. Gli **impianti conici** della linea **IK** presentano una porzione apicale affusolata per una lunghezza di 5mm.

Le frese si presentano rispettivamente con 2 / 3 sezioni apicali, adeguate per una preparazione del tunnel implantare rispetto alla geometria dell'impianto, mantenendo il miglior BIC di interfaccia osso / impianto.

Ogni gradino è fornito di un tagliente affilato per agevolare la penetrazione, minimizzando l'attrito ed il surriscaldamento



Various bio-mechanical factors affecting heat generation during osteotomy preparation: A systematic review

Chirag J Chauhan¹, Darshana N Shah¹, Foram B Sutaria¹

Indian J Dent Res. Jan-Feb 2018;29(1):81-92. doi: 10.4103/ijdr.IJDR_729_16.



LOGIC RELATION BETWEEN DRILL AND IMPLANT CORE

The rotary instruments design and shape is based on the logical coherence between the implants size, in the external dimensions, internal core and their penetration properties.

The **IC** line **Cylindrical Implants** have a tapered apical portion 3mm long.

The **IK** line **Conical Implants** have a tapered apical portion 5mm long.

The drills have respectively 2/3 apical sections, suitable for the implant tunnel preparation, with respect to the implant geometry, maintaining the best bone implant contact (BIC).

Each step drill is equipped with a sharp cutting edge to facilitate penetration, minimizing friction and overheating.

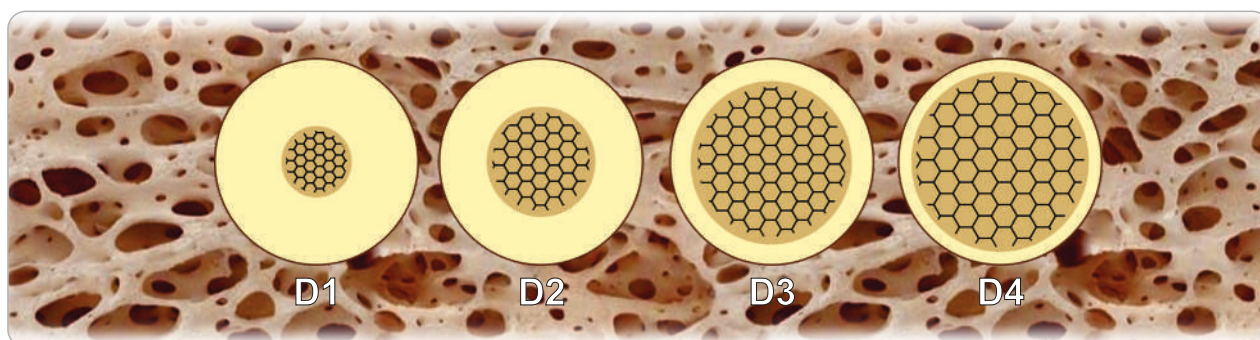
PRO MSD drilling technology

IL CONDIZIONAMENTO DEI PROTOCOLLI CHIRURGICI

Le geometrie implantari differenziate nella macro/micro forma, prevedono applicazioni diverse sia in funzione delle necessità chirurgico/protesiche (carico immediato, carico precoce o carico posticipato) sia in base alle condizioni della componente ossea/anatomica del paziente da riabilitare.

Tuttavia, si richiedono spesso indispensabili manovre chirurgiche e protocolli alternativi per migliorare le prestazioni implantari in funzione delle caratteristiche morfologiche delle strutture ossee residue.

La riuscita di tali manovre, come risultato di applicazioni combinate di strumenti e protocolli personalizzati, rappresenta la differente risposta al problema in relazione alle personali capacità operatorie ed alla presenza più o meno marcata di strumenti e mezzi adeguati all'applicazione delle stesse.



Bone classification: clinical-histomorphometric comparison

Trisi P, Rao W. - Clin Oral Implants Res. 1999 Feb;10(1):1-7. doi: 10.1034/j.1600-0501.1999.100101.x.

OSSEODENSIFICAZIONE MECCANICA IN ROTAZIONE ANTIORARIA

L'osseodensificazione tramite strumenti rotanti è una recente tecnica chirurgica per la preparazione del sito implantare che può essere associata a differenti protocolli, applicabili in quelle particolari condizioni anatomiche dove la qualità ossea risulta scarsa e con dimensioni verticali / orizzontali insufficienti.

Questo approccio di osseo-condensazione osteotomica non sottrattiva, genera un aumento della densità ossea peri-osteotomica, con il risparmio del tessuto stesso e l'incremento della stabilità primaria implantare.



THE CONDITIONING OF SURGICAL PROTOCOLS

The differentiated implant geometries in the macro/micro shape provide for different applications, both according to the surgical/prosthetic requirements (immediate loading, early loading or postponed loading) and according to the conditions of the bone/anatomical component of the patient who needs rehabilitation. However, surgical maneuvers and alternative protocols are often required to improve implant performance, according to the morphological characteristics of the residual bone structures.

The success of these maneuvers, that is often the result of a customized tools and protocols combination, represents the different response to the problem in relation to the personal operating skills and the presence of tools suitable for their application.

MECHANICAL OSSEODENSIFICATION IN ANTI-CLOCKWISE ROTATION

The osseodensification using rotary instruments is a recent surgical technique for the implant site preparation that can be associated with different protocols; these protocols can be used in those particular anatomical conditions such as poor bone quality and insufficient vertical / horizontal dimensions.

This non-subtractive osteotomic bone-condensation approach produces an increase in peri-osteotomic bone density, saving the tissue and increasing the primary implant stability.


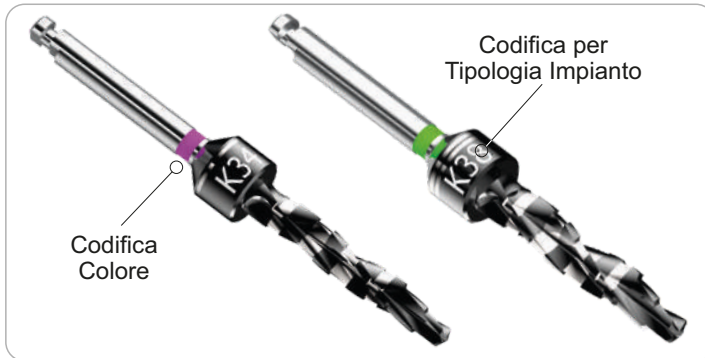
PRO MSD drilling technology

FRESE CHIRURGICHE RESISTA PRO MSD - Modular Surgical Drilling

Le Frese Chirurgiche Modulari a geometria variabile sono frese elicoidali a 3 sezioni con spoglia raggiata progressiva, utilizzabili in senso **orario** ed **antiorario**.

Il diametro di ogni fresa varia, con un rapporto costante, di 0,4mm (30/34/38/42/46/50), permettendo così all'operatore la scelta di utilizzo in funzione della qualità ossea (sovra-preparazione o sotto-preparazione).

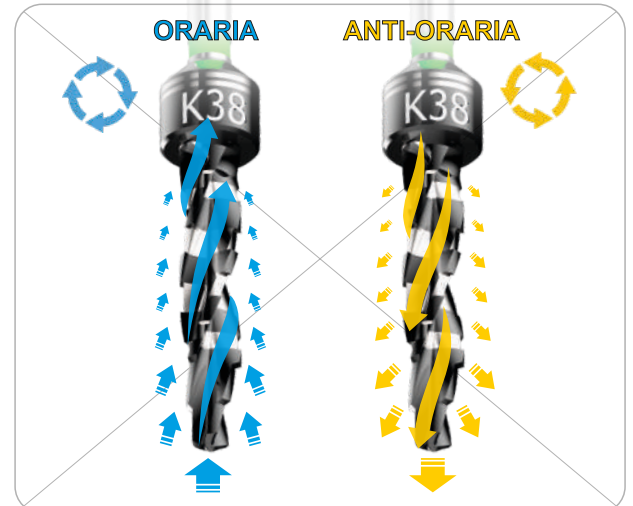
Tutte le frese sono rivestite con un coating di lubrificante solido in diamante sintetico DLC (Diamond Like Carbon) che massimizza le prestazioni in termini di resistenza meccanica e riduzione dell'attrito.



ROTAZIONE ANTIORARIA

La rotazione antioraria, invertendo le forze in gioco, genera 3 effetti differenti sulla pratica chirurgica di preparazione del tunnel implantare, che possono rivoluzionare la logica di fresatura conosciuta.

- 1) Spinta anteriore e laterale dell'osso asportato dalla punta più tutti i liquidi in gioco, sangue e fisiologica.
- 2) Espulsione ad "effetto martello" della fresa, con un miglioramento del controllo verticale.
- 3) Riduzione dell'efficienza di taglio a salvaguardia delle parti anatomiche sensibili.



RESISTA PRO MSD SURGICAL DRILLS - Modular Surgical Drilling

The Modular Surgical Drills with variable geometry are 3-section helicoidal drills with progressive radius rake, that can be used clockwise and anticlockwise.

The diameter of each drill changes according to a constant ratio of 0.4mm (30/34/38/42/46/50): this allows the operator to choose the drill according to the bone quality (over-preparation or under-preparation). All the drills are coated with a DLC (Diamond Like Carbon) synthetic diamond solid lubricant that maximizes performance in terms of mechanical strength and friction reduction.


The **anticlockwise rotation**, reversing the involved forces, generates 3 different effects on the implant tunnel perforation, which can revolutionize the known milling logic.

- 1) Anterior and lateral thrust of the bone removed by the tip, and of the liquids as well, blood and physiological water.
- 2) Ejection and "hammer effect" of the drill that produce an improvement in vertical control.
- 3) Reduction of cutting efficiency to protect sensitive anatomical parts.

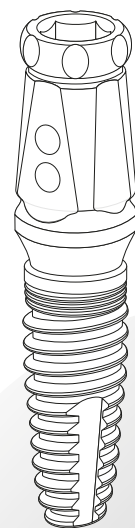


INTERNAL HEXAGON UNIVERSAL CONNECTION

TAPERED SHAPE



IK

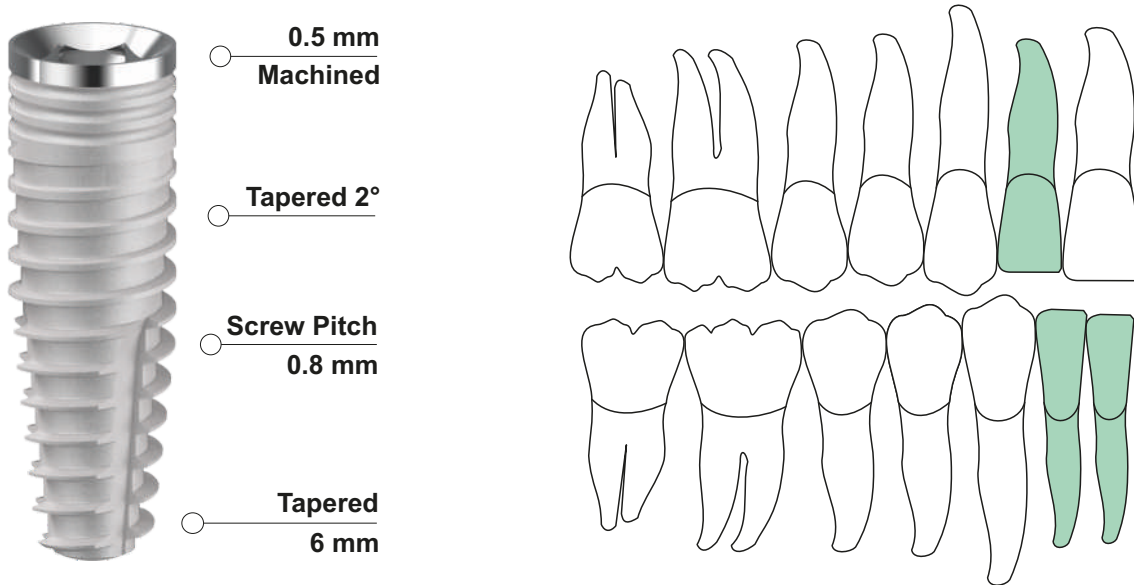


IMPIANTO
CON MOUNTER
WITH MOUNTER

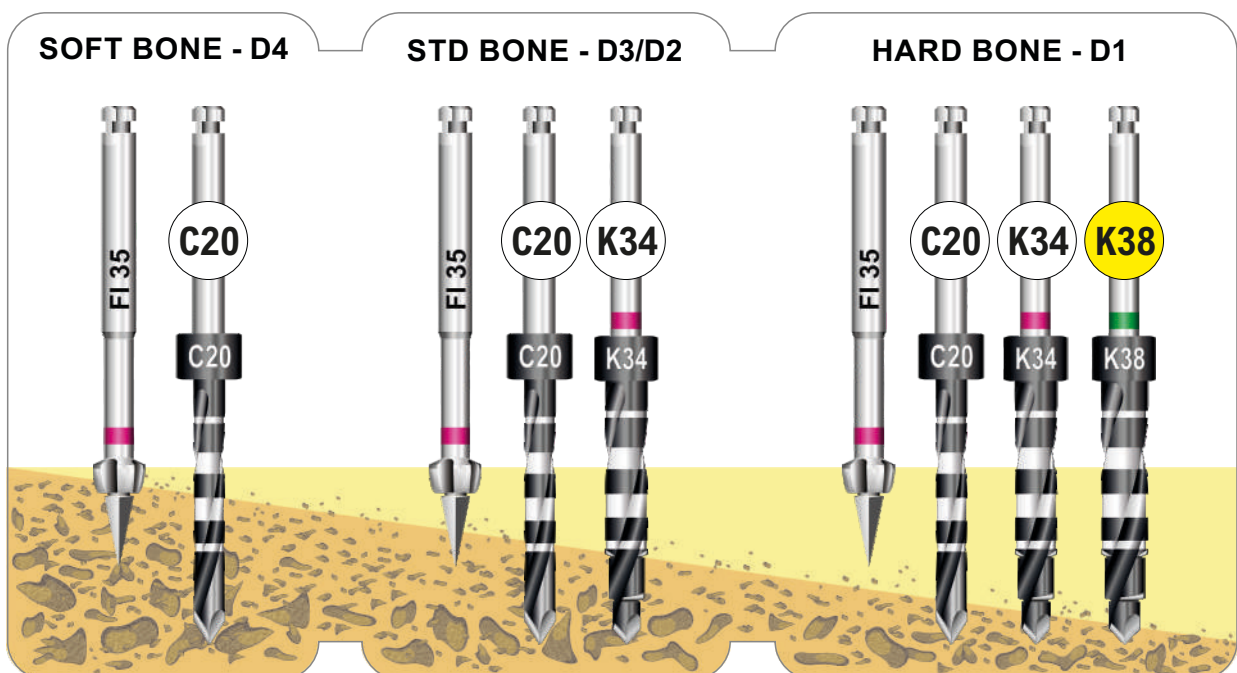
IK 34

K-TAPERED internal hexagon - full treatment

TAPERED SHAPE



CODE	IMPLANT	LENGTH	PLATFORM	APEX
IK 3407	Ø 3.4	7.0 mm	Ø 3.5 CPS	Ø 1.7
IK 3408	Ø 3.4	8.5 mm	Ø 3.5 CPS	Ø 1.7
IK 3410	Ø 3.4	10 mm	Ø 3.5 CPS	Ø 1.7
IK 3411	Ø 3.4	11.5 mm	Ø 3.5 CPS	Ø 1.7
IK 3413	Ø 3.4	13 mm	Ø 3.5 CPS	Ø 1.7
IK 3415	Ø 3.4	15 mm	Ø 3.5 CPS	Ø 1.7

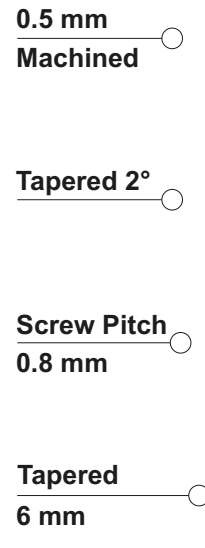
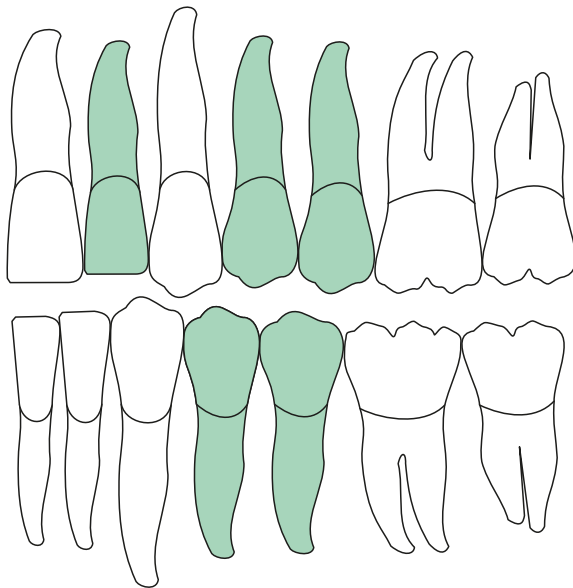


K-TAPERED

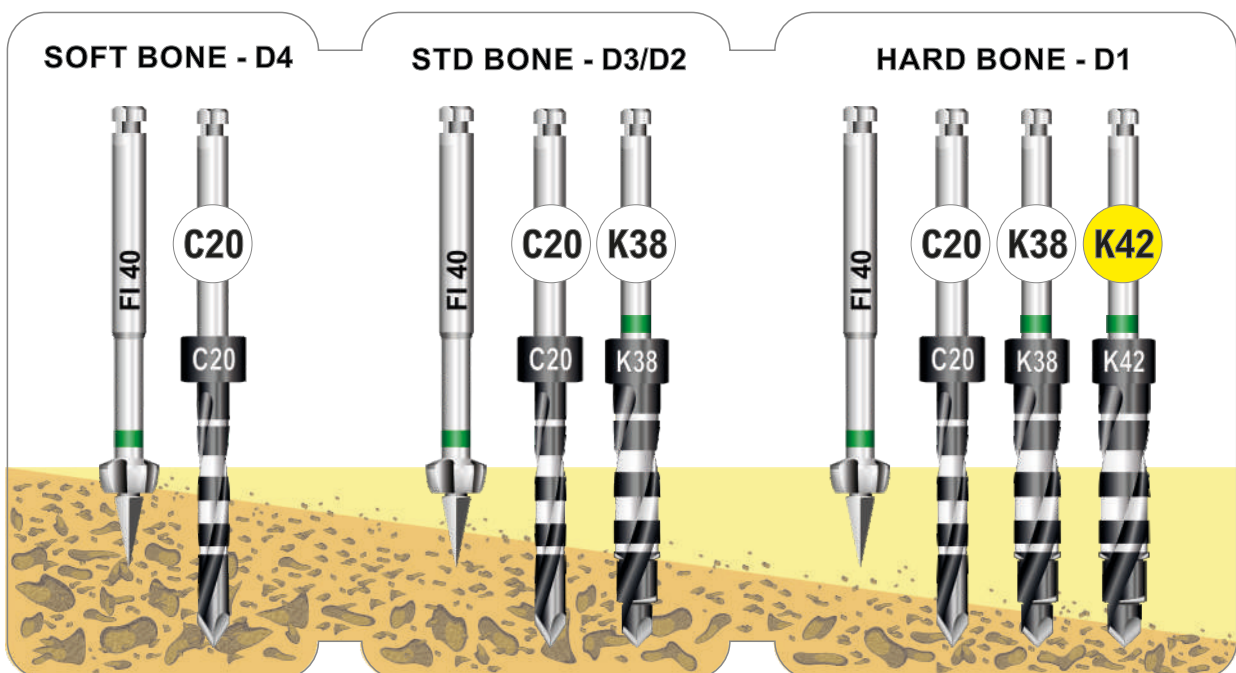
internal hexagon - full treatment

IK 38

TAPERED SHAPE



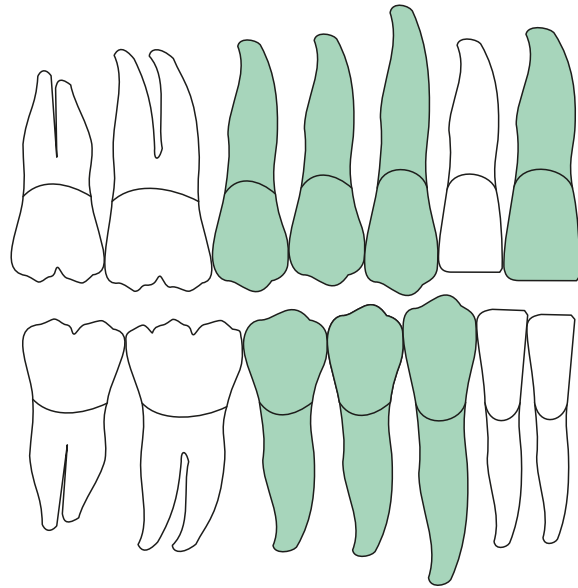
CODE	IMPLANT	LENGTH	PLATFORM	APEX
IK 3808	Ø 3.8	8.5 mm	Ø 4.0	Ø 1.8
IK 3810	Ø 3.8	10 mm	Ø 4.0	Ø 1.8
IK 3811	Ø 3.8	11.5 mm	Ø 4.0	Ø 1.8
IK 3813	Ø 3.8	13 mm	Ø 4.0	Ø 1.8
IK 3815	Ø 3.8	15 mm	Ø 4.0	Ø 1.8



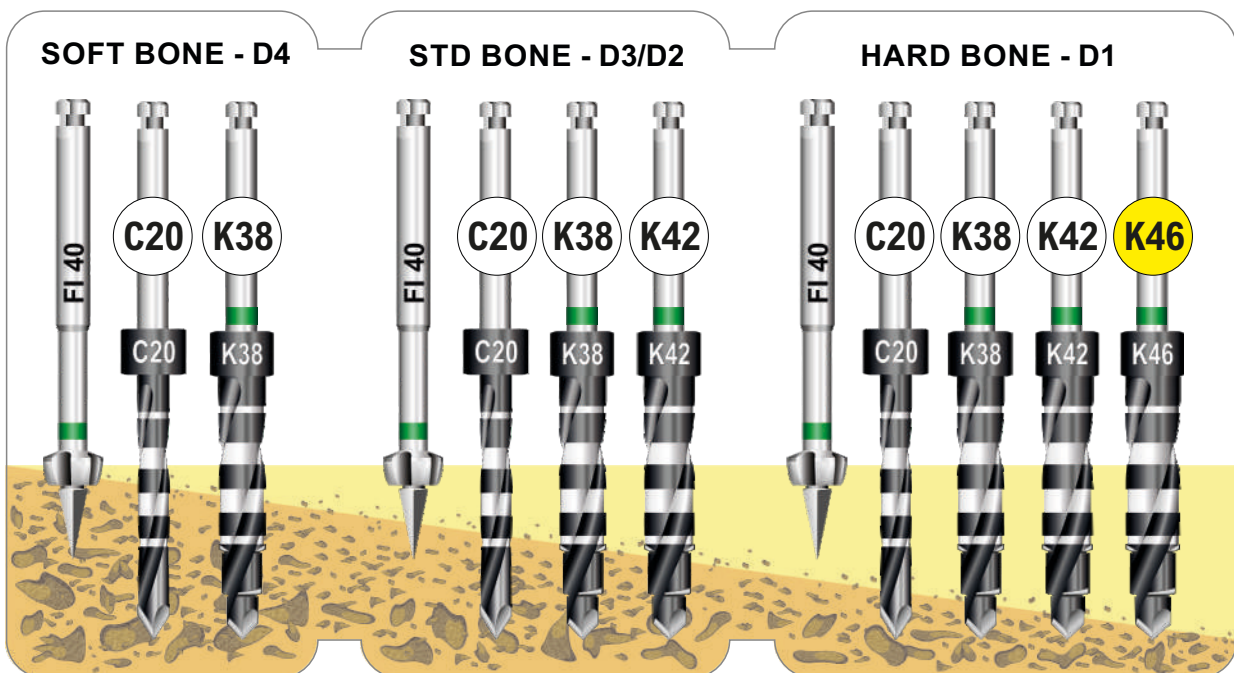
IK 42

K-TAPERED internal hexagon - full treatment

TAPERED SHAPE



CODE	IMPLANT	LENGTH	PLATFORM	APEX
IK 4207	Ø 4.2	7.0 mm	Ø 4.0	Ø 2.2
IK 4208	Ø 4.2	8.5 mm	Ø 4.0	Ø 2.2
IK 4210	Ø 4.2	10 mm	Ø 4.0	Ø 2.2
IK 4211	Ø 4.2	11.5 mm	Ø 4.0	Ø 2.2
IK 4213	Ø 4.2	13 mm	Ø 4.0	Ø 2.2
IK 4215	Ø 4.2	15 mm	Ø 4.0	Ø 2.2

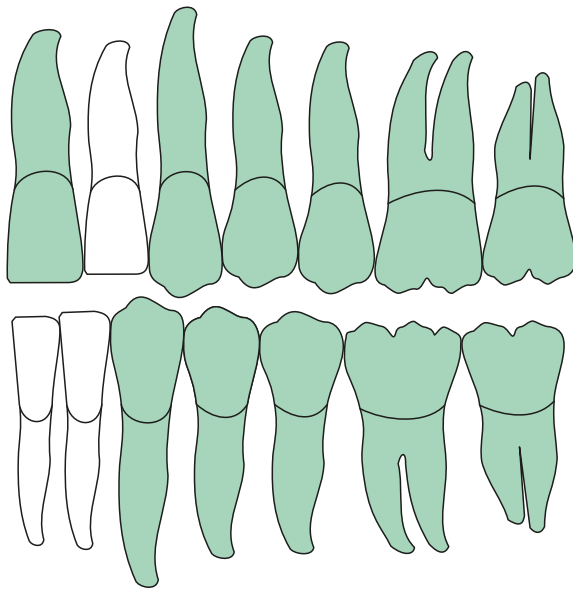


K-TAPERED

internal hexagon - full treatment

IK 46

TAPERED SHAPE



0.5 mm
Machined

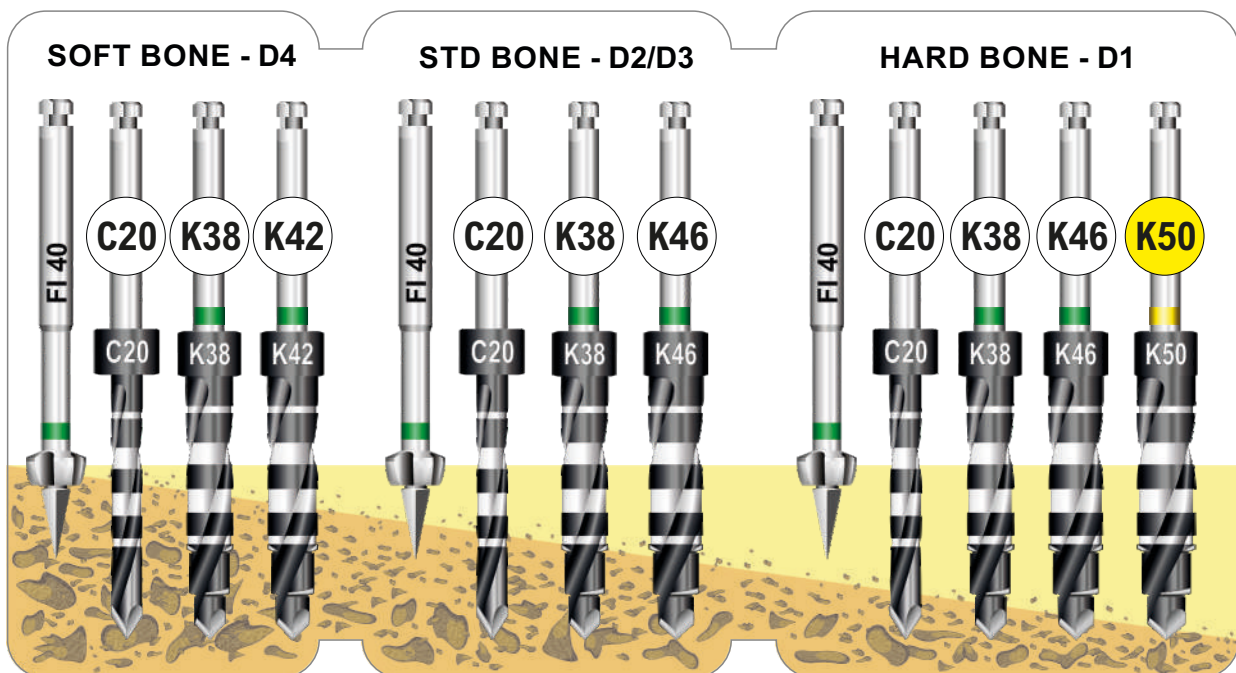
Tapered 2°

Screw Pitch
1.0 mm

Tapered
6 mm



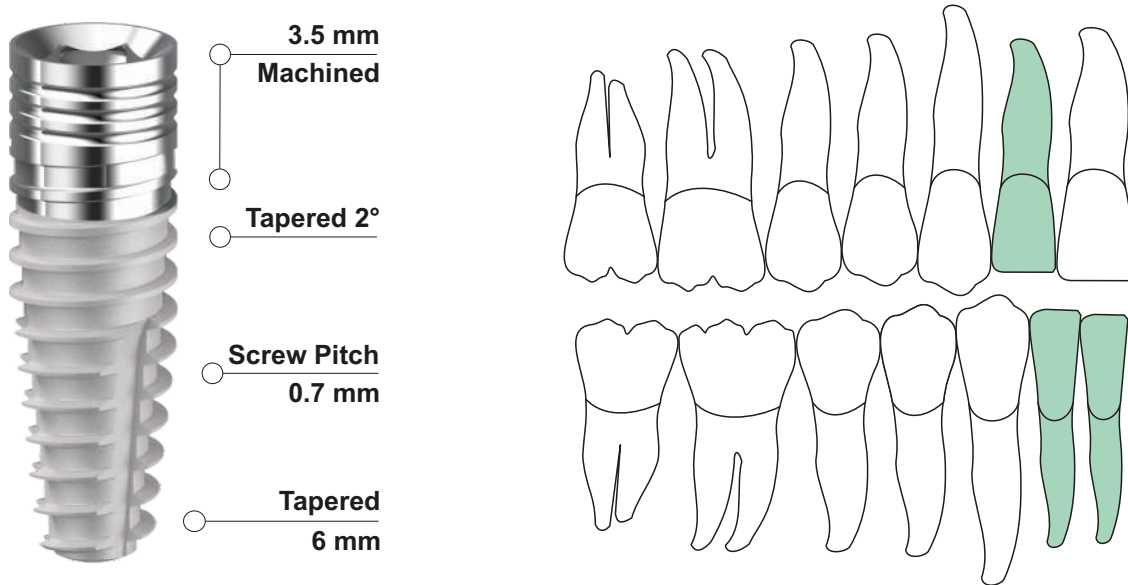
CODE	IMPLANT	LENGTH	PLATFORM	APEX
IK 4607	Ø 4.6	7.0 mm	Ø 4.0	Ø 2.6
IK 4608	Ø 4.6	8.5 mm	Ø 4.0	Ø 2.6
IK 4610	Ø 4.6	10 mm	Ø 4.0	Ø 2.6
IK 4611	Ø 4.6	11.5 mm	Ø 4.0	Ø 2.6
IK 4613	Ø 4.6	13 mm	Ø 4.0	Ø 2.6
IK 4615	Ø 4.6	15 mm	Ø 4.0	Ø 2.6



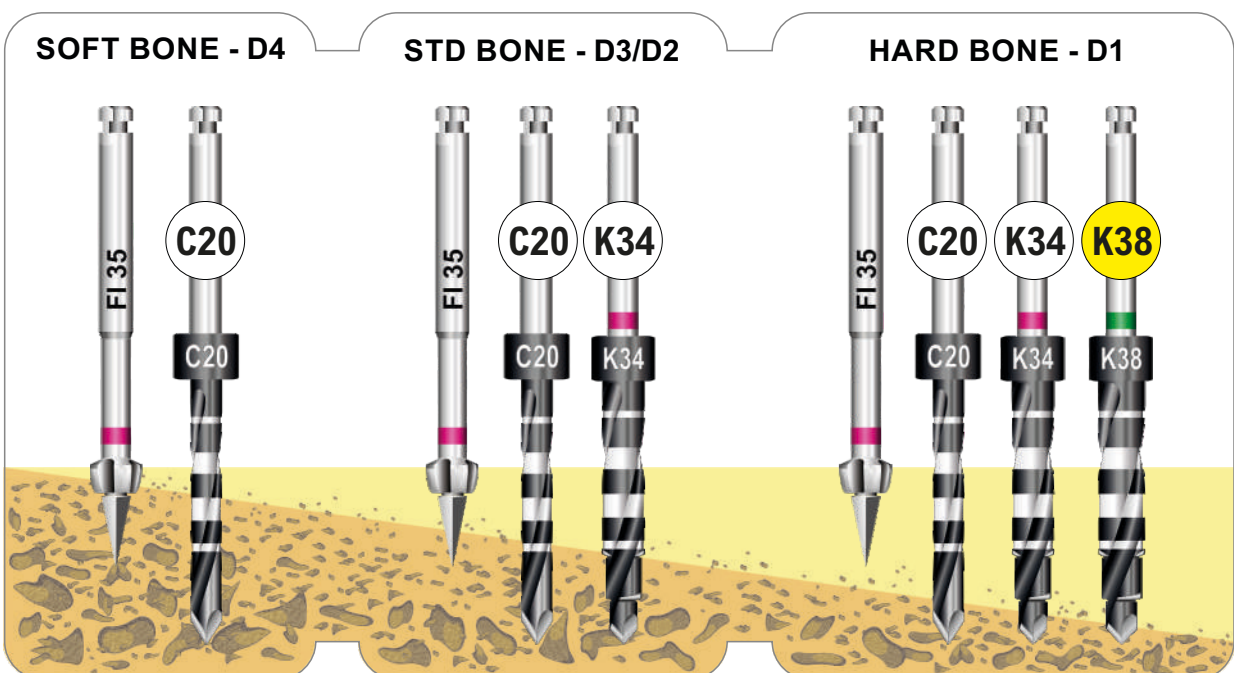
IK 34 HT

K-TAPERED HT
internal hexagon - half treatment

TAPERED SHAPE



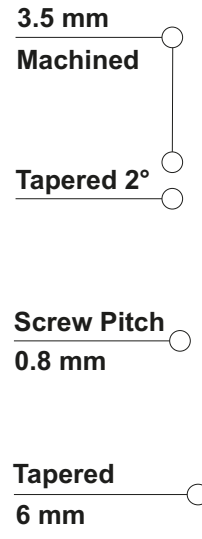
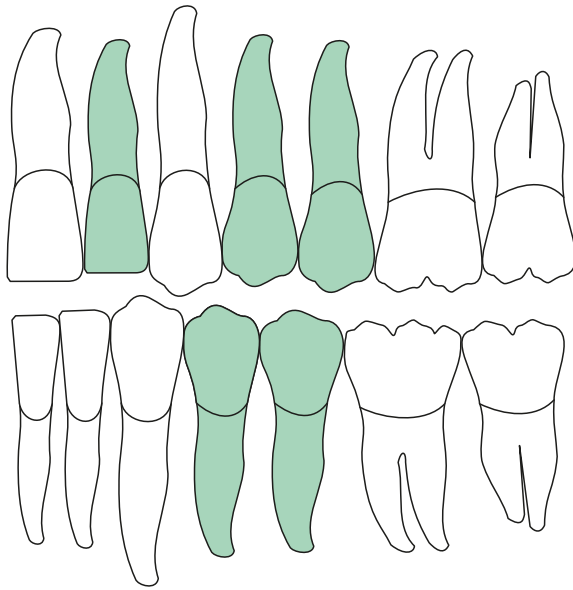
CODE	IMPLANT	LENGTH	PLATFORM	APEX
IK 3408 HT	Ø 3.4	8.5 mm	Ø 3.5 CPS	Ø 1.7
IK 3410 HT	Ø 3.4	10 mm	Ø 3.5 CPS	Ø 1.7
IK 3411 HT	Ø 3.4	11.5 mm	Ø 3.5 CPS	Ø 1.7
IK 3413 HT	Ø 3.4	13 mm	Ø 3.5 CPS	Ø 1.7
IK 3415 HT	Ø 3.4	15 mm	Ø 3.5 CPS	Ø 1.7



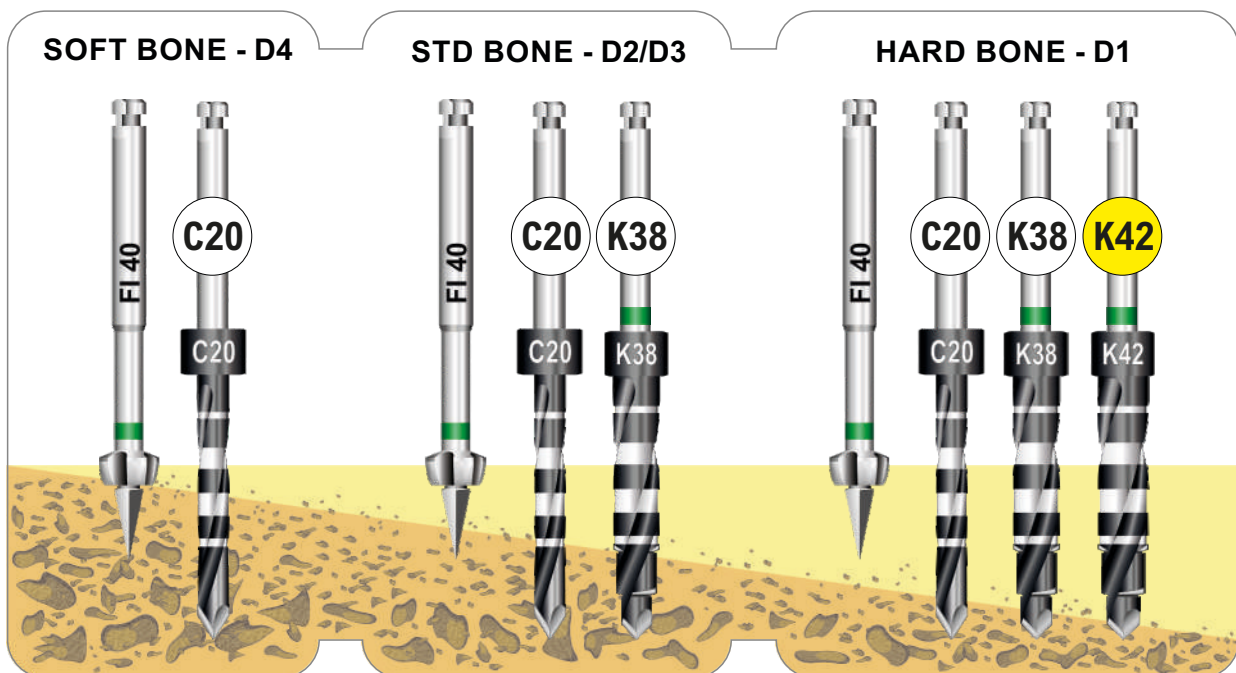
K-TAPERED HT
internal hexagon - half treatment

IK 38 HT

TAPERED SHAPE



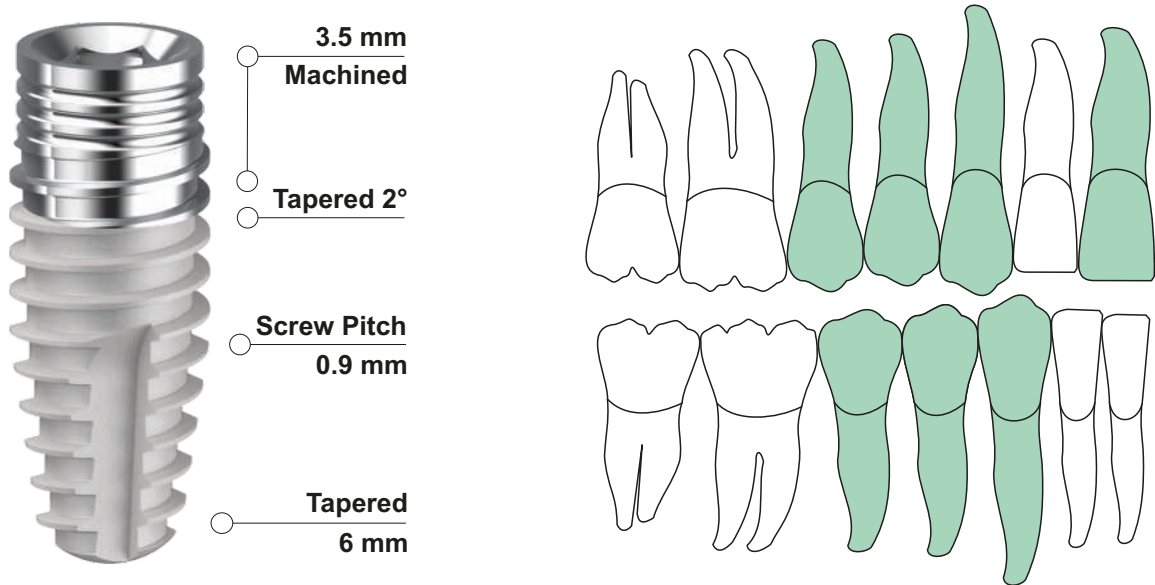
CODE	IMPLANT	LENGTH	PLATFORM	APEX
IK 3808 HT	Ø 3.8	8.5 mm	Ø 4.0	Ø 1.8
IK 3810 HT	Ø 3.8	10 mm	Ø 4.0	Ø 1.8
IK 3811 HT	Ø 3.8	11.5 mm	Ø 4.0	Ø 1.8
IK 3813 HT	Ø 3.8	13 mm	Ø 4.0	Ø 1.8
IK 3815 HT	Ø 3.8	15 mm	Ø 4.0	Ø 1.8



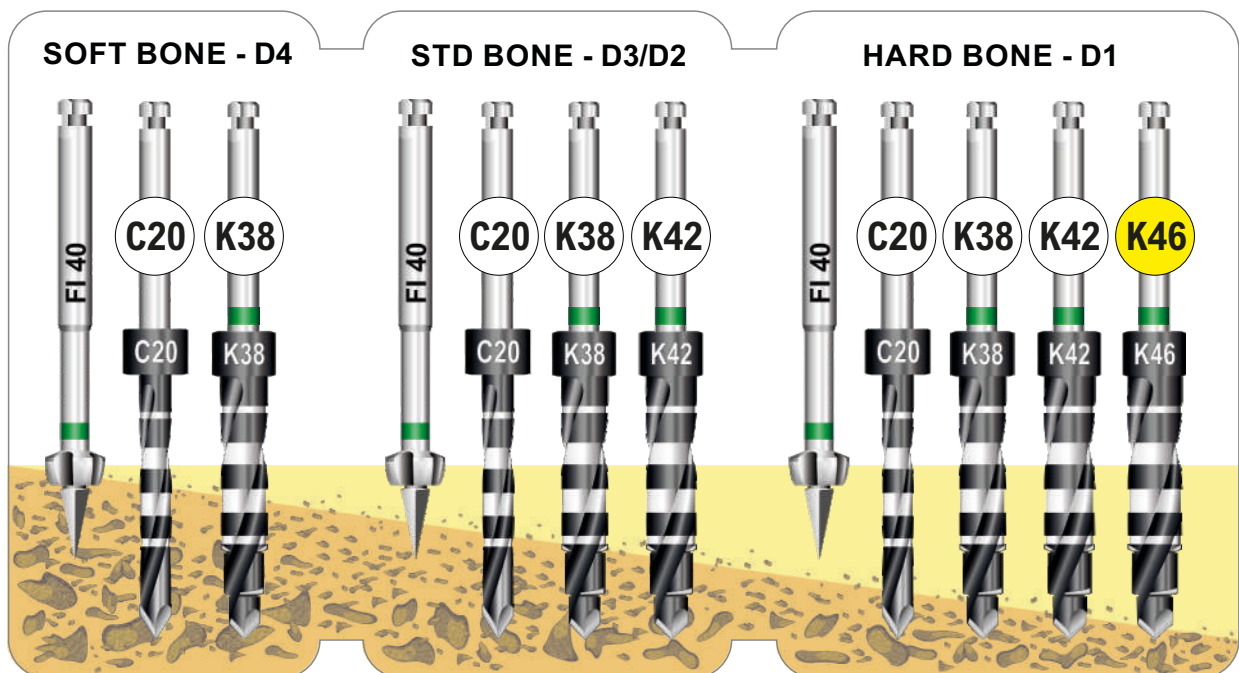
IK 42 HT

K-TAPERED HT
internal hexagon - half treatment

TAPERED SHAPE



CODE	IMPLANT	LENGTH	PLATFORM	APEX
IK 4208 HT	Ø 4.2	8.5 mm	Ø 4.0	Ø 2.2
IK 4210 HT	Ø 4.2	10 mm	Ø 4.0	Ø 2.2
IK 4211 HT	Ø 4.2	11.5 mm	Ø 4.0	Ø 2.2
IK 4213 HT	Ø 4.2	13 mm	Ø 4.0	Ø 2.2
IK 4215 HT	Ø 4.2	15 mm	Ø 4.0	Ø 2.2


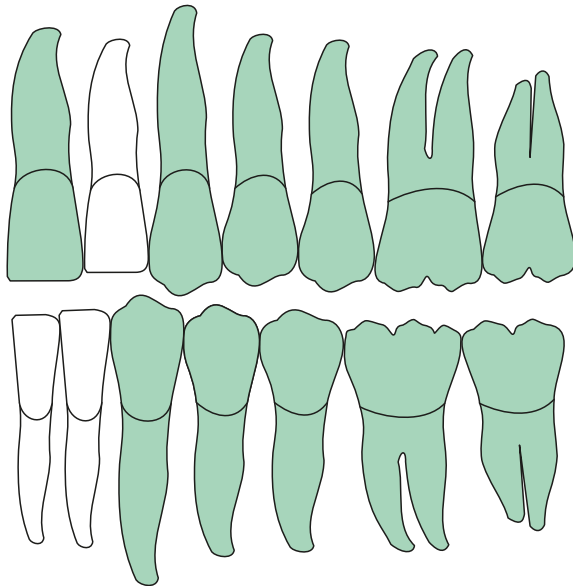


K-TAPERED HT

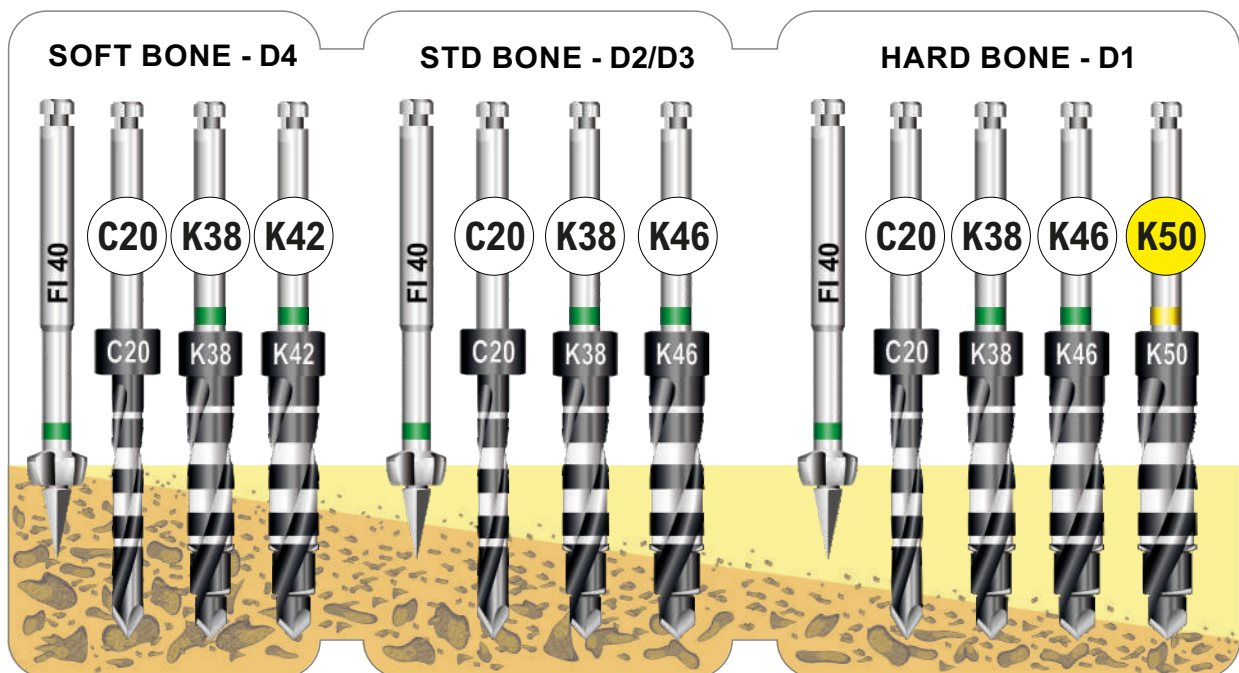
internal hexagon - half treatment

IK 46 HT

TAPERED SHAPE



CODE	IMPLANT	LENGTH	PLATFORM	APEX
IK 4608 HT	Ø 4.6	8.5 mm	Ø 4.0	Ø 2.6
IK 4610 HT	Ø 4.6	10 mm	Ø 4.0	Ø 2.6
IK 4611 HT	Ø 4.6	11.5 mm	Ø 4.0	Ø 2.6
IK 4613 HT	Ø 4.6	13 mm	Ø 4.0	Ø 2.6
IK 4615 HT	Ø 4.6	15 mm	Ø 4.0	Ø 2.6





INTERNAL HEXAGON


WIDE PLATFORM

DOUBLE CONNECTION


LARGE TAPERED
SHAPE

UNIVERSAL

WIDE



IK

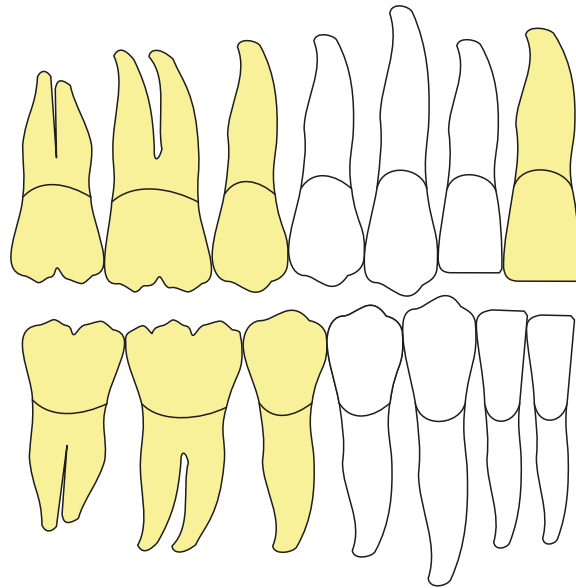


IMPIANTO
CON MOUNTER
WITH MOUNTER

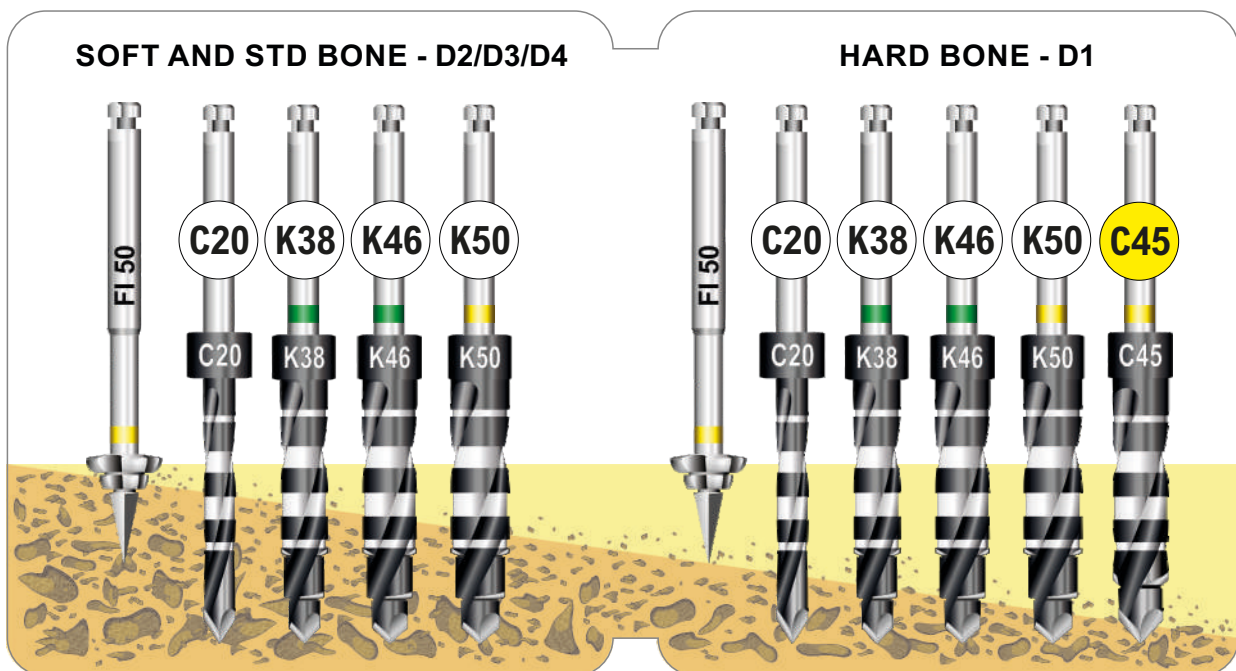
IK 50

K-TAPERED internal hexagon - full treatment

LARGE TAPERED SHAPE



CODE	IMPLANT	LENGTH	PLATFORM	APEX
IK 5007	Ø 5.0	7.0 mm	Ø 5.0	Ø 3.3
IK 5008	Ø 5.0	8.5 mm	Ø 5.0	Ø 3.3
IK 5010	Ø 5.0	10 mm	Ø 5.0	Ø 3.3
IK 5011	Ø 5.0	11.5 mm	Ø 5.0	Ø 3.3
IK 5013	Ø 5.0	13 mm	Ø 5.0	Ø 3.3

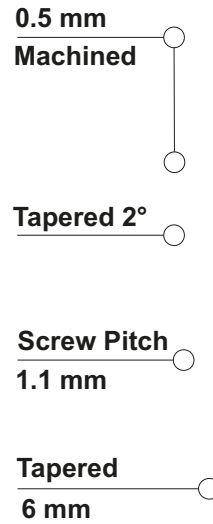
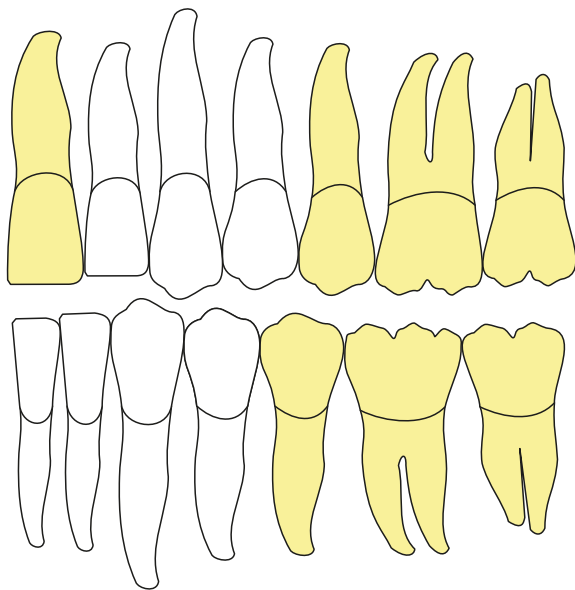


K-TAPERED HT

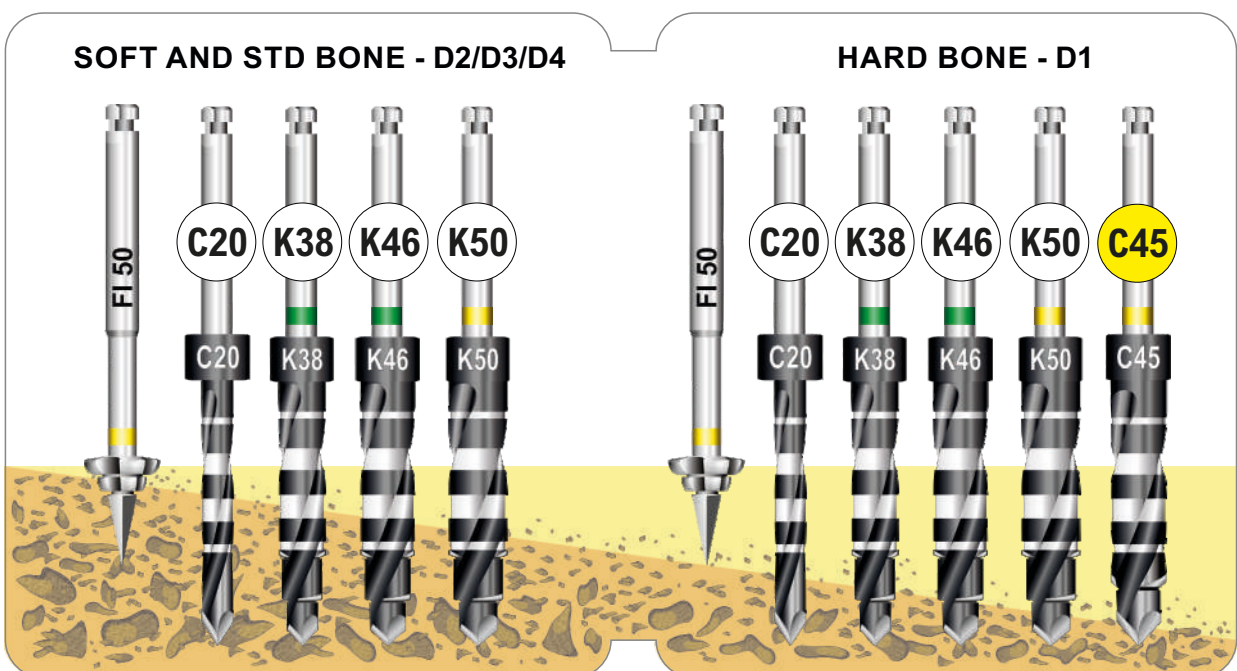
internal hexagon - half treatment

IK 50 HT

LARGE TAPERED SHAPE



CODE	IMPLANT	LENGTH	PLATFORM	APEX
IK 5008 HT	Ø 5.0	8.5 mm	Ø 5.0	Ø 3.3
IK 5010 HT	Ø 5.0	10 mm	Ø 5.0	Ø 3.3
IK 5011 HT	Ø 5.0	11.5 mm	Ø 5.0	Ø 3.3
IK 5013 HT	Ø 5.0	13 mm	Ø 5.0	Ø 3.3





INTERNAL HEXAGON


WIDE PLATFORM

DOUBLE CONNECTION


X-LARGE
TAPERED SHAPE

UNIVERSAL

WIDE



IK XL

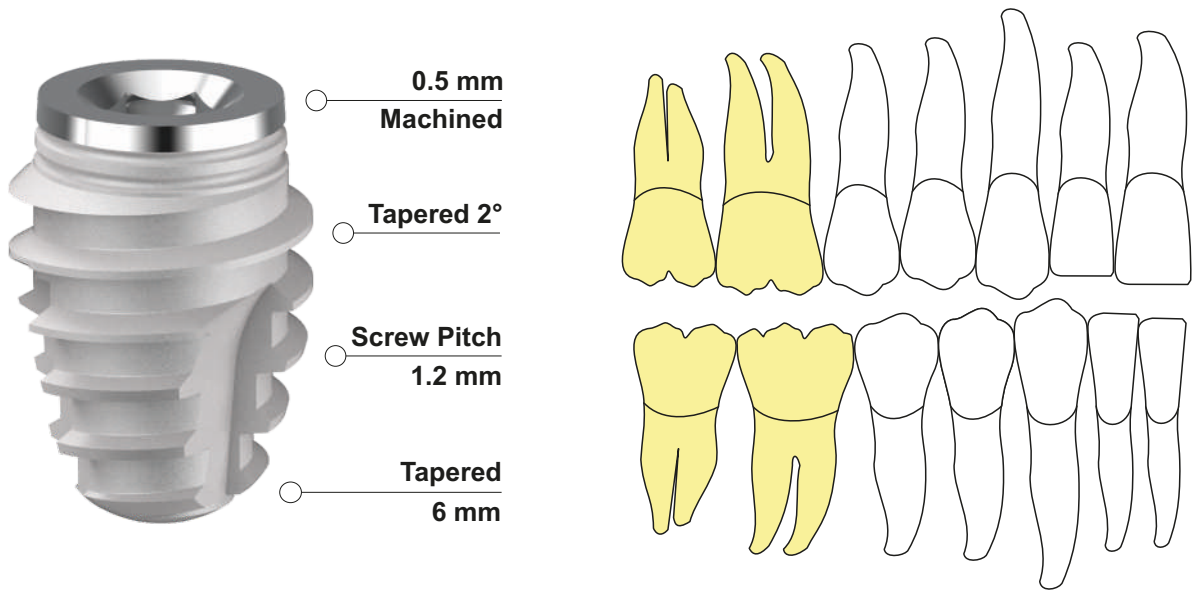


IMPIANTO
SENZA MOUNTER
MOUNTERLESS

IK 60

K-TAPERED
internal hexagon - full treatment

X-LARGE TAPERED SHAPE



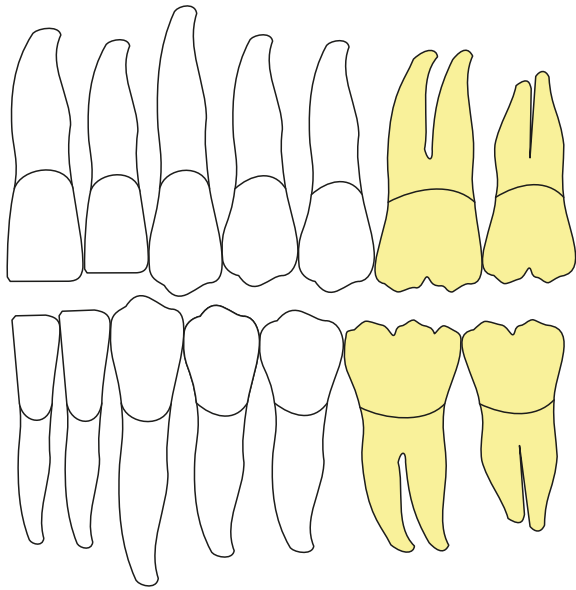
CODE	IMPLANT	LENGTH	PLATFORM	APEX
IK 6007	Ø 6.0	7.0 mm	Ø 5.0	Ø 4.5
IK 6008	Ø 6.0	8.5 mm	Ø 5.0	Ø 4.5
IK 6010	Ø 6.0	10 mm	Ø 5.0	Ø 4.5



K-TAPERED
internal hexagon - full treatment

IK 80

X-LARGE TAPERED SHAPE



0.5 mm
Machined

Tapered 2°

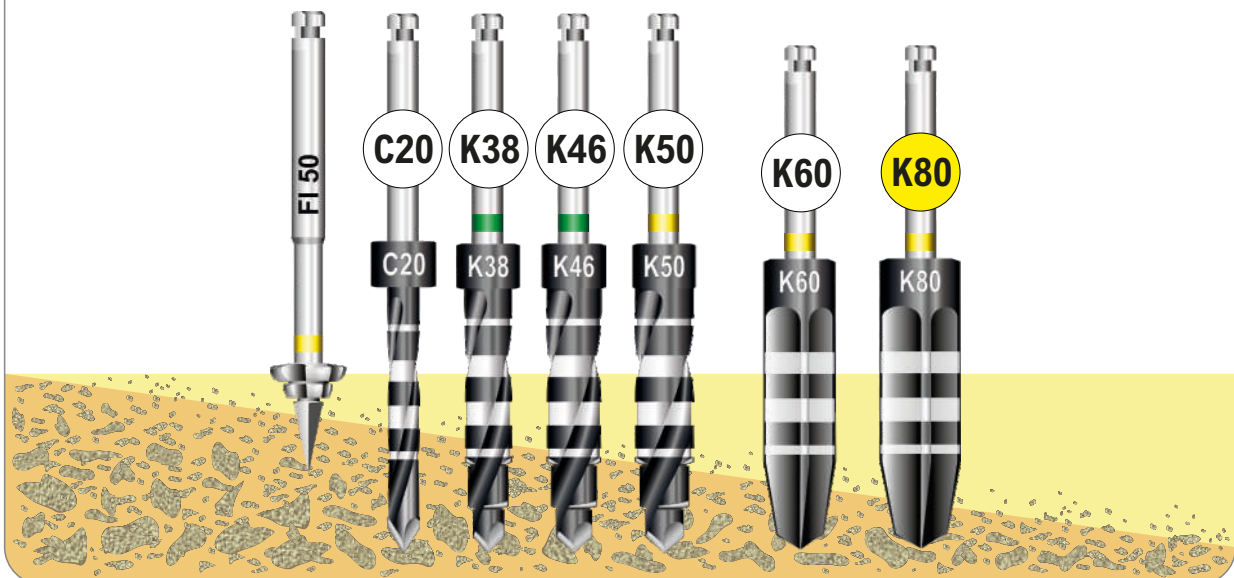
Screw Pitch
1.2 mm

Tapered
6 mm



CODE	IMPLANT	LENGTH	PLATFORM	APEX
IK 8007	Ø 8.0	7.0 mm	Ø 5.0	Ø 6.0
IK 8008	Ø 8.0	8.5 mm	Ø 5.0	Ø 6.0
IK 8010	Ø 8.0	10 mm	Ø 5.0	Ø 6.0

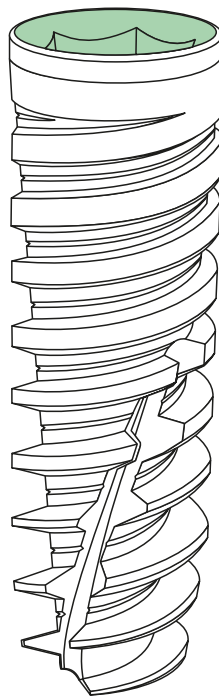
ONLY FOR SOFT AND STD BONE - D3/D4



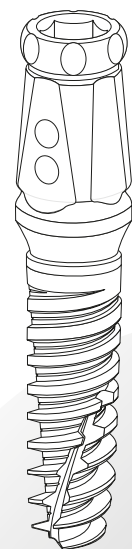


INTERNAL HEXAGON UNIVERSAL CONNECTION

ACTIVE BLADE SHAPE



IA

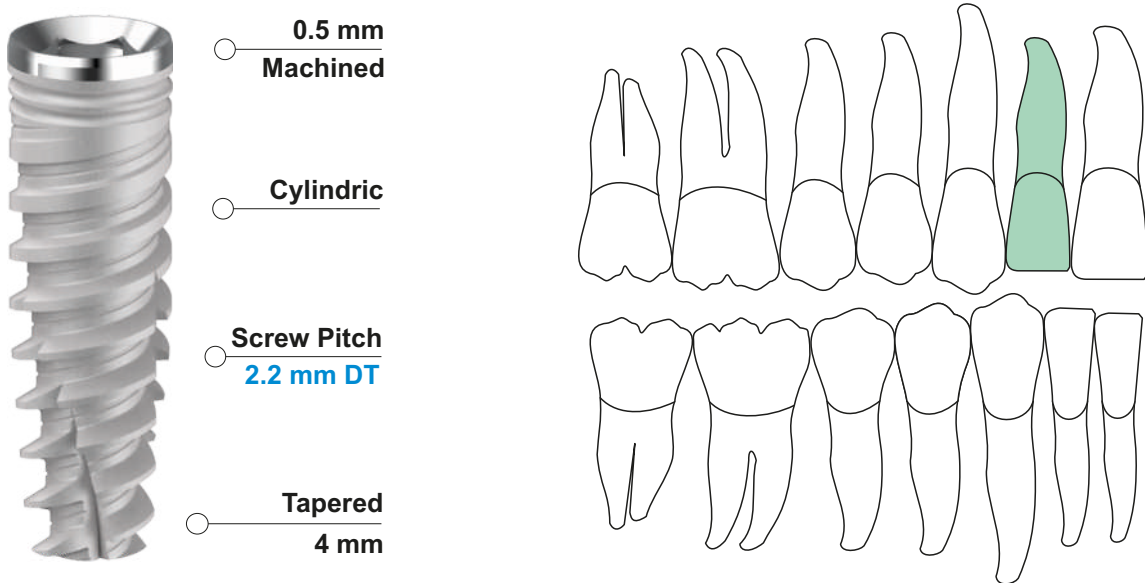


IMPIANTO
CON MOUNTER
WITH MOUNTER

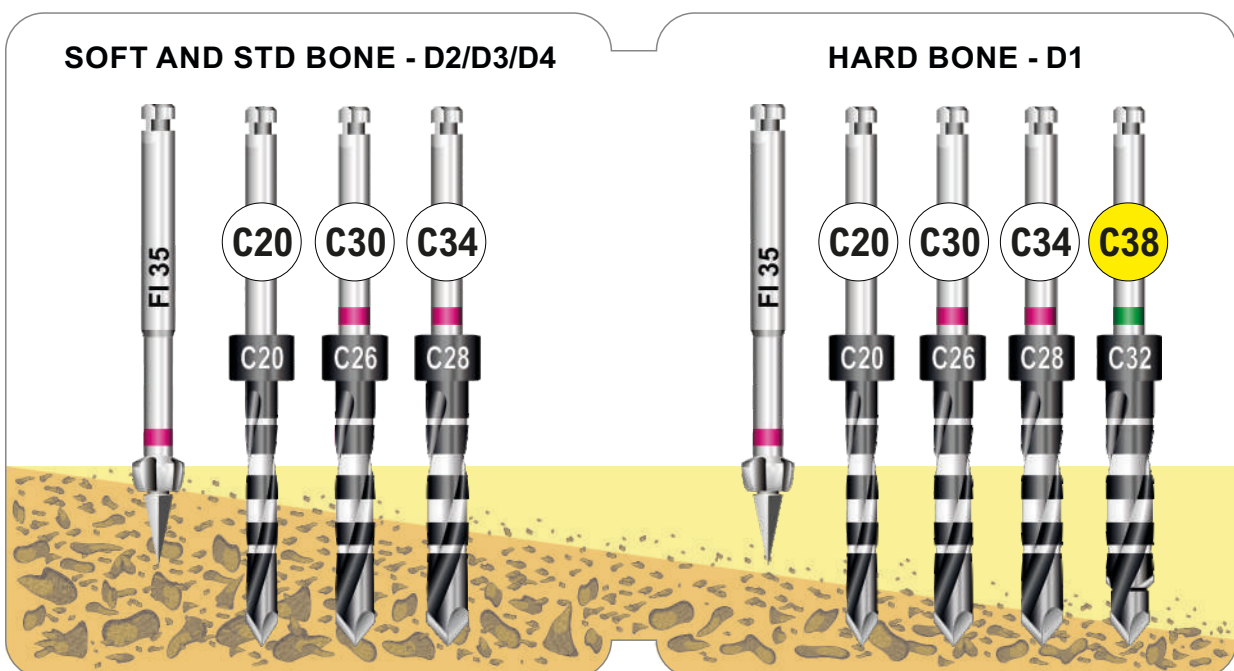
IA 34

A-BLADE internal hexagon - full treatment

ACTIVE BLADE SHAPE



CODE	IMPLANT	LENGTH	PLATFORM	APEX
IA 3408	Ø 3.4	8.5 mm	Ø 3.5 CPS	Ø 1.8
IA 3410	Ø 3.4	10 mm	Ø 3.5 CPS	Ø 1.8
IA 3411	Ø 3.4	11.5 mm	Ø 3.5 CPS	Ø 1.8
IA 3413	Ø 3.4	13 mm	Ø 3.5 CPS	Ø 1.8

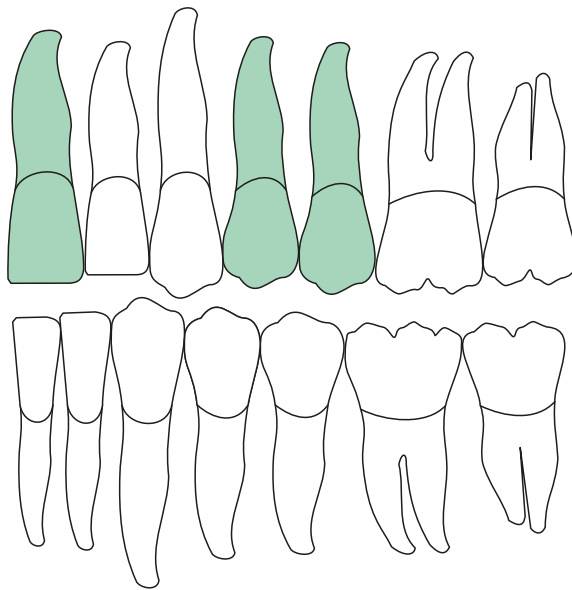


A-BLADE

internal hexagon - full treatment

IA 38

ACTIVE BLADE SHAPE



0.5 mm
Machined

Cylindric

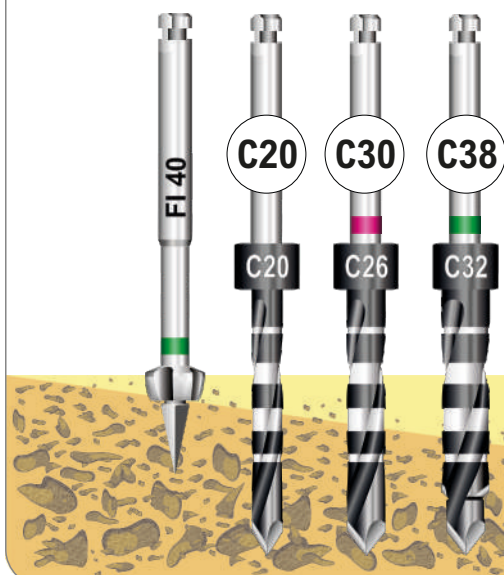
Screw Pitch
2.2 mm DT

Tapered
4 mm

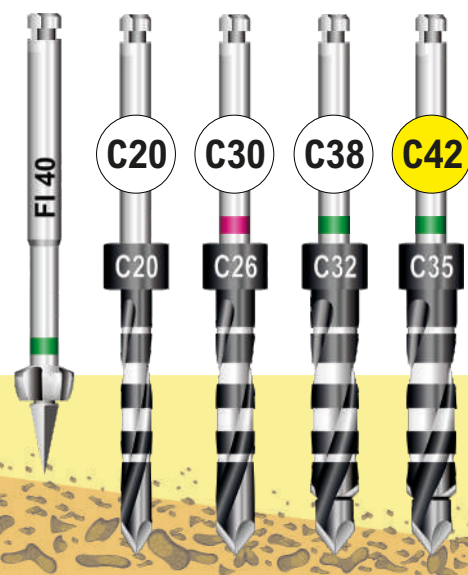


CODE	IMPLANT	LENGTH	PLATFORM	APEX
IA 3808	Ø 3.8	8.5 mm	Ø 4.0	Ø 2.1
IA 3810	Ø 3.8	10 mm	Ø 4.0	Ø 2.1
IA 3811	Ø 3.8	11.5 mm	Ø 4.0	Ø 2.1
IA 3813	Ø 3.8	13 mm	Ø 4.0	Ø 2.1
IA 3815	Ø 3.8	15 mm	Ø 4.0	Ø 2.1

SOFT AND STD BONE - D2/D3/D4



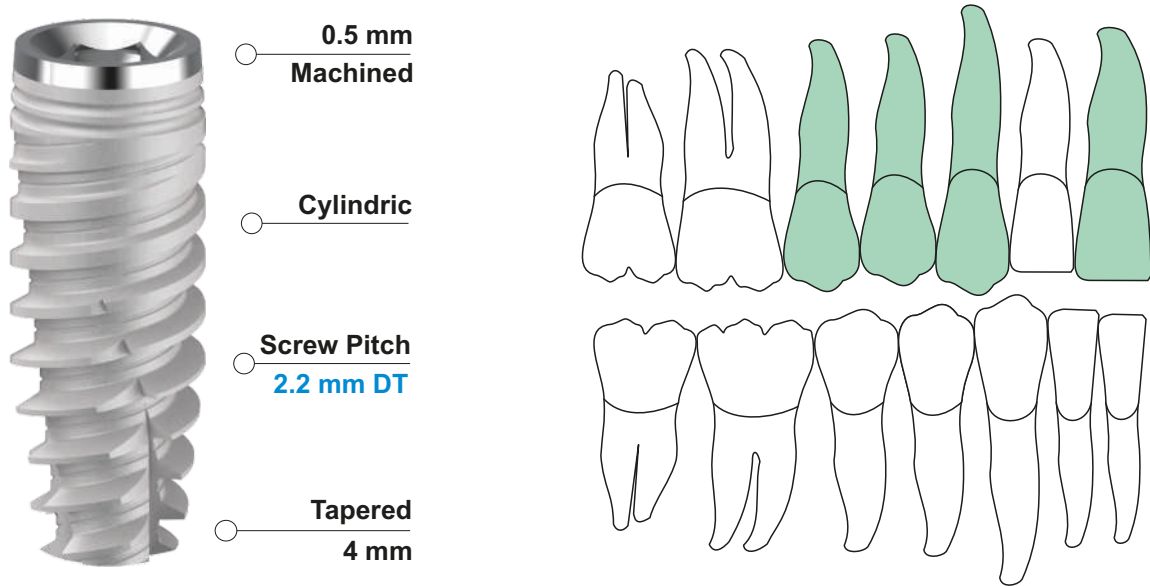
HARD BONE - D1



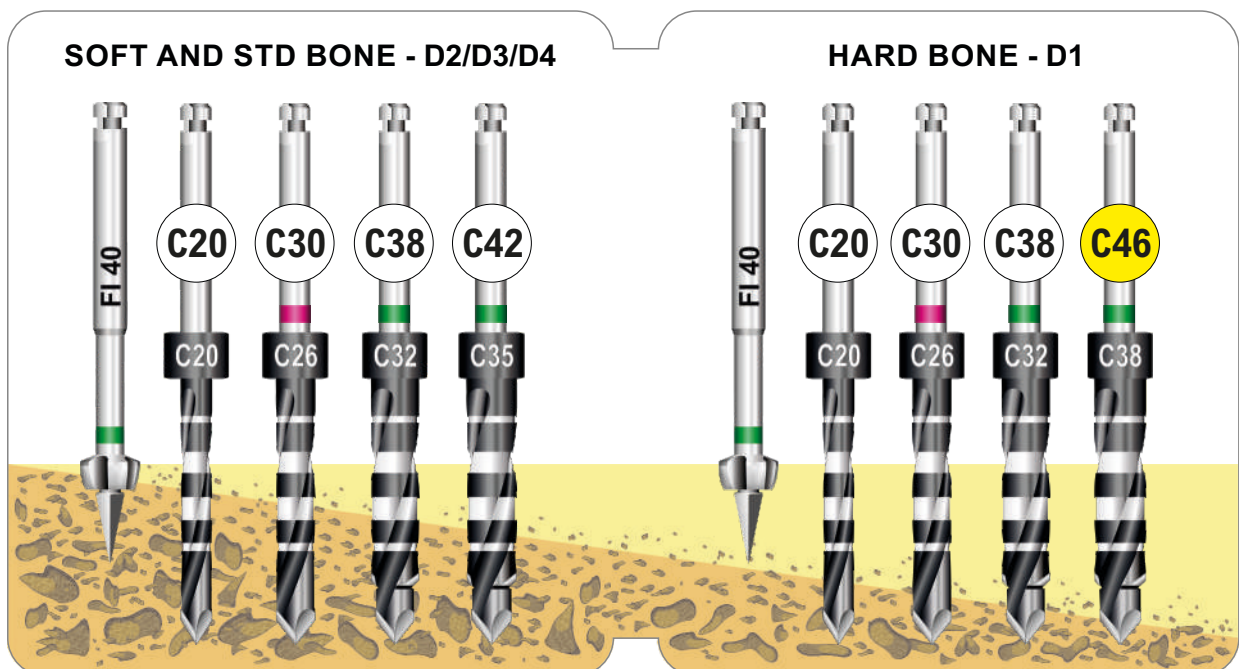
IA 42

A-BLADE internal hexagon - full treatment

ACTIVE BLADE SHAPE



CODE	IMPLANT	LENGTH	PLATFORM	APEX
IA 4208	Ø 4.2	8.5 mm	Ø 4.0	Ø 2.5
IA 4210	Ø 4.2	10 mm	Ø 4.0	Ø 2.5
IA 4211	Ø 4.2	11.5 mm	Ø 4.0	Ø 2.5
IA 4213	Ø 4.2	13 mm	Ø 4.0	Ø 2.5
IA 4215	Ø 4.2	15 mm	Ø 4.0	Ø 2.5

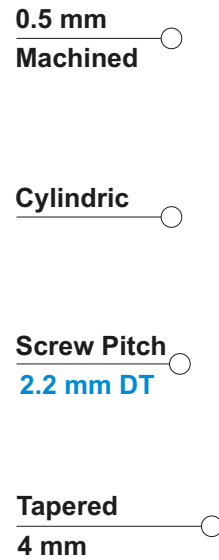
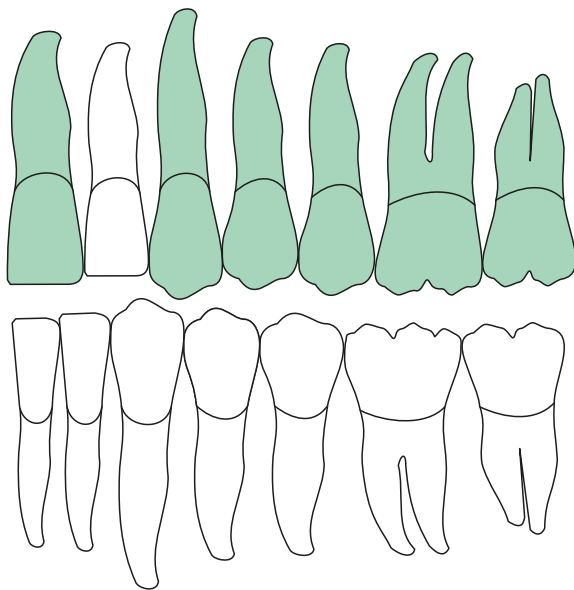


A-BLADE

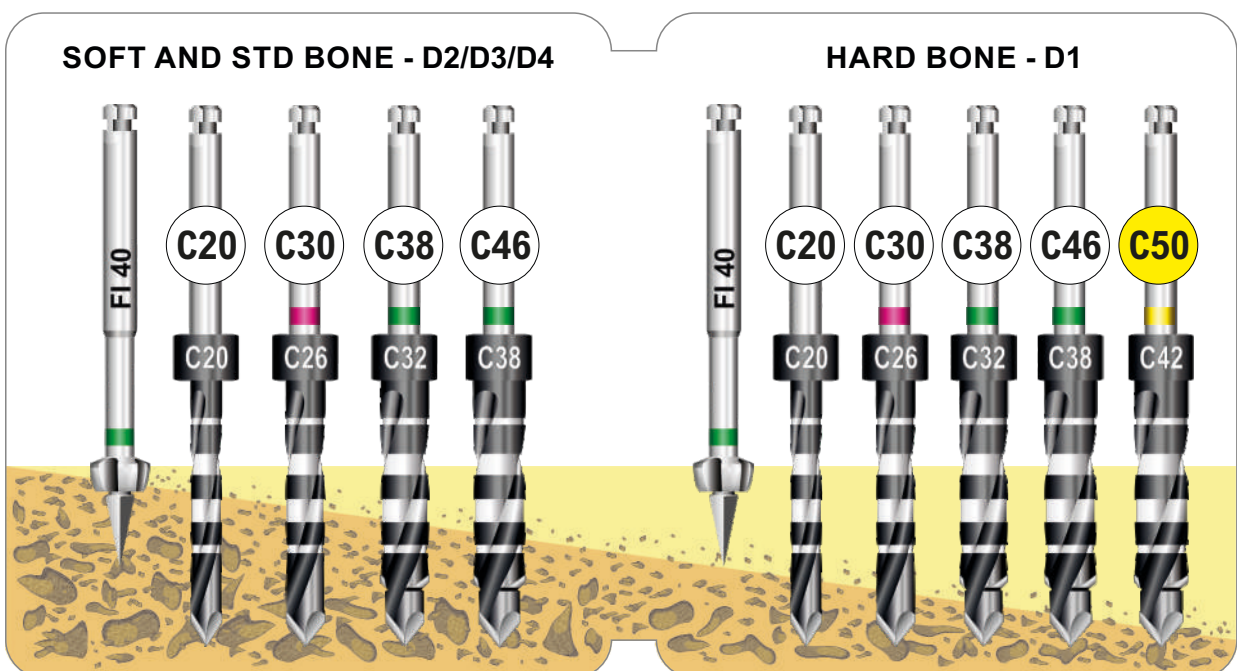
internal hexagon - full treatment

IA 46

ACTIVE BLADE SHAPE



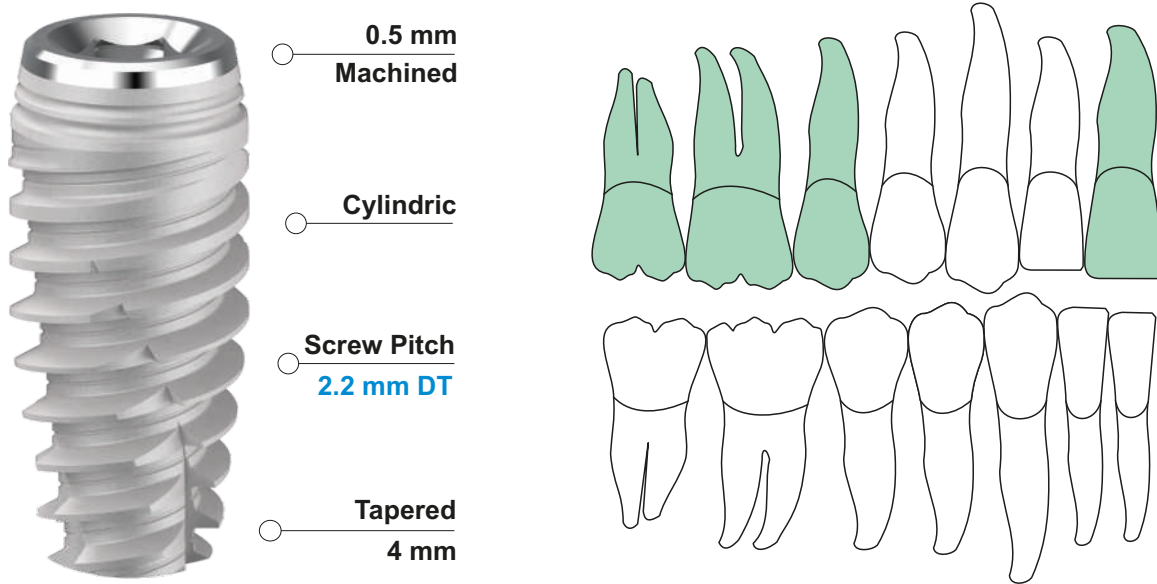
CODE	IMPLANT	LENGTH	PLATFORM	APEX
IA 4608	Ø 4.6	8.5 mm	Switch Ø 4.0	Ø 2.9
IA 4610	Ø 4.6	10 mm	Switch Ø 4.0	Ø 2.9
IA 4611	Ø 4.6	11.5 mm	Switch Ø 4.0	Ø 2.9
IA 4613	Ø 4.6	13 mm	Switch Ø 4.0	Ø 2.9
IA 4615	Ø 4.6	15 mm	Switch Ø 4.0	Ø 2.9



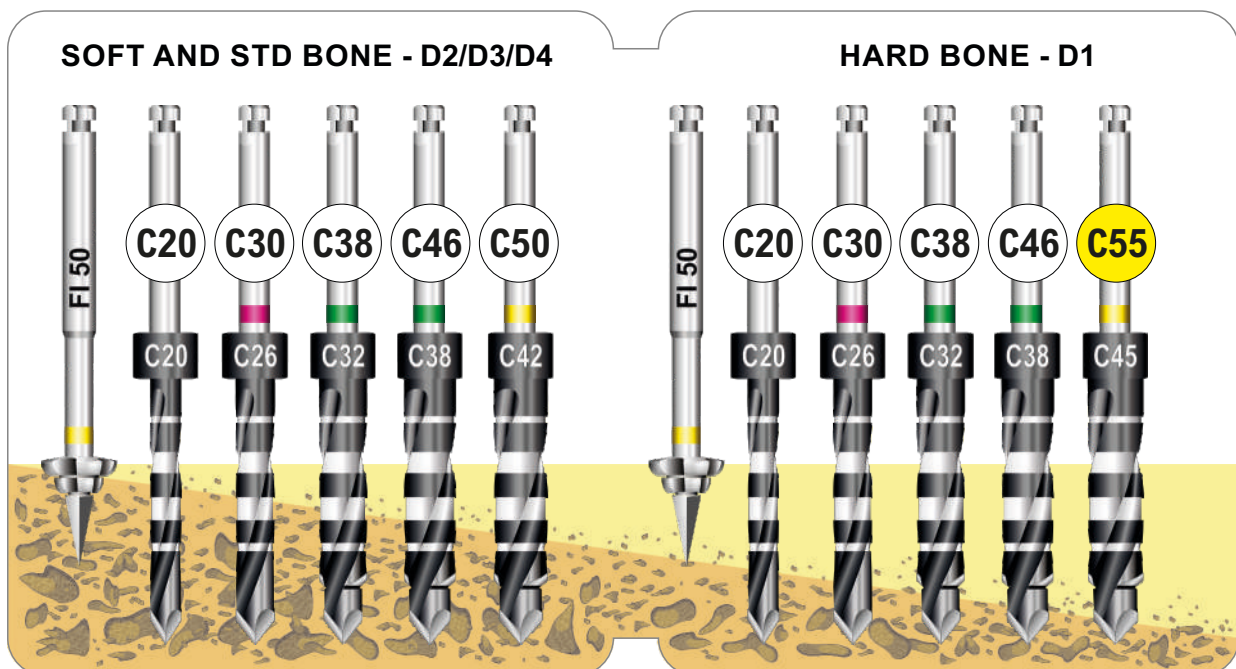
IA 50

A-BLADE internal hexagon - full treatment

ACTIVE BLADE SHAPE



CODE	IMPLANT	LENGTH	PLATFORM	APEX
IA 5008	Ø 5.0	8.5 mm	Switch Ø 4.0	Ø 3.3
IA 5010	Ø 5.0	10 mm	Switch Ø 4.0	Ø 3.3
IA 5011	Ø 5.0	11.5 mm	Switch Ø 4.0	Ø 3.3
IA 5013	Ø 5.0	13 mm	Switch Ø 4.0	Ø 3.3






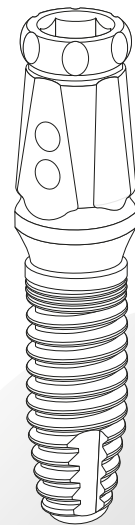


INTERNAL HEXAGON UNIVERSAL CONNECTION

CYLINDRICAL SHAPE



IC

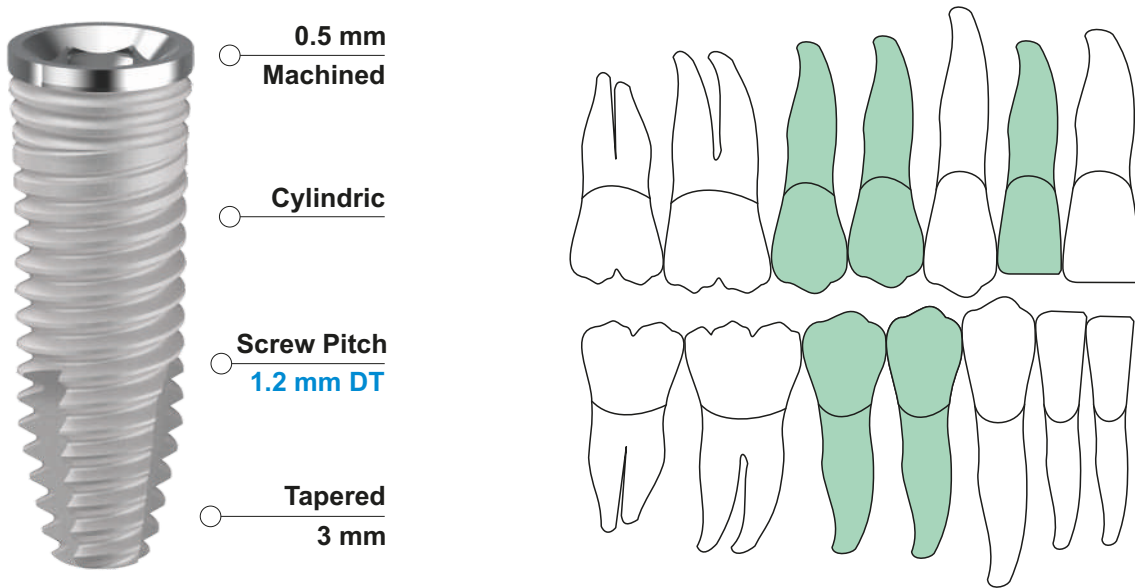


IMPIANTO
CON MOUNTER
WITH MOUNTER

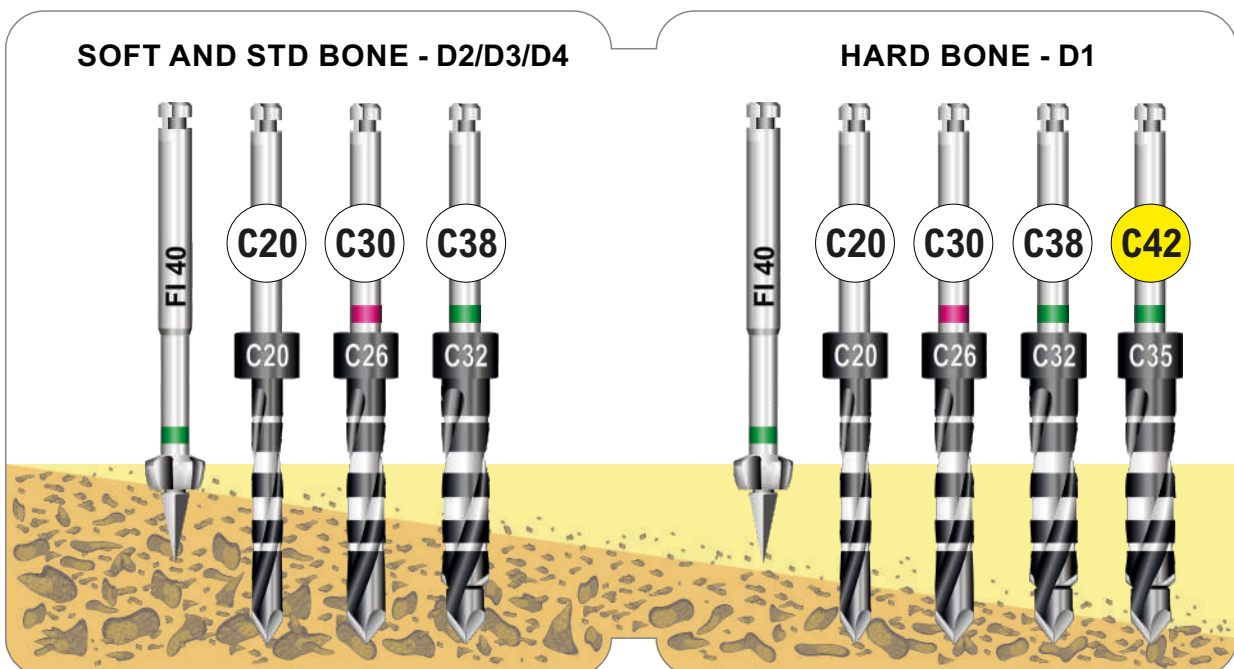
IC 38

CYLINDRIC internal hexagon - full treatment

CYLINDRICAL SHAPE



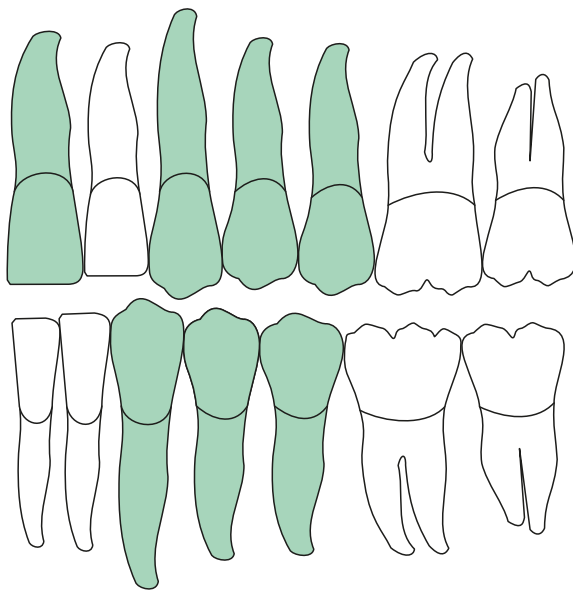
CODE	IMPLANT	LENGTH	PLATFORM	APEX
IC 3808	Ø 3.8	8.5 mm	Ø 4.0	Ø 2.7
IC 3810	Ø 3.8	10 mm	Ø 4.0	Ø 2.7
IC 3811	Ø 3.8	11.5 mm	Ø 4.0	Ø 2.7
IC 3813	Ø 3.8	13 mm	Ø 4.0	Ø 2.7
IC 3815	Ø 3.8	15 mm	Ø 4.0	Ø 2.7



CYLINDRIC
internal hexagon - full treatment

IC 42

CYLINDRICAL SHAPE



0.5 mm
Machined

Cylindric

Screw Pitch
1.2 mm DT

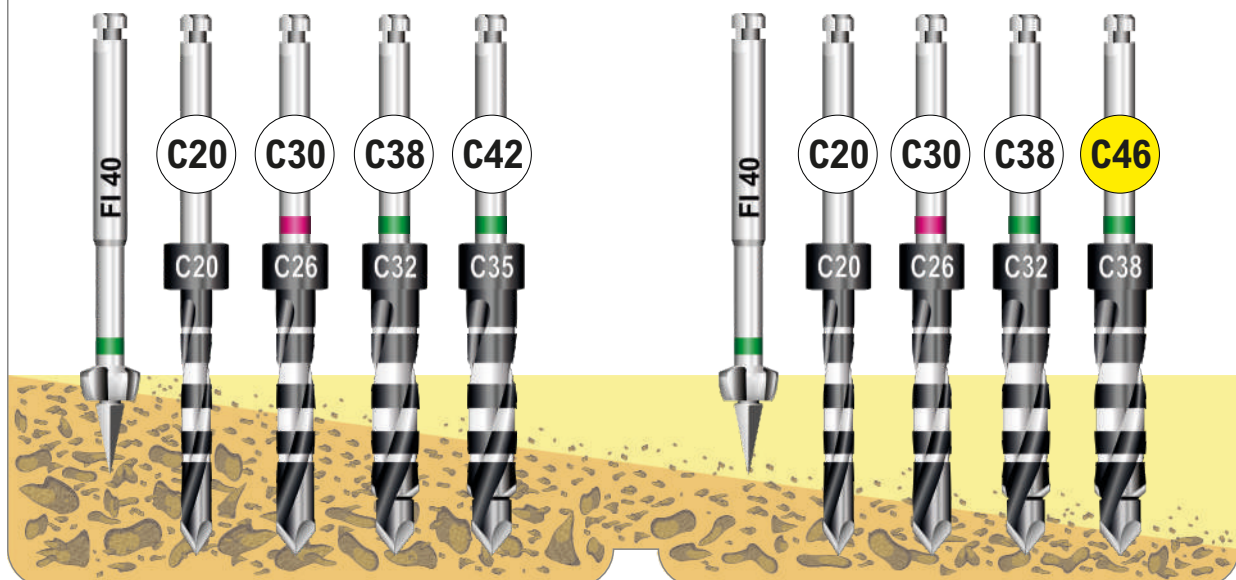
Tapered
3 mm



CODE	IMPLANT	LENGTH	PLATFORM	APEX
IC 4208	Ø 4.2	8.5 mm	Ø 4.0	Ø 3.1
IC 4210	Ø 4.2	10 mm	Ø 4.0	Ø 3.1
IC 4211	Ø 4.2	11.5 mm	Ø 4.0	Ø 3.1
IC 4213	Ø 4.2	13 mm	Ø 4.0	Ø 3.1

SOFT AND STD BONE - D2/D3/D4

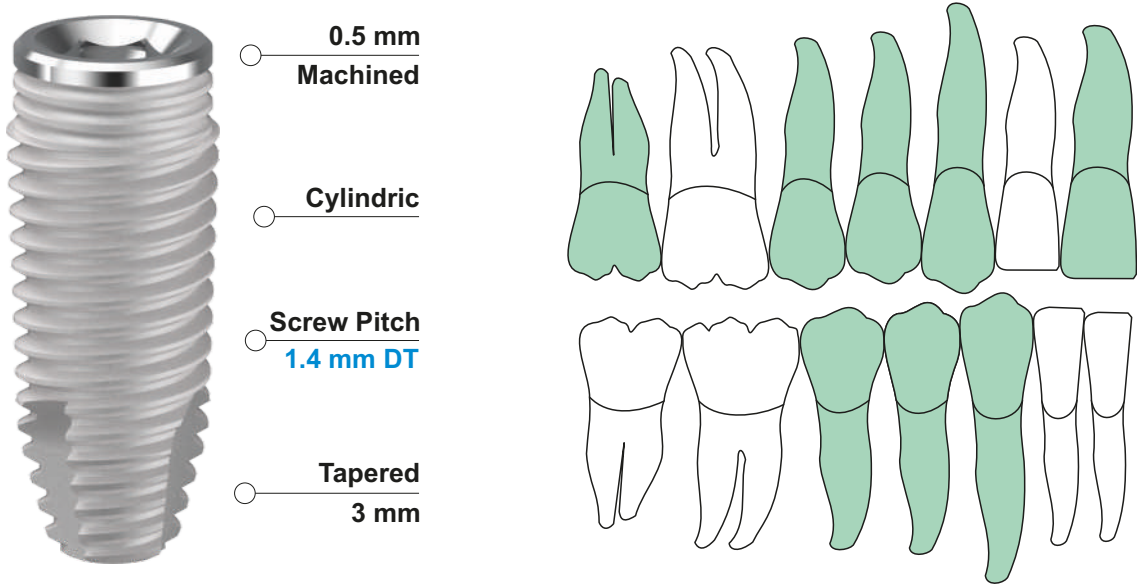
HARD BONE - D1



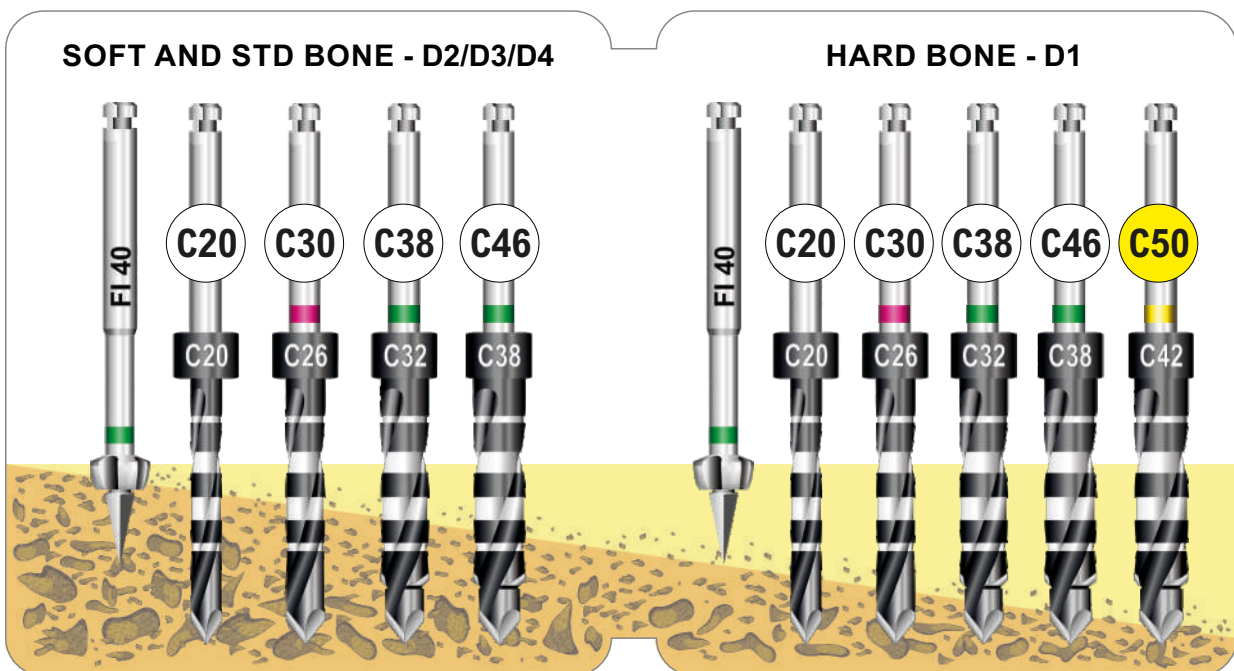
IC 46

CYLINDRIC
internal hexagon - full treatment

CYLINDRICAL SHAPE



CODE	IMPLANT	LENGTH	PLATFORM	APEX
IC 4608	Ø 4.6	8.5 mm	Ø 4.0	Ø 3.5
IC 4610	Ø 4.6	10 mm	Ø 4.0	Ø 3.5
IC 4611	Ø 4.6	11.5 mm	Ø 4.0	Ø 3.5
IC 4613	Ø 4.6	13 mm	Ø 4.0	Ø 3.5
IC 4615	Ø 4.6	15 mm	Ø 4.0	Ø 3.5





INTERNAL HEXAGON


WIDE PLATFORM

DOUBLE CONNECTION

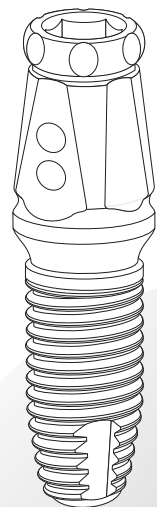
LARGE CYLINDRICAL
SHAPE

UNIVERSAL

WIDE



IC

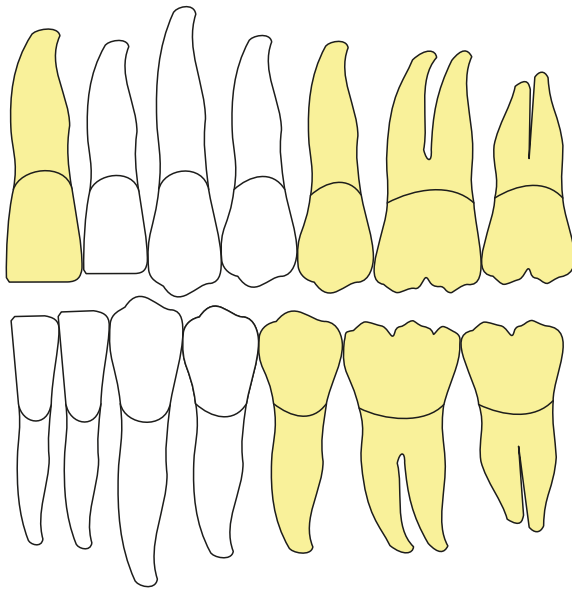


IMPIANTO
CON MOUNTER
WITH MOUNTER

K-TAPERED
internal hexagon - full treatment

IC 50

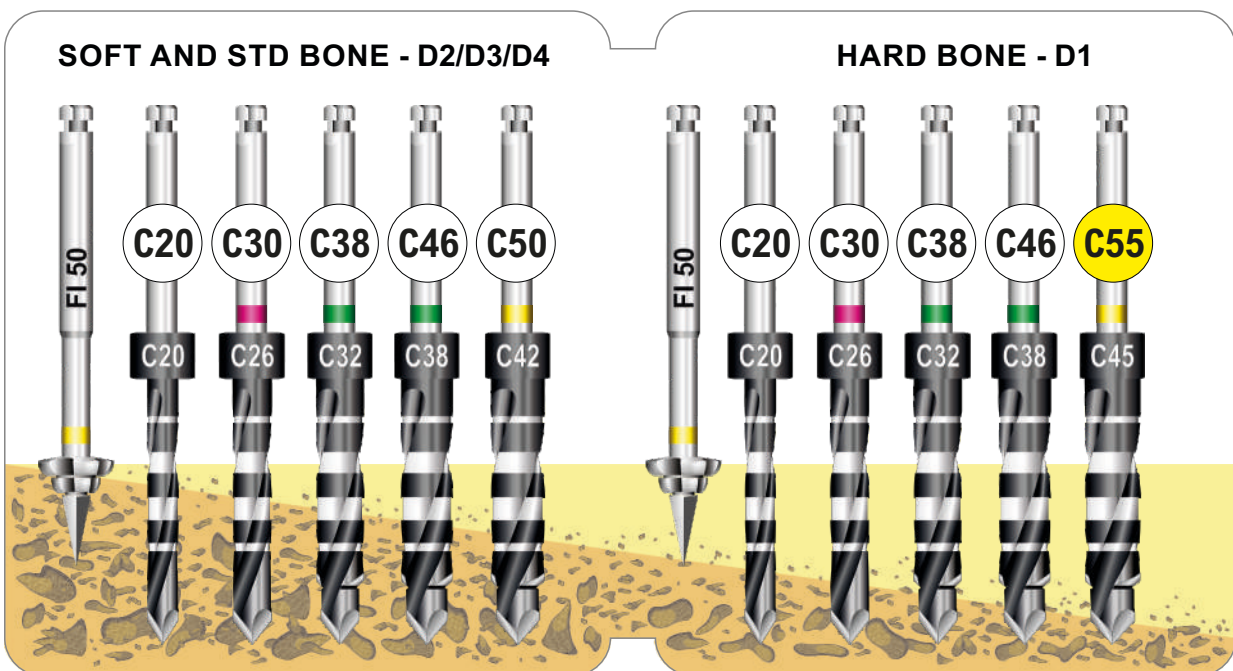
LARGE CYLINDRICAL SHAPE



- 0.5 mm Machined
- Cylindric
- Screw Pitch 1.4 mm DT
- Tapered 3 mm



CODE	IMPLANT	LENGTH	PLATFORM	APEX
IC 5008	Ø 5.0	8.5 mm	Ø 5.0	Ø 3.9
IC 5010	Ø 5.0	10 mm	Ø 5.0	Ø 3.9
IC 5011	Ø 5.0	11.5 mm	Ø 5.0	Ø 3.9
IC 5013	Ø 5.0	13 mm	Ø 5.0	Ø 3.9





INTERNAL HEXAGON UNIVERSAL CONNECTION

UNIVERSAL PROSTHETICS



universal prosthetics

20Ncm 



Pilastro di Guarigione - Titanio Gr. 5 - Anodizzato
Healing Abutment - Titanium Gr. 5 - Anodized

IP 4HA2-W H 2 mm - **CPS** Standard Gingival Profile

IP 4HA4-W H 4 mm - **CPS** Standard Gingival Profile

IP 4HA6-W H 6 mm - **CPS** Standard Gingival Profile

DM 1/2 [Standard Hexagonal Driver](#)

20Ncm 



Pilastro di Guarigione - Titanio Gr. 5 - Anodizzato
Healing Abutment - Titanium Gr. 5 - Anodized

IP 4HA2 H 2 mm - Standard Gingival Profile

IP 4HA4 H 4 mm - Standard Gingival Profile

IP 4HA6 H 6 mm - Standard Gingival Profile


DM 1/2 [Standard Hexagonal Driver](#)



Analogo per Laboratorio - Titanio Gr. 5 - Anodizzato
Laboratory Analog - Titanium Gr. 5 - Anodized

IP 4AL H 12 mm - Universal Shape

10Ncm 



Moncone Calcinabile CPS - Acrilico

CPS Castable Abutment - Acrylic


IP 4CA-W Antirotation Hex - **CPS** Standard Gingival Profile

IP 4CR-W Rotating - **CPS** Standard Gingival Profile

IP VITG Vite di Ricambio Gold - Gold Spare Screw

DM 1/2 [Standard Hexagonal Driver](#)

10Ncm 



Moncone Calcinabile - Acrilico

Castable Abutment - Acrylic

IP 4CA Antirotation Hex - Standard Gingival Profile

IP 4CR Rotating - Standard Gingival Profile

IP VITG Vite di Ricambio Gold - Gold Spare Screw

DM 1/2 [Standard Hexagonal Driver](#)

universal prosthetics

Pilastro Temporaneo da Incollaggio - Titanio Gr. 5

Temporary Glueing Abutment - Titanium Gr. 5

IP 4TA-W Antirotation Hex - **CPS** Standard Gingival Profile

IP 4TR-W Rotating - **CPS** Standard Gingival Profile

IP VITG Vite di Ricambio Gold - Gold Spare Screw

DM 1/2 Standard Hexagonal Driver



Pilastro Temporaneo da Saldatura - Titanio Gr. 5

Temporary Welding Abutment - Titanium Gr. 5

IP 4TR-S Rotating - **CPS** Standard Gingival Profile

IP VITG Vite di Ricambio Gold - Gold Spare Screw

DM 1/2 Standard Hexagonal Driver




Moncone Provvisorio Estetico - PEEK Medica

Aesthetic Temporary Abutment - Medical PEEK

IP 4PA Antirotation Hex - Standard Gingival Profile

IP VITG Vite di Ricambio Gold - Gold Spare Screw

DM 1/2 Standard Hexagonal Driver



Pilastro per Overdenture - Titanio Gr. 5 - PVD TiN

Overdenture Abutment - Titanium Gr. 5 - PVD TiN

IP 4BA1-W H 1 mm - **CPS** Standard Gingival Profile - NORMO

IP 4BA2-W H 2 mm - **CPS** Standard Gingival Profile - NORMO

IP 4BA3-W H 3 mm - **CPS** Standard Gingival Profile - NORMO

IP 4BA4-W H 4 mm - **CPS** Standard Gingival Profile - NORMO

IP 4BA6-W H 6 mm - **CPS** Standard Gingival Profile - NORMO



Pilastro per Overdenture Equator - Titanio Gr. 5 - PVD TiN

Equator Overdenture Abutment - Titanium Gr. 5 - PVD TiN

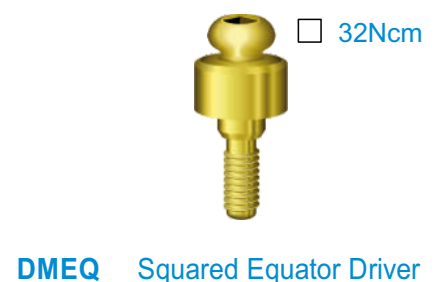
IP 4EQ1 H 1 mm - Narrow Gingival Profile

IP 4EQ2 H 2 mm - Narrow Gingival Profile

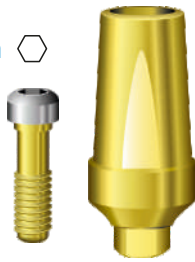
IP 4EQ3 H 3 mm - Narrow Gingival Profile

IP 4EQ4 H 4 mm - Narrow Gingival Profile

IP 4EQ5 H 5 mm - Narrow Gingival Profile



32Ncm 



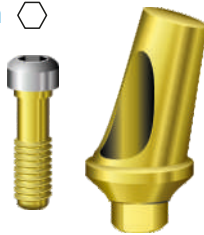
Moncone Titanio Diritto - Titanio Gr. 5 - PVD TiN

Straight Titanium Abutment - Titanium Gr. 5 - PVD TiN

IP 4ST2-W 0° - Straight - **CPS** Standard Gingival Profile

IP VITG Vite di Ricambio Gold - Gold Spare Screw
DM 1/2 Standard Hexagonal Driver

32Ncm 



Moncone Titanio Angolato - Titanio Gr. 5 - PVD TiN

Angled Titanium Abutment - Titanium Gr. 5 - PVD TiN

IP 4AT15-W 15° - Angled - **CPS** Standard Gingival Profile

IP 4AT25-W 25° - Angled - **CPS** Standard Gingival Profile

IP VITG Vite di Ricambio Gold - Gold Spare Screw
DM 1/2 Standard Hexagonal Driver

32Ncm 



Moncone Titanio Diritto VPT - Titanio Gr. 5

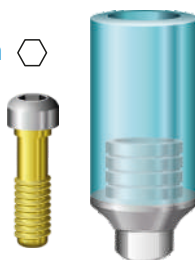
VPT Straight Titanium Abutment - Titanium Gr. 5

IP 4STV-W 0° - Straight - **CPS** Standard Gingival Profile

Vertical Preparation Technique

IP VIT Vite di Ricambio - Spare Screw
DM 1/2 Standard Hexagonal Driver

32Ncm 



Moncone UCLA Cobalto Cromo - CoCr

UCLA Abutment Cobalt Chrome - CoCr

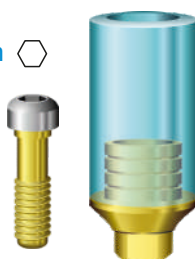
IP 4CCA Antirotation Hex - Standard Gingival Profile

IP 4CCA-W Antirotation Hex - **CPS** Standard Gingival Profile

IP 4CCR-W Rotating Hex - **CPS** Standard Gingival Profile

Intervallo di Fusione 1350°-1430°
Espansione Termica 13,3 - 13,6 µm/(m°C) (20°-200°)

32Ncm 



Moncone Ucla Oro - Base Oro/Platino/Iridio

Ucla Gold Abutment - Gold/Platinum/Iridium Base

IP 4GA Antirotation Hex - Standard Gingival Profile

IP VITG Vite di Ricambio Gold - Gold Spare Screw
DM 1/2 Standard Hexagonal Driver

universal prosthetics

Link per Incollaggio TiB - Titanio Gr. 5

Bonding Technique Link TiB - Titanium Gr. 5

- IP 4STB** Link in Titanio Antirotazione - Compatibile TiB
IP 4STB-W Link in Titanio Antirotazione **CPS** - Compatibile TiB

- IP VIT** Vite di Ricambio - Spare Screw
DM 1/2 Standard Hexagonal Driver



Link per Incollaggio Standard - Titanio Gr. 5

Bonding Technique Standard Link - Titanium Gr. 5

- IP 4SZB** Link in Titanio Antirotazione - Non compatibile TiB

- IP VIT** Vite di Ricambio - Spare Screw
DM 1/2 Standard Hexagonal Driver



Monconi Estetici - Zirconia + Link in Titanio Gr. 5

Titanium Abutment - Zirconium + Titanium Gr. 5 Link

- IP 4SZ** 0° - Straight - Standard Gingival Profile
IP 4AZ15 15° - Angled - Standard Gingival Profile


- IP VITG** Vite di Ricambio Gold - Gold Spare Screw
DM 1/2 Standard Hexagonal Driver



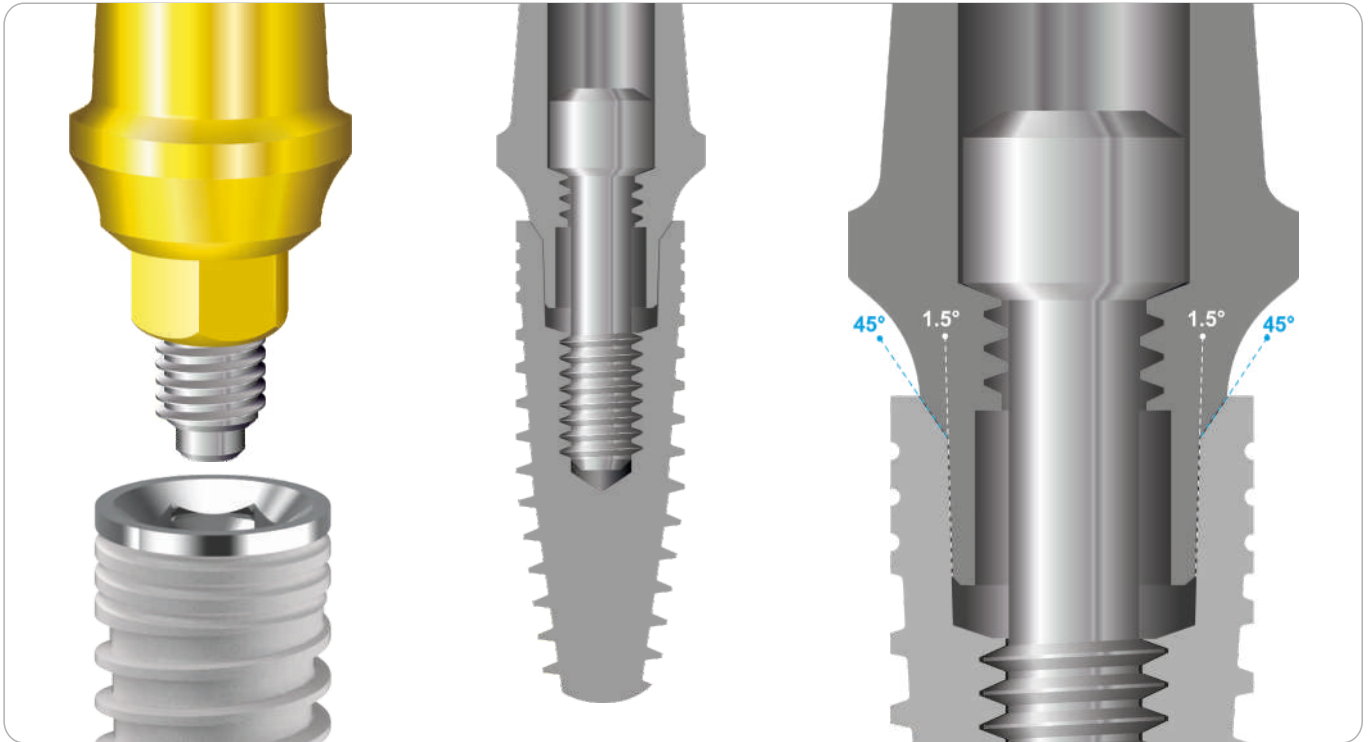
Transfer per impronta Pick Up - Titanio Gr. 5

Pick Up Impression Coping - Titanium Gr. 5

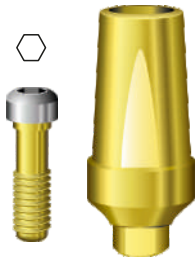
- IP X40-W** H 12mm - Internal Hexagon CPS
DM 1/2 Standard Hexagonal Driver



double connection friction fit 1.5°



32Ncm



Moncone Titanio Dritto - Titanio Gr. 5 - PVD TiN

Straight Titanium Abutment - Titanium Gr. 5 - PVD TiN

IP 4ST2-WF 0° - Straight H2mm - **CPS** Friction Fit

IP 4ST3-WF 0° - Straight H3.5mm - **CPS** Friction Fit

IP 5ST2-F 0° - Straight H2mm (Large) - **FTF** Friction Fit

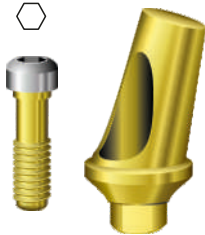
IP VITG

Vite di Ricambio Gold - Gold Spare Screw

DM 1/2

Standard Hexagonal Driver

32Ncm



Moncone in Titanio Angolato 15° - Titanio Gr. 5 - PVD TiN

15° Angled Titanium Abutment - Titanium Gr. 5 - PVD TiN

IP 4AT152-WF 15° Angled H2mm - **CPS** Friction Fit

IP 4AT153-WF 15° Angled H3mm - **CPS** Friction Fit

IP 5ST152-F 15° - Angled H2mm (Large) - **FTF** Friction Fit

IP VITG

Vite di Ricambio Gold - Gold Spare Screw

DM 1/2

Standard Hexagonal Driver

32Ncm



Moncone in Titanio Angolato 25° - Titanio Gr. 5 - PVD TiN

25° Angled Titanium Abutment - Titanium Gr. 5 - PVD TiN

IP 4AT252-WF 25° Angled H2mm - **CPS** Friction Fit

IP 4AT253-WF 25° Angled H3mm - **CPS** Friction Fit

IP 5ST252-F 25° - Angled H2mm (Large) - **FTF** Friction Fit

IP VITG

Vite di Ricambio Gold - Gold Spare Screw

DM 1/2


Standard Hexagonal Driver

double connection friction fit 1.5°

CHIUSURA A SPALLA CONICA 45°

L'appoggio protesico interno a 45°, già utilizzato nelle connessioni interne tipo Zimmer dagli anni 90, oltre ad avere un supporto bibliografico indiscutibile, garantisce la distribuzione delle forze vettoriali che minimizzano il momento flettente laterale.

Questa tipologia di appoggio conico, normalmente utilizzata nella meccanica di distribuzione, rispetto ad uno piano, incrementa la superficie di contatto e scarica le forze su una curva di vettori multi-direzionali.



CONNESSIONE ESAGONALE CONICA FRICTION FIT 1.5°

La conicità di 1.5° sulle pareti piane dell'esagono maschio/femmina determina una riduzione dell'interfaccia meccanica così intima da conferire un grippaggio diretto, conosciuto come «saldatura a freddo», tra abutment ed impianto.

Questo effetto si attiva completamente alla fine del serraggio protesico della vite passante, raggiungendo i 30 Ncm di forza torcente che garantisce il sigillo batterico riducendo a zero il gap di interfaccia.

Per la rimozione dell'abutment sarà necessario l'utilizzo di una vite di rimozione alternativa, da avvitare in sostituzione di quella originale, con la sola funzione di spingere dall'interno verticalmente il moncone e rimuoverlo dalla sua posizione grippata.



45° CONICAL SHOULDER CLOSURE

The 45° internal prosthetic support, already used in internal Zimmer type connections since the 90s, has an indisputable bibliography and moreover guarantees the distribution of vector forces that minimize the lateral bending moment.

This type of conical support, normally used in the distribution mechanics, increases the contact surface in relation to a plane surface and releases the forces on a curve of multi-directional vectors.

FRICTION FIT 1.5° CONICAL HEX CONNECTION

The 1.5° conicity on the flat surfaces of the male / female hexagon causes a so close reduction of the mechanical interface that confers a direct binding (known as "cold welding") between the abutment and the implant.

This effect is fully activated at the end of the prosthetic tightening of the passing screw, that reaches 30 Ncm of torque and guarantees a bacterial seal through the reduction of the interface gap to zero.

In order to remove the abutment it will be necessary to use an alternative removal screw, that needs to be screwed in the original one place: its unique function is to push the abutment from the inside vertically and to remove it from its bound position.

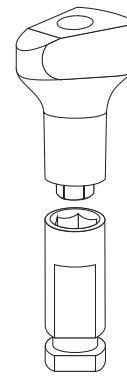
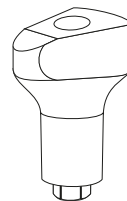
Transfer per Impronta Digitale - Titanio Gr. 5 + MS
Scan Abutment - Titanium Gr. 5 + Micro Sandblasting

25Ncm 



IP 4SA DS Antirotation Hex - **Narrow** Gingival Profile

DM 1/2 Standard Hexagonal Driver



Scansione

Matematiche

Matching delle Matematiche

Link Base per Incollaggio - Titanio Gr. 5

Bonding Technique Base Link - Titanium Gr. 5

32Ncm 



← H 3
 ← H 2
 ← H 1

IP 4TB DS Antirotation Hex - Adjustable in 3 heights

H1 = 4.0mm - H2 = 5.5mm - H3 = 7.0mm

IP VITG Vite di Ricambio Gold - Gold Spare Screw

DM 1/2 Standard Hexagonal Driver

Link Base per Incollaggio - Titanio Gr. 5

Bonding Technique Base Link - Titanium Gr. 5

32Ncm 



← H 3
 ← H 2
 ← H 1

IP 4TBR DS Rotating - Adjustable in 3 heights

H1 = 4.0mm - H2 = 5.5mm - H3 = 7.0mm

IP VITG Vite di Ricambio Gold - Gold Spare Screw

DM 1/2 Standard Hexagonal Driver

Analogo per Laboratorio - Titanio Gr. 5

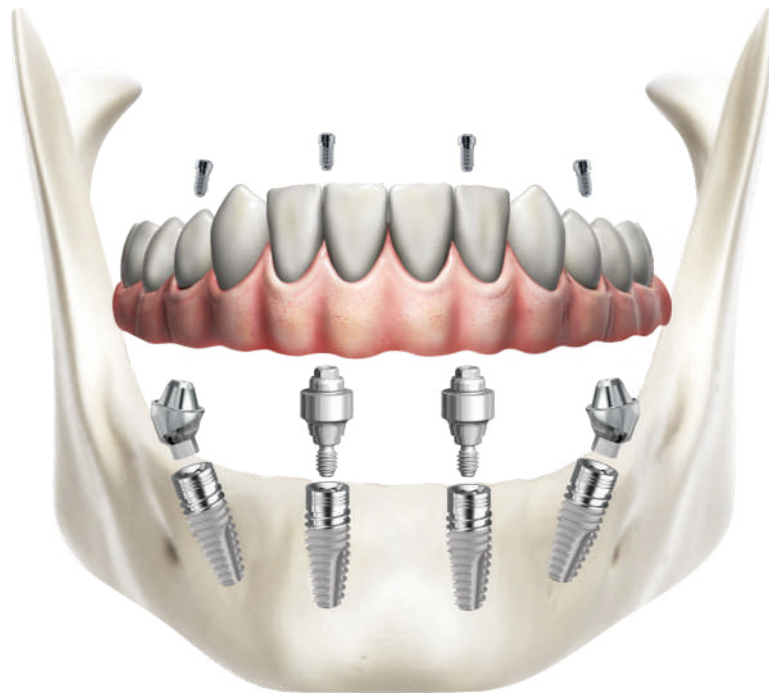
Laboratory Analog - Titanium Gr. 5



IP 4AL DS H 10 mm - Ø 4 Universal Shape

IP 5AL DS H 10 mm - Ø 5 Universal Shape

toronto universal prosthetics



Pilastro Toronto Diritto - Titanio Gr. 5

Toronto Straight Abutment - Titanium Gr. 5

- IP MS1-W** H 1 mm - **CPS** Standard Gingival Profile
- IP MS2-W** H 2 mm - **CPS** Standard Gingival Profile
- IP MS3-W** H 3 mm - **CPS** Standard Gingival Profile

DCDM Toronto Straight Abutment Driver



Pilastro Toronto Angolato 17° - Titanio Gr. 5

17° Toronto Angled Abutment - Titanium Gr. 5

- IP MA172-W** 17° - H 2 mm - **CPS** Standard Gingival Profile
- IP MA173-W** 17° - H 3 mm - **CPS** Standard Gingival Profile

IP VITMA Vite di Ricambio Toronto - Toronto Spare Screw

DMX 1/2 Toronto Abutment Torx Driver



Pilastro Toronto Angolato 30° - Titanio Gr. 5

30° Toronto Angled Abutment - Titanium Gr. 5

- IP MA303-W** 30° - H 3 mm - **CPS** Standard Gingival Profile
- IP MA304-W** 30° - H 4 mm - **CPS** Standard Gingival Profile
- IP MA305-W** 30° - H 5 mm - **CPS** Standard Gingival Profile

IP VITMA Vite di Ricambio Toronto - Toronto Spare Screw

DMX 1/2 Toronto Abutment Torx Driver



15Ncm



Pilastro Temporaneo Toronto - Titanio Gr. 5

Toronto Temporary Abutment - Titanium Gr. 5

EP MT

Rotating - Bonding Technique - Incollaggio Passivo

EP MV

Vite di Ricambio Toronto - Toronto Spare Screw

DMX 1/2

Toronto Abutment Torx Driver

15Ncm



Pilastro Temporaneo Toronto - Titanio Gr. 5

Toronto Temporary Abutment - Titanium Gr. 5

EP MT-S

Rotating - Welding Technique - Saldatura Intraorale

EP MV

Vite di Ricambio Toronto - Toronto Spare Screw

DMX 1/2

Toronto Abutment Torx Driver

10Ncm



Pilastro Calcinabile Toronto - Acrilico

Toronto Castable Abutment - Acrylic

EP MC

Rotating - Standard Gingival Profile

EP MV

Vite di Ricambio Toronto - Toronto Spare Screw

DMX 1/2

Toronto Abutment Torx Driver

15Ncm



Pilastro di Guarigione Toronto - PE

Toronto Healing Abutment - PE

EP MHA

H 4 mm - Standard Gingival Profile

EP MHA6

H 6 mm - Standard Gingival Profile

DMX 1/2

Toronto Abutment Torx Driver



15Ncm



Transfer Toronto - Titanio Gr. 5

Toronto Impression Coping - Titanium Gr. 5

EP MI

Rotating - Standard Gingival Profile

EP MVL

Vite di Ricambio Toronto L - Toronto L Spare Screw

DMX 1/2

Toronto Abutment Torx Driver

toronto universal prosthetics


Viti di Ricambio Toronto - Titanio Gr. 5

Toronto Spare Screws - Titanium Gr. 5

EP MV Prosthetic Spare Screw

EP MVL Impression Spare Screw

DMX 1/2 Toronto Abutment Torx Driver



Analogo Toronto - Titanio Gr. 5

Toronto Analog - Titanium Gr. 5

EP MAL H 10 mm - Universal Shape

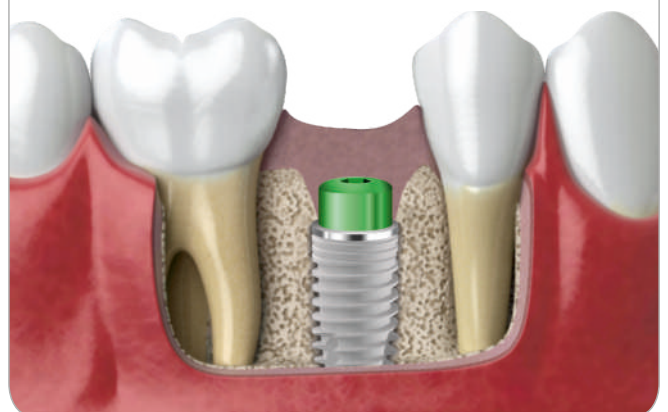


CPS Cover Screw - Potenza GBR e GTR

GTR - Incremento di gengiva aderente



GBR - Recupero facilitato della Cover Screw



Vite Chirurgica di Copertura CPS - Titanio Gr. 4

CPS Cover Screw - Titanium Gr. 4

IP 4CS1 CPS Cover Screw - 1.5mm

IP 4CS3 CPS Cover Screw - 3.0mm

IP 4CS5 CPS Cover Screw - 5.0mm

DM 1/2 Standard Hexagonal Driver



15Ncm



Transfer Toronto per Impronta Digitale - Titanio Gr. 5
Toronto Scan Abutment - Titanium Gr. 5

EP MSA DS Rotating Scan Abutment - Transfer Digitale Rotante

EP MV Vite di Ricambio Toronto - Toronto Spare Screw
DMX 1/2 Toronto Abutment Torx Driver

15Ncm



Link Base per Incollaggio - Titanio Gr. 5
 Bonding Technique Base Link - Titanium Gr. 5

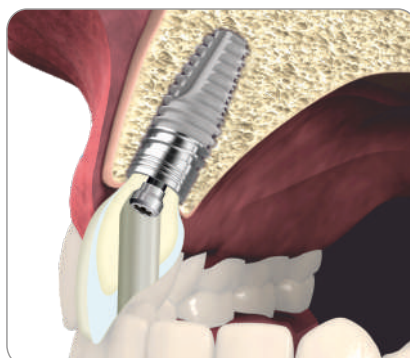
EP MT DS Rotating - Bonding Technique - Incollaggio Passivo

EP MV Vite di Ricambio Toronto - Toronto Spare Screw
DMX 1/2 Toronto Abutment Torx Driver



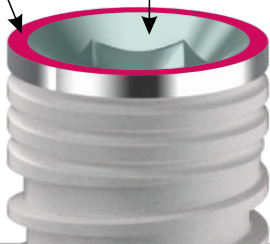
Analogo Toronto per Laboratorio - Titanio Gr. 5
Laboratory Toronto Analog - Titanium Gr. 5

EP MAL DS Universal Toronto Analog



CPS Conical Platform Switching

- 1 PIANA - flat to flat
- 2 CONICA 45°



CONNESSIONE CPS RESISTA

La connessione esagonale interna CPS prevede un doppia possibilità di protesizzazione che meglio si adatta alle differenti scuole di pensiero protesico.

- 1 La piattaforma esterna piana (flat to flat) è ideale per le soluzioni protesiche multi-impianto solidarizzate ed avvitate (tipo Toronto).
- 2 La piattaforma interna conica 45° (platform switching) è ideale per le soluzioni protesiche singole avvitate testa impianto o cementate su abutment singoli/multipli (ponti e corone).

STANDARD



CPS



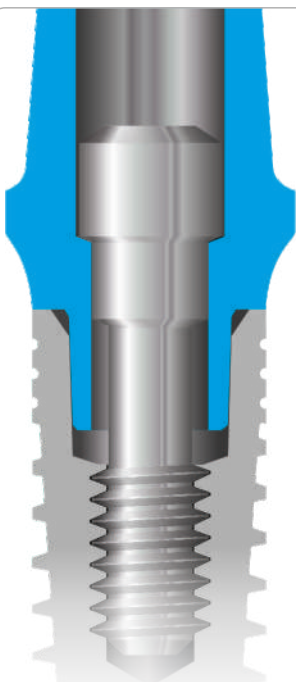
NARROW




CPS
COVER SCREW



VARIANTI DI CHIUSURA PROTESICA E PROFILO EMERGENTE




STANDARD - PIANA



CPS - CONICA



NARROW - PIANA



COVER CREW - CPS



INTERNAL HEXAGON WIDE CONNECTION

WIDE PROSTHETICS



wide prosthetics

20Ncm 



Pilastro di Guarigione - Titanio Gr. 5 - Anodizzato
Healing Abutment - Titanium Gr. 5 - Anodized

IP 5HA3 H 3 mm - Large Gingival Profile

IP 5HA5 H 5 mm - Large Gingival Profile


DM 1/2 Standard Hexagonal Driver



Analogo per Laboratorio - Titanio Gr. 5 - Anodizzato
Laboratory Analog - Titanium Gr. 5 - Anodized

IP 5AL H 12 mm - Universal Shape

10Ncm 



Moncone Calcinabile - Acrilico
Castable Abutment - Acrylic

IP 5CA Antirotação Hex - Large Gingival Profile

IP 5CR Rotating - Large Gingival Profile

IP VITG Vite di Ricambio Gold - Gold Spare Screw

DM 1/2 Standard Hexagonal Driver

32Ncm 




Moncone Titanio Diritto - Titanio Gr. 5 - PVD TiN
Straight Titanium Abutment - Titanium Gr. 5 - PVD TiN

IP 5ST3 0° - Straight - Large Gingival Profile

IP VITG Vite di Ricambio Gold - Gold Spare Screw

DM 1/2 Standard Hexagonal Driver

32Ncm 



Moncone Titanio Angolato - Titanio Gr. 5 - PVD TiN
Angled Titanium Abutment - Titanium Gr. 5 - PVD TiN

IP 5AT15 15° - Angled - Large Gingival Profile

IP 5AT25 25° - Angled - Large Gingival Profile

IP VITG Vite di Ricambio Gold - Gold Spare Screw

DM 1/2 Standard Hexagonal Driver

wide prosthetics



Pilastro Temporaneo da Incollaggio - Titanio Gr. 5

Temporary Glueing Abutment - Titanium Gr. 5

IP 4TA-W Antirotation Hex - **Waisted** Gingival Profile CPS

IP 4TR-W Rotating - **Waisted** Gingival Profile CPS

IP VITG Vite di Ricambio Gold - Gold Spare Screw

DM 1/2 Standard Hexagonal Driver



Pilastro Temporaneo da Saldatura - Titanio Gr. 5

Temporary Welding Abutment - Titanium Gr. 5

IP 4TR-S Rotating - **Waisted** Gingival Profile CPS

IP VITG Vite di Ricambio Gold - Gold Spare Screw

DM 1/2 Standard Hexagonal Driver




Moncone Ucla Oro - Base Oro/Platino/Iridio

Ucla Gold Abutment - Gold/Platinum/Iridium Base

IP 5GA Antirotation Hex - Large Gingival Profile

IP VITG Vite di Ricambio Gold - Gold Spare Screw

DM 1/2 Standard Hexagonal Driver



Moncone UCLA Cobalto Cromo - CoCr


UCLA Abutment Cobalt Chrome - CoCr

IP 4CCA Antirotation Hex - Standard Gingival Profile

IP 4CCA-W Antirotation Hex - **Waisted** Gingival Profile CPS

IP 4CCR Rotating Hex - Standard Gingival Profile

IP 4CCR-W Rotating Hex - **Waisted** Gingival Profile CPS




Moncone Provvisorio Estetico - PEEK Medica

Aesthetic Temporary Abutment - Medical PEEK

IP 5PA Antirotation Hex - Large Gingival Profile

IP VITG Vite di Ricambio Gold - Gold Spare Screw

DM 1/2 Standard Hexagonal Driver



wide prosthetics

32Ncm 



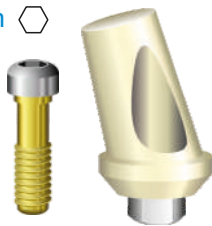
Moncone Estetico Diritto - Zirconia + Link in Titanio Gr. 5

Straight Titanium Abutment - Zirconium + Titanium Gr. 5 Link

IP 5SZ 0° - Straight - Large Gingival Profile

IP VITG Vite di Ricambio Gold - Gold Spare Screw
DM 1/2 Standard Hexagonal Driver

32Ncm 



Moncone Estetico Angolato - Zirconia + Link in Titanio Gr. 5

Angled Titanium Abutment - Zirconium + Titanium Gr. 5 Link

IP 5AZ15 15° - Angled - Large Gingival Profile

IP VITG Vite di Ricambio Gold - Gold Spare Screw
DM 1/2 Standard Hexagonal Driver

32Ncm 



Pilastro per Overdenture - Titanio Gr. 5 - PVD TiN

Overdenture Abutment - Titanium Gr. 5 - PVD TiN

IP 4BA1-W H 1 mm - **Waisted** Gingival Profile CPS - NORMO

IP 4BA2-W H 2 mm - **Waisted** Gingival Profile CPS - NORMO

IP 4BA3-W H 3 mm - **Waisted** Gingival Profile CPS - NORMO

IP 4BA4-W H 4 mm - **Waisted** Gingival Profile CPS - NORMO

IP 4BA6-W H 6 mm - **Waisted** Gingival Profile CPS - NORMO

DM Standard Hexagonal Driver

32Ncm 



Pilastro per Overdenture Equator - Titanio Gr. 5 - PVD TiN

Equator Overdenture Abutment - Titanium Gr. 5 - PVD TiN

IP 4EQ1 H 1 mm - Narrow Gingival Profile

IP 4EQ2 H 2 mm - Narrow Gingival Profile

IP 4EQ3 H 3 mm - Narrow Gingival Profile

IP 4EQ4 H 4 mm - Narrow Gingival Profile

IP 4EQ5 H 5 mm - Narrow Gingival Profile

DMEQ Squared Equator Driver



 25Ncm

Transfer per impronta Pick Up - Titanio Gr. 5

Pick Up Impression Coping - Titanium Gr. 5

IP X50 H 12mm - Internal Hexagon

DM 1/2 Standard Hexagonal Driver

Pilastro Toronto Diritto - Titanio Gr. 5

Toronto Straight Abutment - Titanium Gr. 5

IP MS1-W H 1 mm - Standard Gingival Profile

IP MS2-W H 2 mm - Standard Gingival Profile

IP MS3-W H 3 mm - Standard Gingival Profile

DCDM Toronto Straight Abutment Driver

 32Ncm



Pilastro Toronto Angolato 17° - Titanio Gr. 5

17° Toronto Angled Abutment - Titanium Gr. 5

IP MA172-W 17° - H 2 mm - Standard Gingival Profile

IP MA173-W 17° - H 3 mm - Standard Gingival Profile

IP VITMA Vite di Ricambio Toronto - Toronto Spare Screw

DMX 1/2 Toronto Abutment Torx Driver

 32Ncm



Pilastro Toronto Angolato 30° - Titanio Gr. 5

30° Toronto Angled Abutment - Titanium Gr. 5

IP MA303-W 30° - H 3 mm - Standard Gingival Profile

IP MA304-W 30° - H 4 mm - Standard Gingival Profile

IP MA305-W 30° - H 5 mm - Standard Gingival Profile

IP VITMA Vite di Ricambio Toronto - Toronto Spare Screw

DMX 1/2 Toronto Abutment Torx Driver

 32Ncm



Pilastro Temporaneo Toronto - Titanio Gr. 5

Toronto Temporary Abutment - Titanium Gr. 5

EP MT Rotating - Bonding Technique - Incollaggio Passivo

EP MT-S Rotating - Welding Technique - Saldatura Intraorale

EP MV Vite di Ricambio Toronto - Toronto Spare Screw

DMX 1/2 Toronto Abutment Torx Driver

15Ncm



Pilastri di Gyuarigione e Transfer Toronto

Toronto Healing Abutment and Impression Coping

EP MI Rotating - Standard Gingival Profile

EP MHA H 4 mm - Standard Gingival Profile

EP MHA6 H 6 mm - Standard Gingival Profile

DMX 1/2 Toronto Abutment Torx Driver


15Ncm

 15Ncm

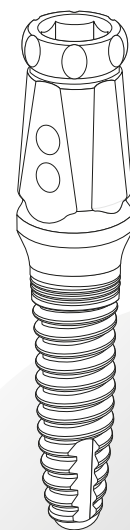


INTERNAL HEXAGON NARROW CONNECTION

NARROW
CYLINDRICAL
SHAPE



IC

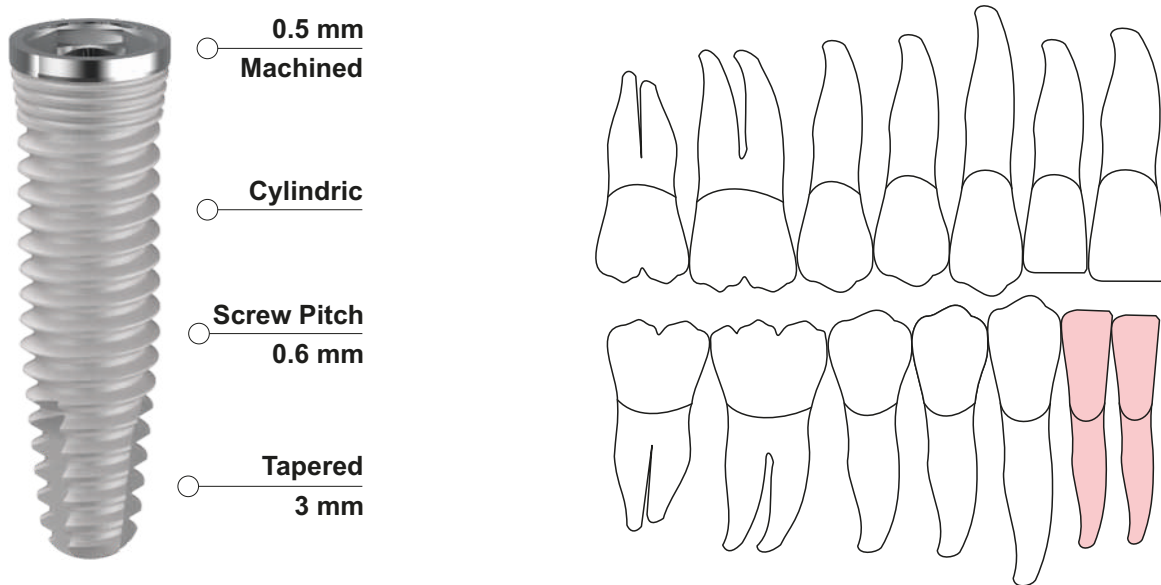


IMPIANTO
CON MOUNTER
WITH MOUNTER

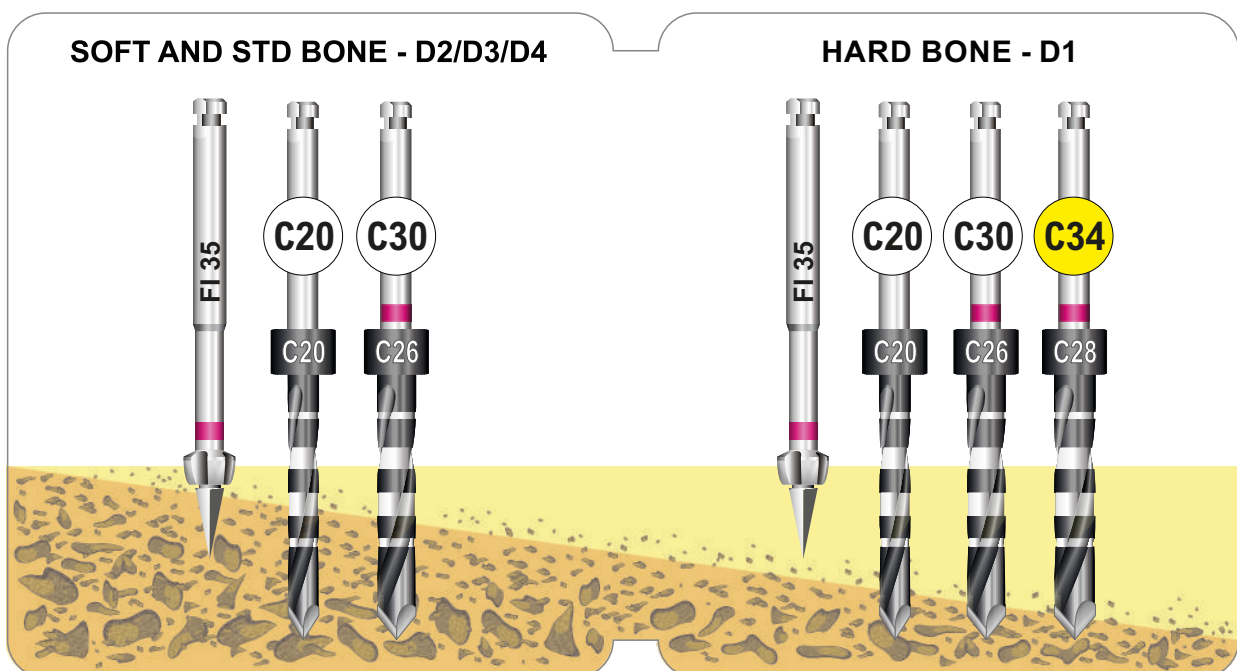
IC 30

CYLINDRIC
internal hexagon - full treatment

NARROW CYLINDRICAL SHAPE



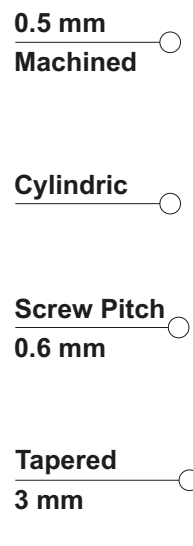
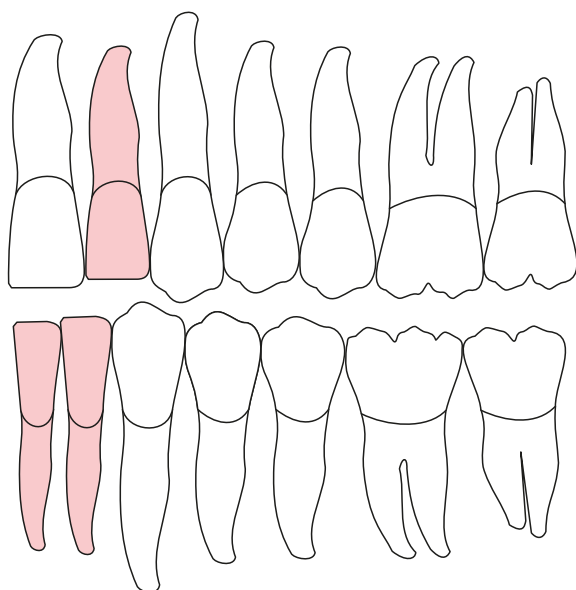
CODE	IMPLANT	LENGTH	PLATFORM	APEX
IC 3008	Ø 3.0	8.5 mm	Ø 3.5	Ø 2.2
IC 3010	Ø 3.0	10 mm	Ø 3.5	Ø 2.2
IC 3011	Ø 3.0	11.5 mm	Ø 3.5	Ø 2.2
IC 3013	Ø 3.0	13 mm	Ø 3.5	Ø 2.2
IC 3015	Ø 3.0	15 mm	Ø 3.5	Ø 2.2



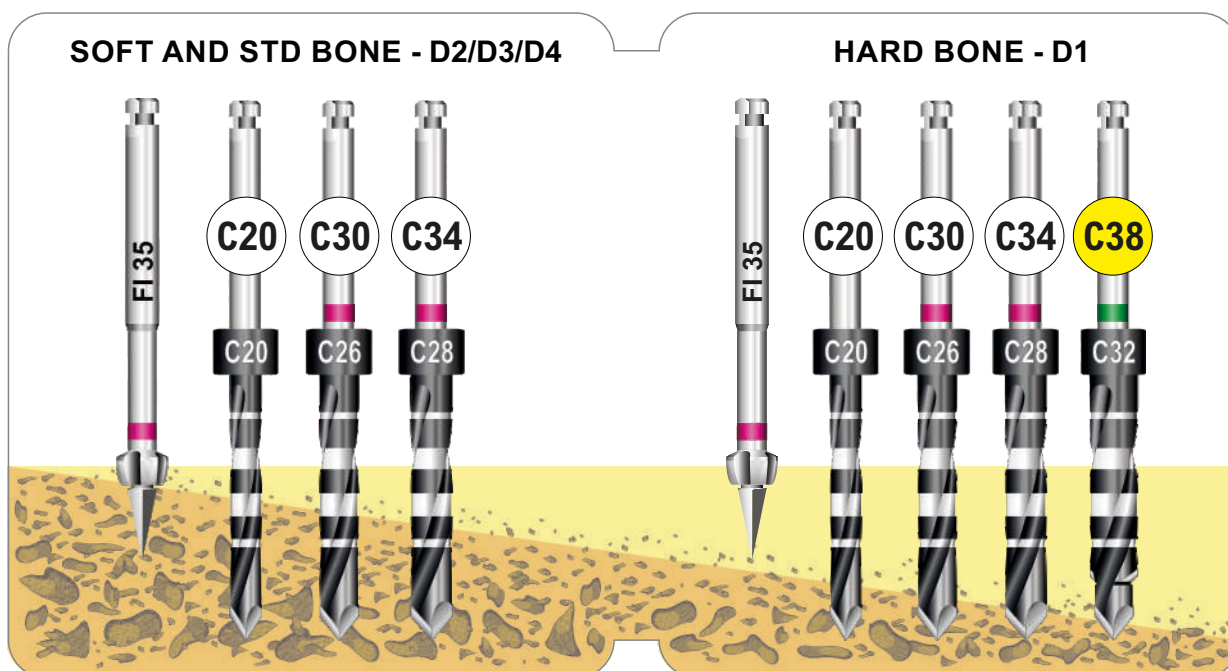
CYLINDRIC
internal hexagon - full treatment

IC 34

NARROW CYLINDRICAL SHAPE



CODE	IMPLANT	LENGTH	PLATFORM	APEX
IC 3408	Ø 3.4	8.5 mm	Ø 3.5	Ø 2.5
IC 3410	Ø 3.4	10 mm	Ø 3.5	Ø 2.5
IC 3411	Ø 3.4	11.5 mm	Ø 3.5	Ø 2.5
IC 3413	Ø 3.4	13 mm	Ø 3.5	Ø 2.5



INTERNAL HEXAGON NARROW CONNECTION

NARROW PROSTHETICS



narrow prosthetics

20Ncm 



Pilastro di Guarigione - Titanio Gr. 5 - Anodizzato
Healing Abutment - Titanium Gr. 5 - Anodized

IP 3HA3 H 3 mm - Small Gingival Profile
IP 3HA5 H 5 mm - Small Gingival Profile

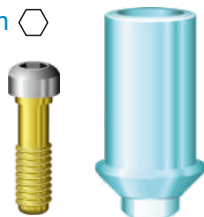
DM 1/2 Standard Hexagonal Driver



Analogo per Laboratorio - Titanio Gr. 5 - Anodizzato
Laboratory Analog - Titanium Gr. 5 - Anodized

IP 3AL H 12 mm - Universal Shape

10Ncm 




Moncone Calcinabile - Acrilico
Castable Abutment - Acrylic

IP 3CA Antirotation Hex - Small Gingival Profile
IP 3CR Rotating - Small Gingival Profile

IP VITG Vite di Ricambio Gold - Gold Spare Screw
DM 1/2 Standard Hexagonal Driver

32Ncm 




Moncone Titanio Diritto - Titanio Gr. 5 - PVD TiN
Straight Titanium Abutment - Titanium Gr. 5 - PVD TiN

IP 3ST2 0° - Straight - Small Gingival Profile

IP VITG Vite di Ricambio Gold - Gold Spare Screw
DM 1/2 Standard Hexagonal Driver

32Ncm 



Moncone Titanio Angolato - Titanio Gr. 5 - PVD TiN
Angled Titanium Abutment - Titanium Gr. 5 - PVD TiN

IP 3AT15 15° - Angled - Small Gingival Profile
IP 3AT25 25° - Angled - Small Gingival Profile

IP VITG Vite di Ricambio Gold - Gold Spare Screw
DM 1/2 Standard Hexagonal Driver

narrow prosthetics

Moncone Provvisorio Estetico - PEEK Mediale

Aesthetic Temporary Abutment - Medical PEEK

IP 3PA Antirotation Hex - Small Gingival Profile

IP VITG Vite di Ricambio Gold - Gold Spare Screw
DM 1/2 Standard Hexagonal Driver



Pilastro Temporaneo - Titanio Gr. 5

Temporary Abutment - Titanium Gr. 5

IP 3TA Antirotation Hex - Small Gingival Profile

IP 3TR Rotating - Small Gingival Profile

IP VITG Vite di Ricambio Gold - Gold Spare Screw
DM 1/2 Standard Hexagonal Driver



Pilastro per Overdenture - Titanio Gr. 5 - PVD TiN

Ball Abutment - Titanium Gr. 5 - PVD TiN

IP 3BA1 H 1 mm - Small Gingival Profile - NORMO

IP 3BA2 H 2 mm - Small Gingival Profile - NORMO

IP 3BA4 H 4 mm - Small Gingival Profile - NORMO

DM 1/2 Standard Hexagonal Driver



Pilastro per Overdenture - Titanio Gr. 5 - PVD TiN

Ball Abutment - Titanium Gr. 5 - PVD TiN

IP 3EQ1 H 1 mm - Small Gingival Profile

IP 3EQ2 H 2 mm - Small Gingival Profile

IP 3EQ3 H 3 mm - Small Gingival Profile

IP 3EQ4 H 4 mm - Small Gingival Profile

IP 3EQ5 H 5 mm - Small Gingival Profile

IP 3EQ6 H 6 mm - Small Gingival Profile



Transfer per impronta Pick Up - Titanio Gr. 5

Pick Up Impression Coping - Titanium Gr. 5

IP X35 H 12mm - Internal Hexagon

DM 1/2 Standard Hexagonal Driver



toronto narrow prosthetics

32Ncm 



Pilastro Toronto 4 Diritto - Titanio Gr. 5

Toronto 4 Straight Abutment - Titanium Gr. 5

IP 3MS2 H 2 mm - Small Gingival Profile

IP 3MS3 H 3 mm - Small Gingival Profile

DCDM Toronto Straight Abutment Driver

32Ncm 



Pilastro Toronto 4 Angolato - Titanio Gr. 5

Toronto 4 Angled Abutment - Titanium Gr. 5

IP 3MA173 17° - H 3 mm - Small Gingival Profile

IP 3MA304 30° - H 4 mm - Small Gingival Profile

IP VITMA Vite di Ricambio Toronto - Toronto Spare Screw

DMX 1/2 Toronto Abutment Torx Driver

15Ncm 



Pilastro Temporaneo Toronto - Titanio Gr. 5

Toronto Temporary Abutment - Titanium Gr. 5

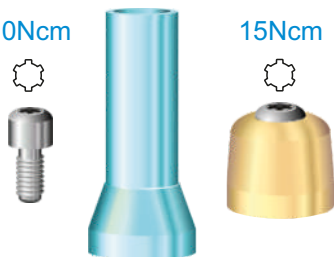
EP MT Rotating - Bonding Technique - Incollaggio Passivo

EP MT-S Rotating - Welding Technique - Saldatura Intraorale

EP MV Vite di Ricambio Toronto - Toronto Spare Screw

DMX 1/2 Toronto Abutment Torx Driver

10Ncm 



15Ncm 

Pilastri Accessori Toronto - Acrilico

Toronto Accessory Abutments - Acrylic

EP MC Rotating Castable Abutment - Moncone Calcinabile

EP MHA Healing Abutment - Cappetta di Guarigione

DMX 1/2 Toronto Abutment Torx Driver

15Ncm 



Componenti Toronto - Per Impronta e Modello in Gesso

Toronto Components - For Impression and Gypsum Model

EP MI Toronto Impression Abutment - Transfer Impronta

EP MAL Toronto Analog - Analogo da Laboratorio

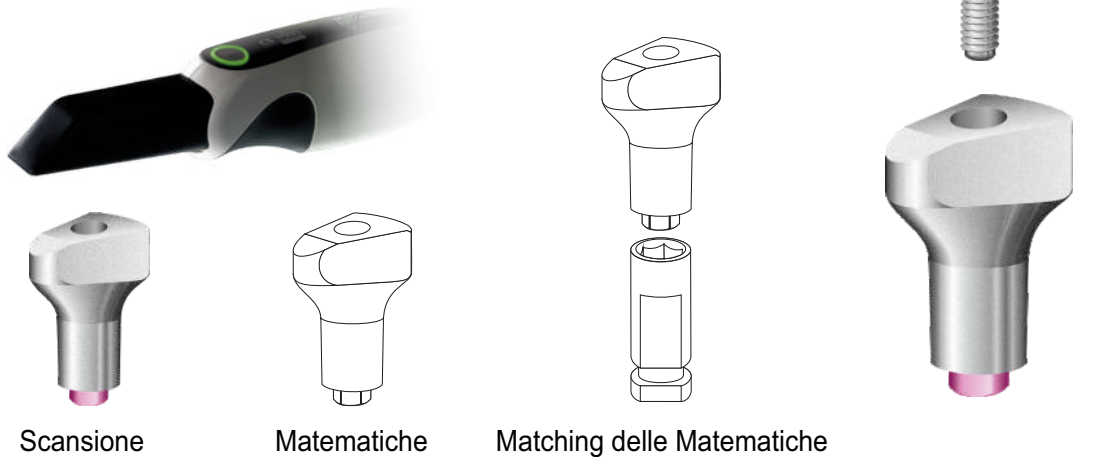
DMX 1/2 Toronto Abutment Torx Driver

Transfer per Impronta Digitale - Titanio Gr. 5 + Acidificazione

Scan Abutment - Titanium Gr. 5 + Acid Etching

IP 3SA DS Antirotation Hex - **Narrow** Gingival Profile

DM 1/2 Standard Hexagonal Driver



Scansione

Matematiche

Matching delle Matematiche

Link Base per Incollaggio - Titanio Gr. 5

Bonding Technique Base Link - Titanium Gr. 5

IP 3TB DS Antirotation Hex - Adjustable in 3 heights

H1 = 4.0mm - H2 = 5.5mm - H3 = 7.0mm

IP VITG Vite di Ricambio Gold - Gold Spare Screw

DM 1/2 Standard Hexagonal Driver



Link Base per Incollaggio - Titanio Gr. 5

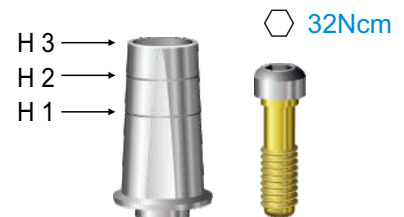
Bonding Technique Base Link - Titanium Gr. 5

IP 3TBR DS Rotating - Adjustable in 3 heights

H1 = 4.0mm - H2 = 5.5mm - H3 = 7.0mm

IP VITG Vite di Ricambio Gold - Gold Spare Screw

DM 1/2 Standard Hexagonal Driver

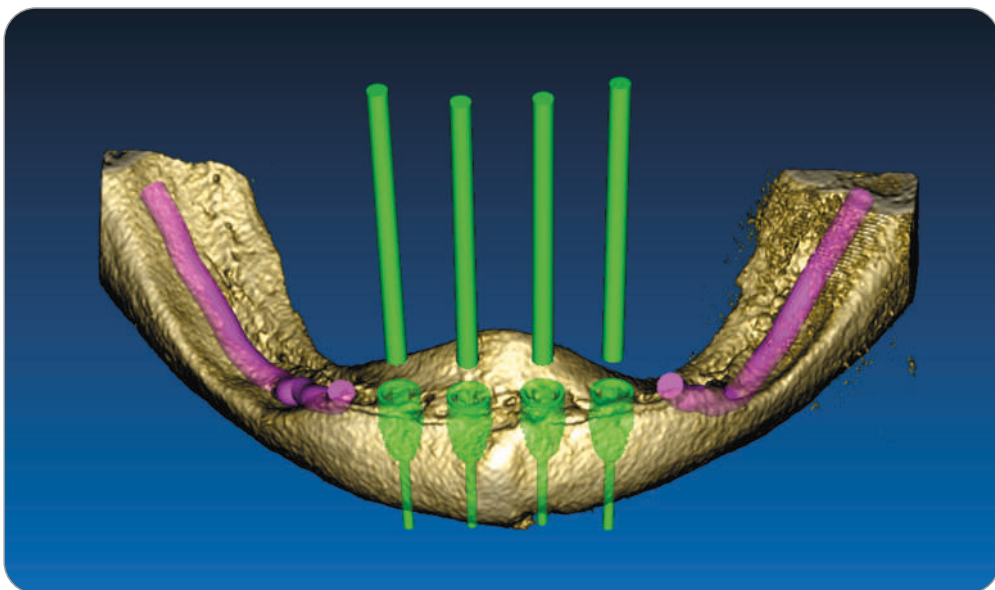
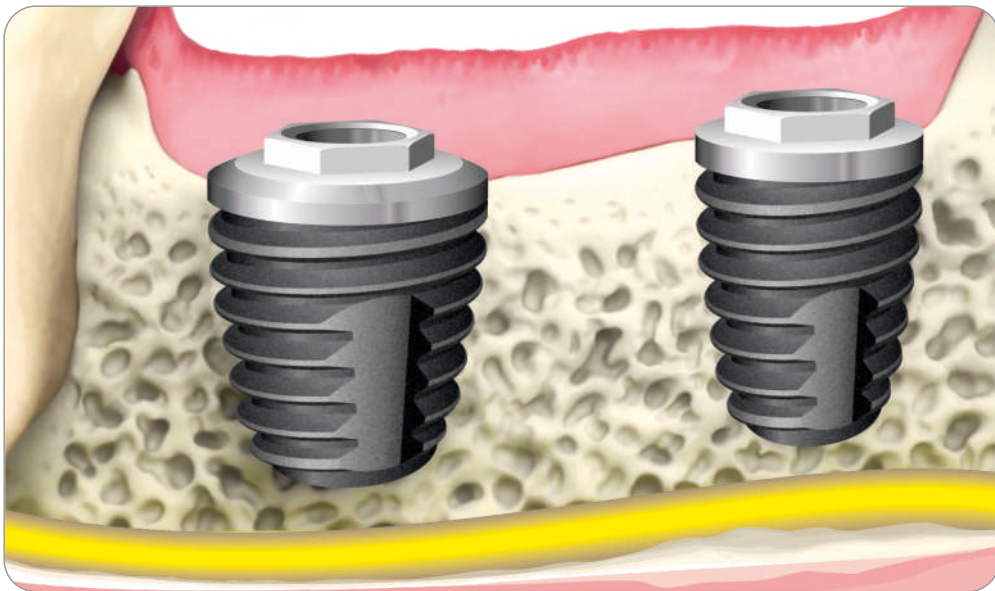
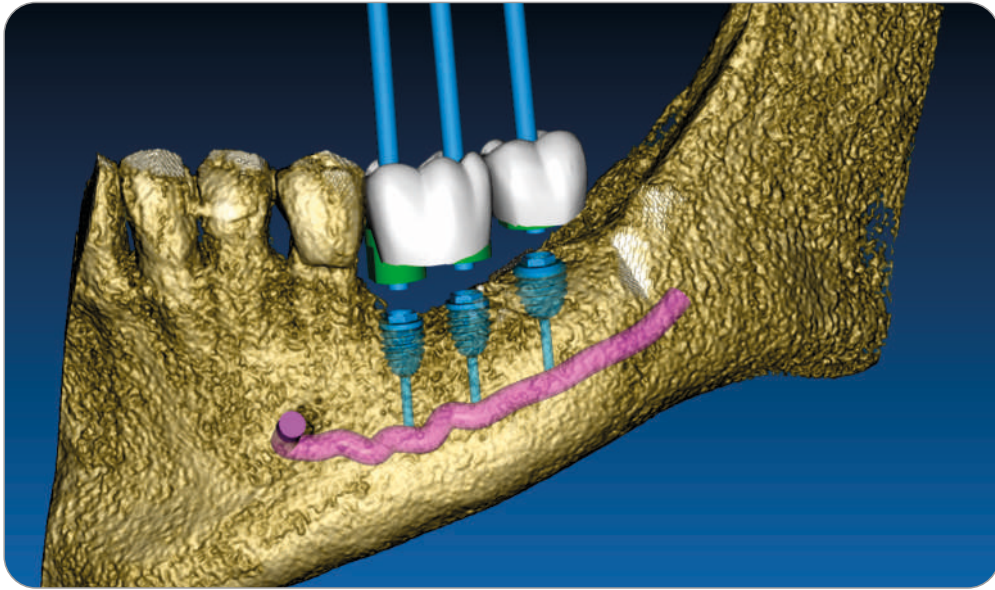


Analogo per Laboratorio - Titanio Gr. 5

Laboratory Analog - Titanium Gr. 5

IP 3AL DS H 10 mm - Ø 4 Universal Shape






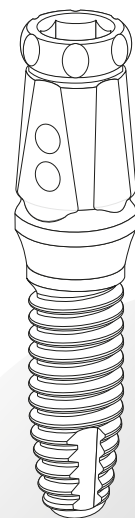
EXTERNAL HEXAGON

4.1 REGULAR CONNECTION

CYLINDRICAL SHAPE



EC

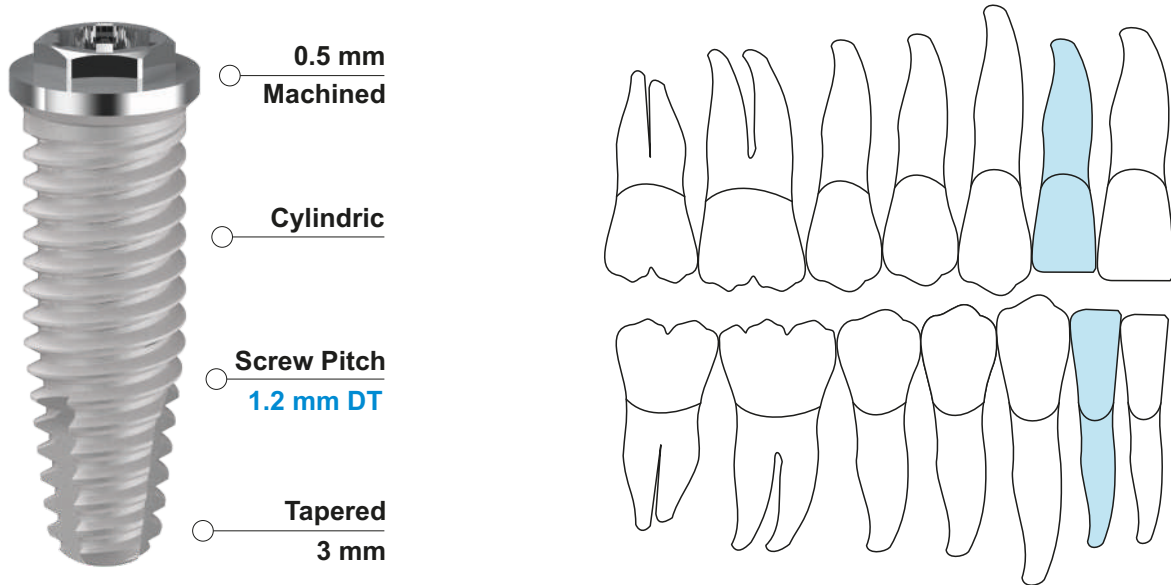


IMPIANTO
CON MOUNTER
WITH MOUNTER

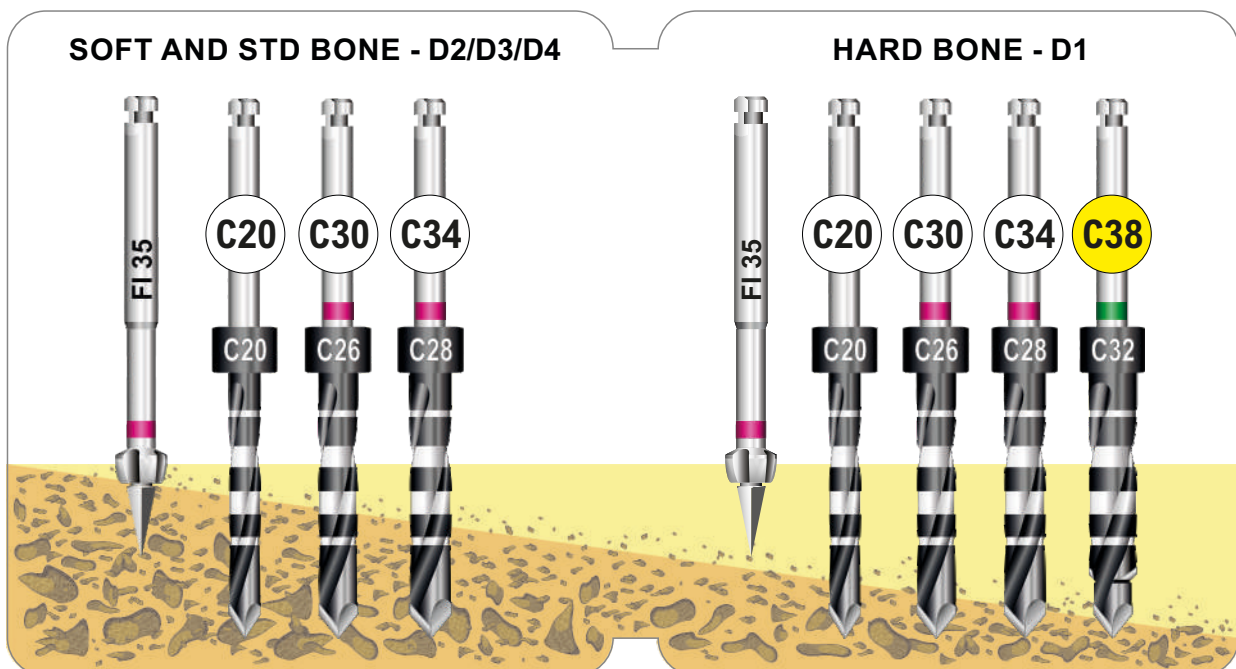
EC 34

CYLINDRIC
external hexagon - full treatment

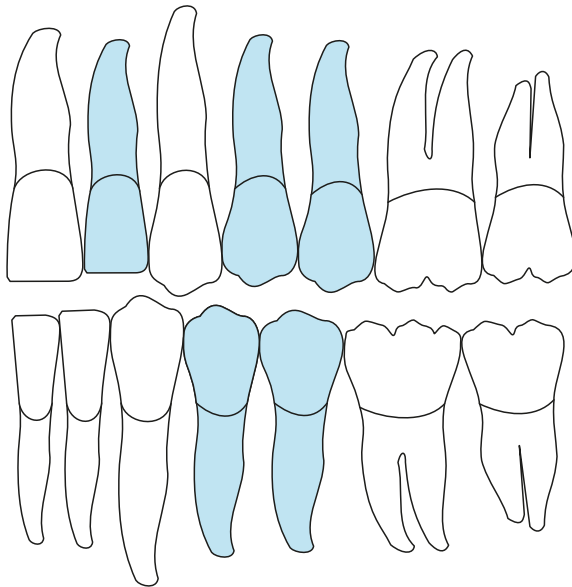
NARROW CYLINDRICAL SHAPE



CODE	IMPLANT	LENGTH	PLATFORM	APEX
EC 3408	Ø 3.4	8.5 mm	Ø 4.1	Ø 2.5
EC 3410	Ø 3.4	10 mm	Ø 4.1	Ø 2.5
EC 3411	Ø 3.4	11.5 mm	Ø 4.1	Ø 2.5
EC 3413	Ø 3.4	13 mm	Ø 4.1	Ø 2.5



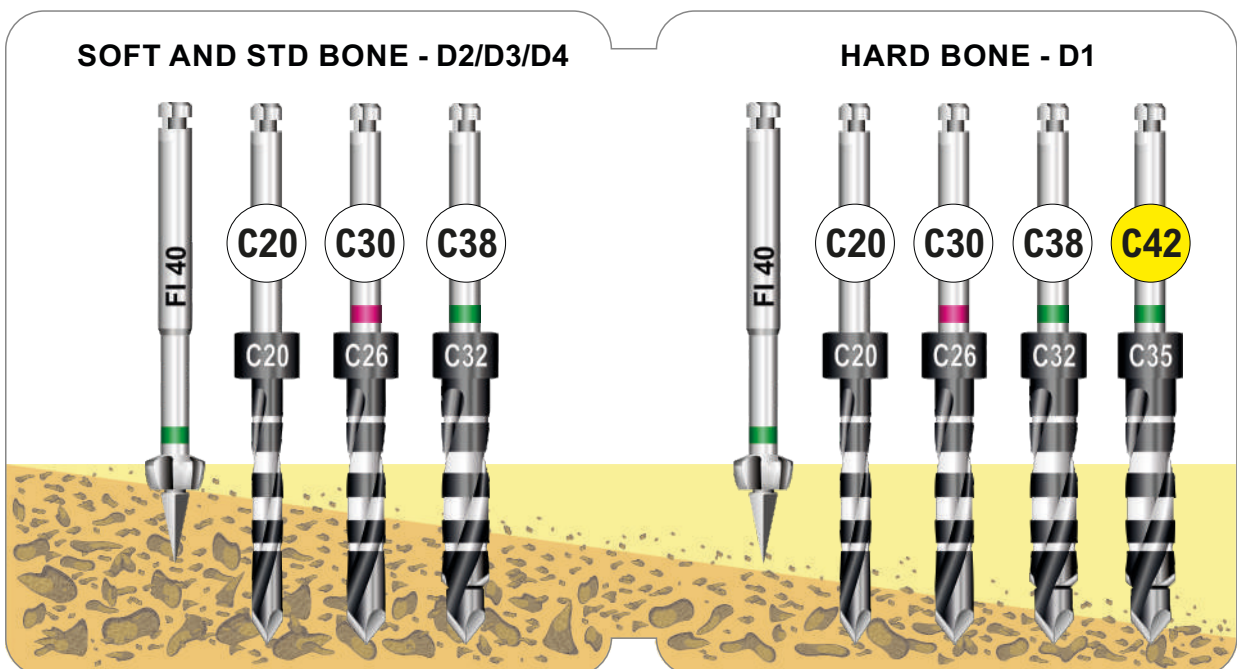
REGULAR CYLINDRICAL SHAPE



- 0.5 mm Machined
- Cylindric
- Screw Pitch 1.2 mm DT
- Tapered 3 mm



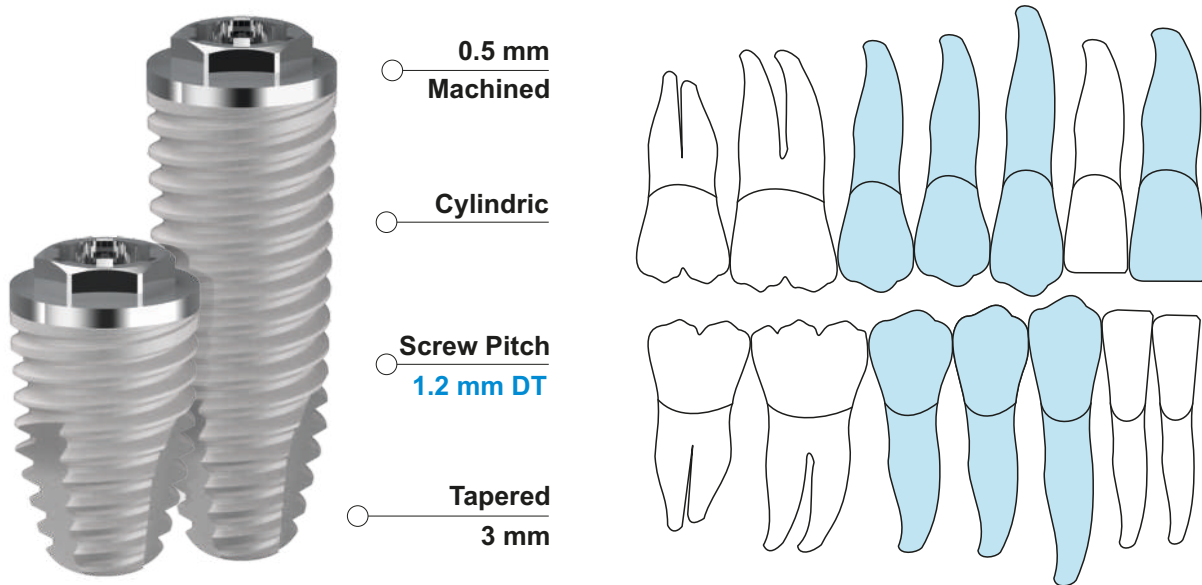
CODE	IMPLANT	LENGTH	PLATFORM	APEX
EC 3808	Ø 3.8	8.5 mm	Ø 4.1	Ø 2.7
EC 3810	Ø 3.8	10 mm	Ø 4.1	Ø 2.7
EC 3811	Ø 3.8	11.5 mm	Ø 4.1	Ø 2.7
EC 3813	Ø 3.8	13 mm	Ø 4.1	Ø 2.7
EC 3815	Ø 3.8	15 mm	Ø 4.1	Ø 2.7



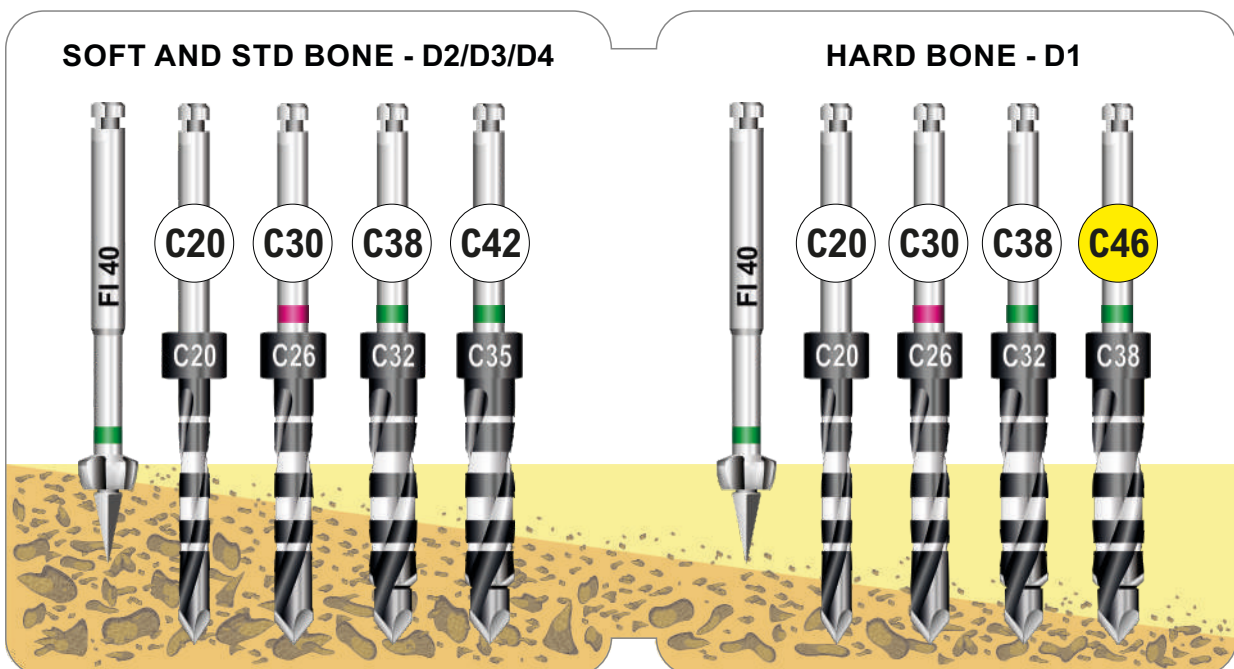
EC 42

CYLINDRIC
external hexagon - full treatment

REGULAR CYLINDRICAL SHAPE



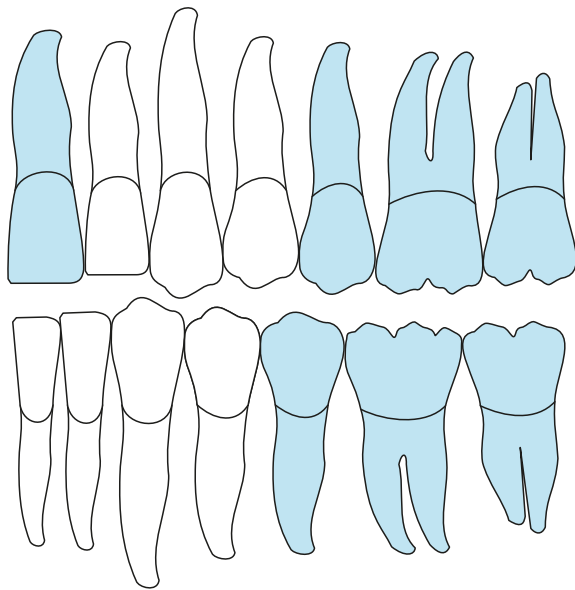
CODE	IMPLANT	LENGTH	PLATFORM	APEX
EC 4206	Ø 4.2	6,0 mm	Ø 4.1	Ø 3.1
EC 4208	Ø 4.2	8.5 mm	Ø 4.1	Ø 3.1
EC 4210	Ø 4.2	10 mm	Ø 4.1	Ø 3.1
EC 4211	Ø 4.2	11.5 mm	Ø 4.1	Ø 3.1
EC 4213	Ø 4.2	13 mm	Ø 4.1	Ø 3.1



CYLINDRIC
external hexagon - full treatment

EC 50

WIDE CYLINDRICAL SHAPE



0.7 mm
Machined

Cylindric

Screw Pitch
1.6 mm DT

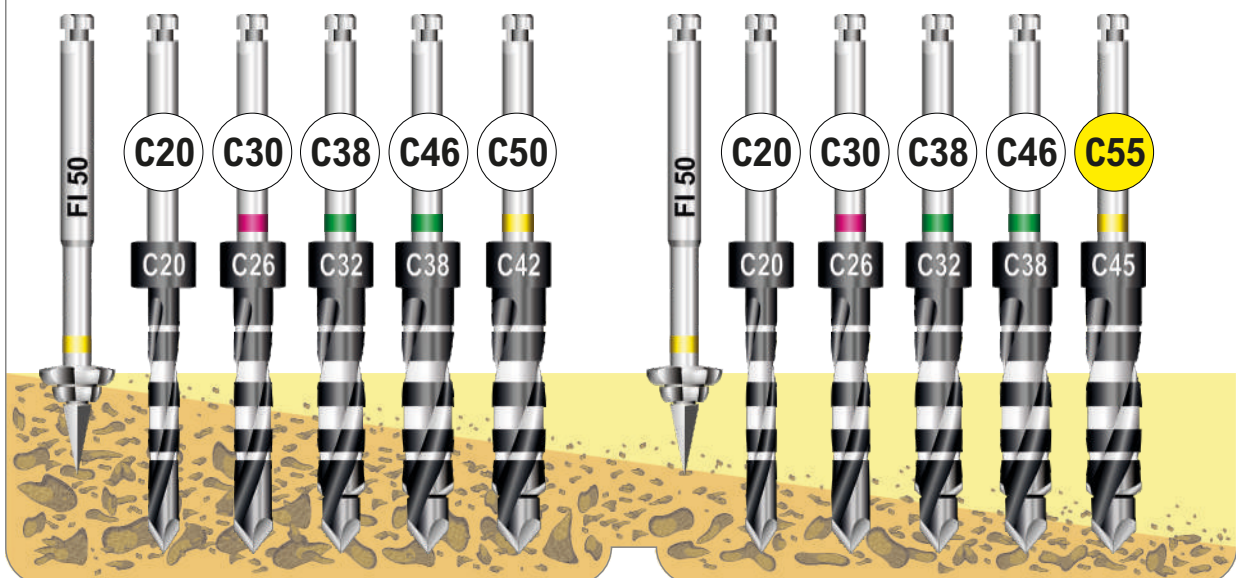
Tapered
3 mm



CODE	IMPLANT	LENGTH	PLATFORM	APEX
EC 5006	Ø 5.0	6.0 mm	Switch Ø 4.1	Ø 3.9
EC 5008	Ø 5.0	8.5 mm	Switch Ø 4.1	Ø 3.9
EC 5010	Ø 5.0	10 mm	Switch Ø 4.1	Ø 3.9
EC 5011	Ø 5.0	11.5 mm	Switch Ø 4.1	Ø 3.9
EC 5013	Ø 5.0	13 mm	Switch Ø 4.1	Ø 3.9

SOFT AND STD BONE - D2/D3/D4

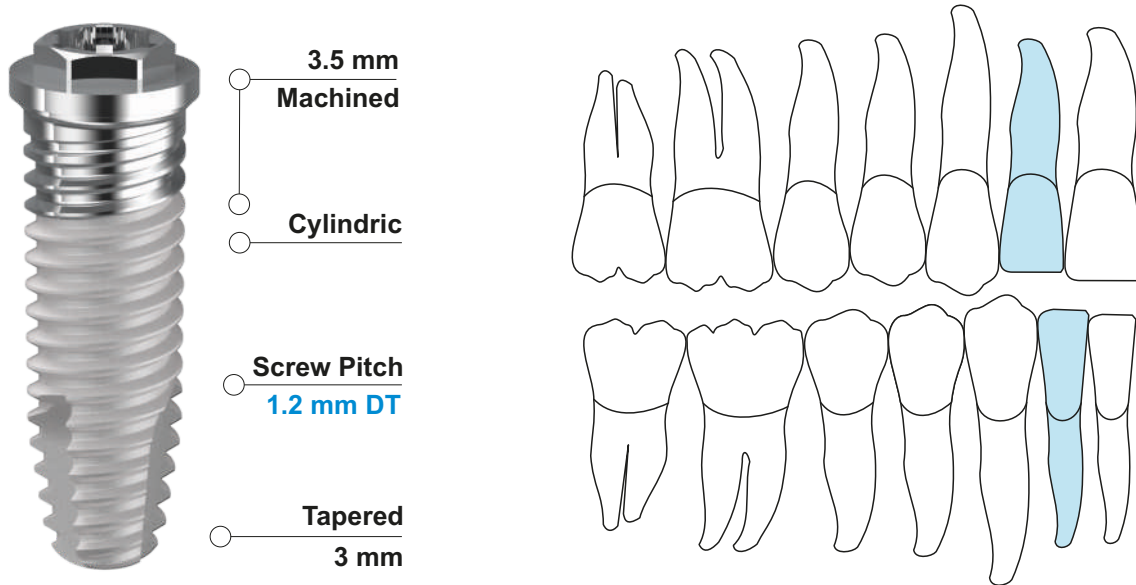
HARD BONE - D1



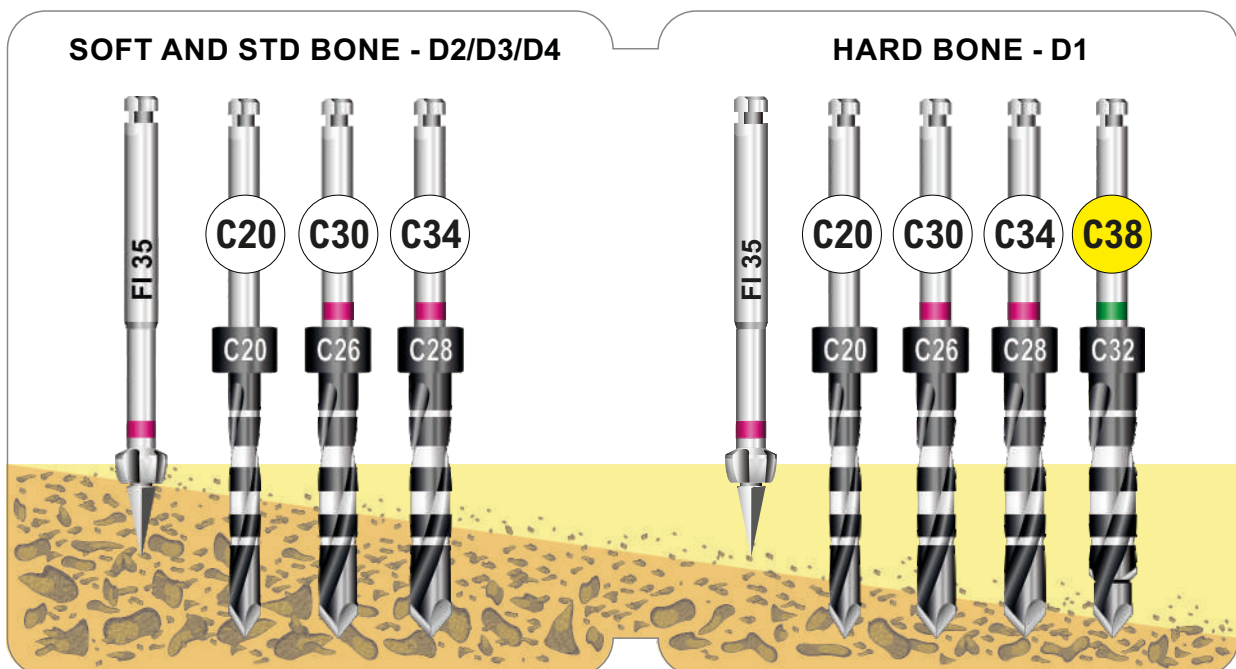
EC 34 HT

CYLINDRIC HT
external hexagon - half treatment

NARROW CYLINDRICAL SHAPE



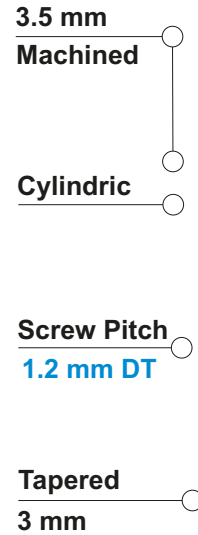
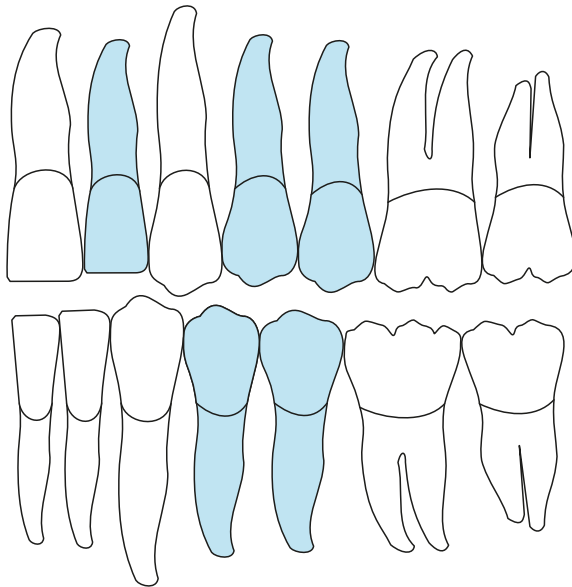
CODE	IMPLANT	LENGTH	PLATFORM	APEX
EC 3408 HT	Ø 3.4	8.5 mm	Ø 4.1	Ø 2.5
EC 3410 HT	Ø 3.4	10 mm	Ø 4.1	Ø 2.5
EC 3411 HT	Ø 3.4	11.5 mm	Ø 4.1	Ø 2.5
EC 3413 HT	Ø 3.4	13 mm	Ø 4.1	Ø 2.5



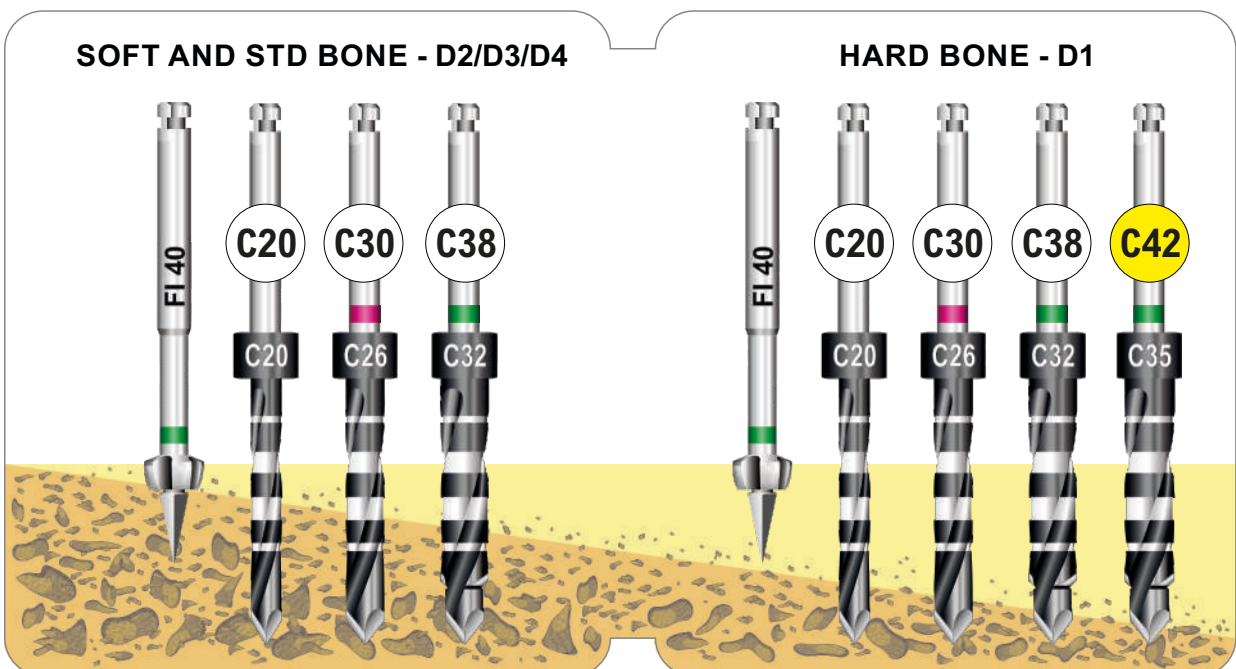
CYLINDRIC HT
external hexagon - half treatment

EC 38 HT

REGULAR CYLINDRICAL SHAPE



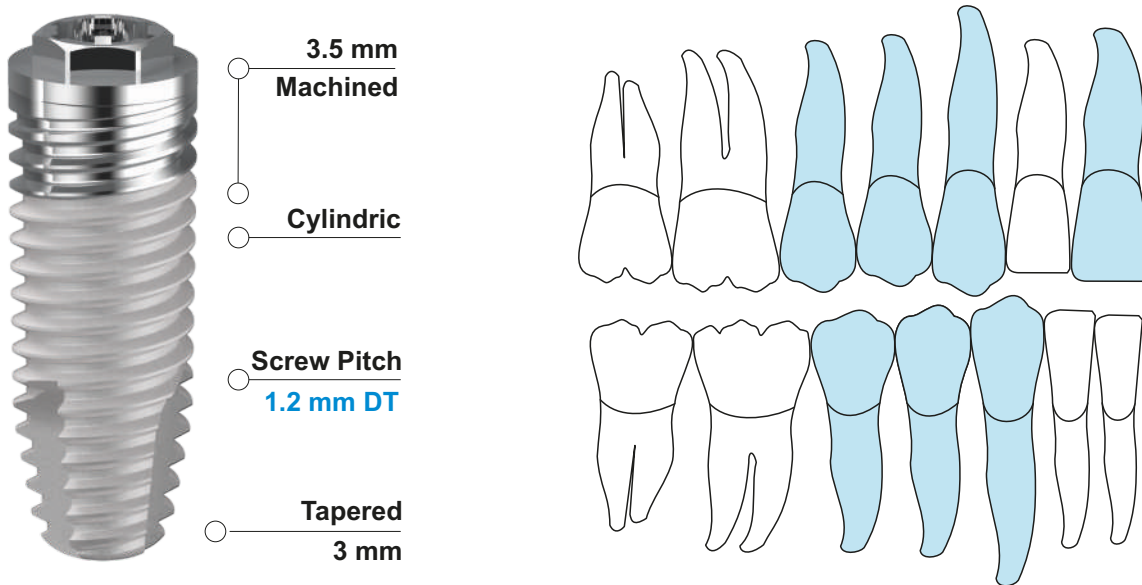
CODE	IMPLANT	LENGTH	PLATFORM	APEX
EC 3808 HT	Ø 3.8	8.5 mm	Ø 4.1	Ø 2.7
EC 3810 HT	Ø 3.8	10 mm	Ø 4.1	Ø 2.7
EC 3811 HT	Ø 3.8	11.5 mm	Ø 4.1	Ø 2.7
EC 3813 HT	Ø 3.8	13 mm	Ø 4.1	Ø 2.7
EC 3815 HT	Ø 3.8	15 mm	Ø 4.1	Ø 2.7



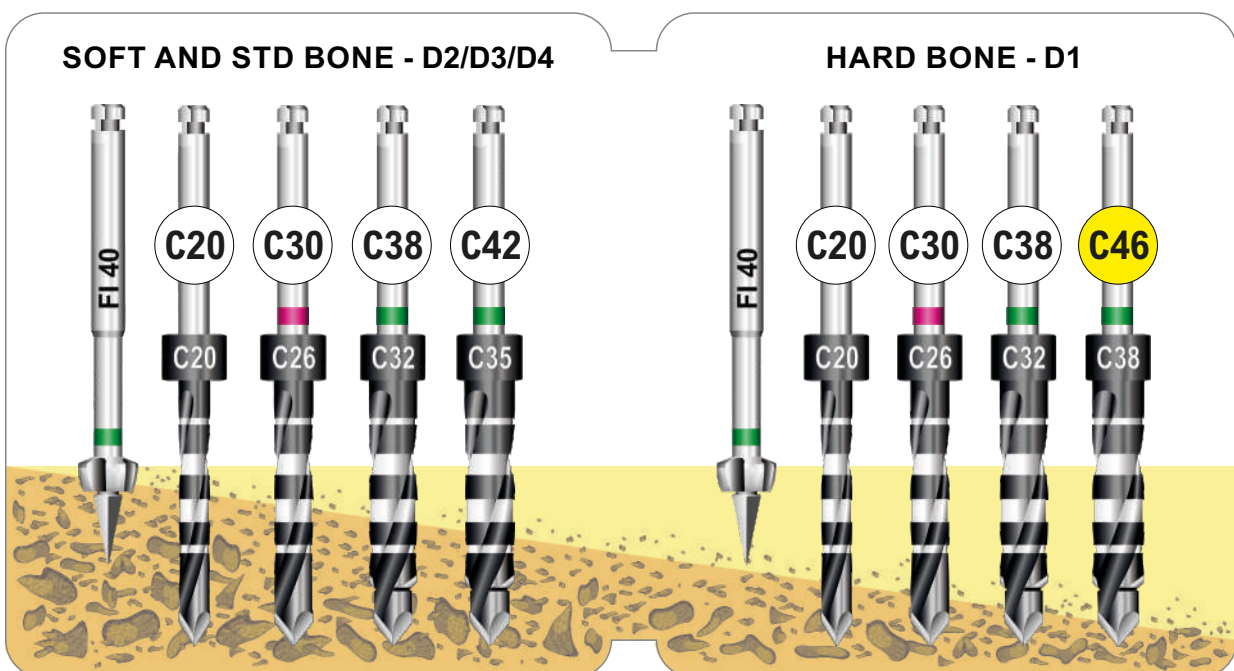
EC 42 HT

CYLINDRIC HT
external hexagon - half treatment

REGULAR CYLINDRICAL SHAPE



CODE	IMPLANT	LENGTH	PLATFORM	APEX
EC 4208 HT	Ø 4.2	8.5 mm	Ø 4.1	Ø 3.1
EC 4210 HT	Ø 4.2	10 mm	Ø 4.1	Ø 3.1
EC 4211 HT	Ø 4.2	11.5 mm	Ø 4.1	Ø 3.1
EC 4213 HT	Ø 4.2	13 mm	Ø 4.1	Ø 3.1

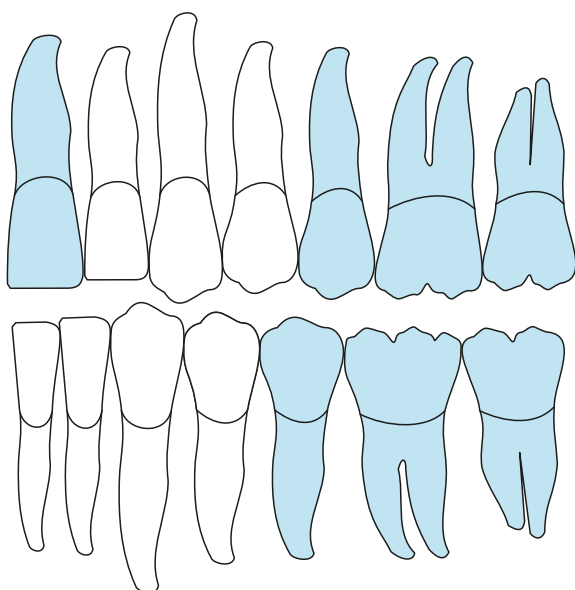


CYLINDRIC HT

external hexagon - half treatment

EC 50 HT

WIDE CYLINDRICAL SHAPE



3.5 mm
Machined

Cylindric

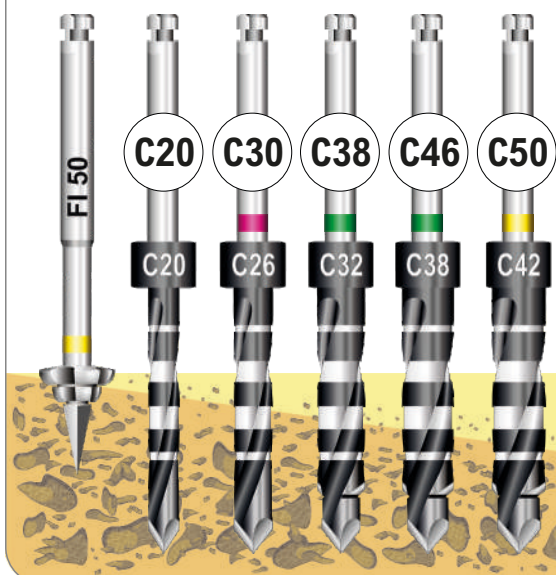
Screw Pitch
1.4 mm DT

Tapered
3 mm



CODE	IMPLANT	LENGTH	PLATFORM	APEX
EC 5008 HT	Ø 5.0	8.5 mm	Switch Ø 4.1	Ø 3.9
EC 5010 HT	Ø 5.0	10 mm	Switch Ø 4.1	Ø 3.9
EC 5011 HT	Ø 5.0	11.5 mm	Switch Ø 4.1	Ø 3.9
EC 5013 HT	Ø 5.0	13 mm	Switch Ø 4.1	Ø 3.9

SOFT AND STD BONE - D2/D3/D4



HARD BONE - D1






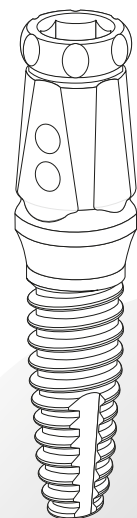
EXTERNAL HEXAGON

4.1 REGULAR CONNECTION

TAPERED
SHAPE

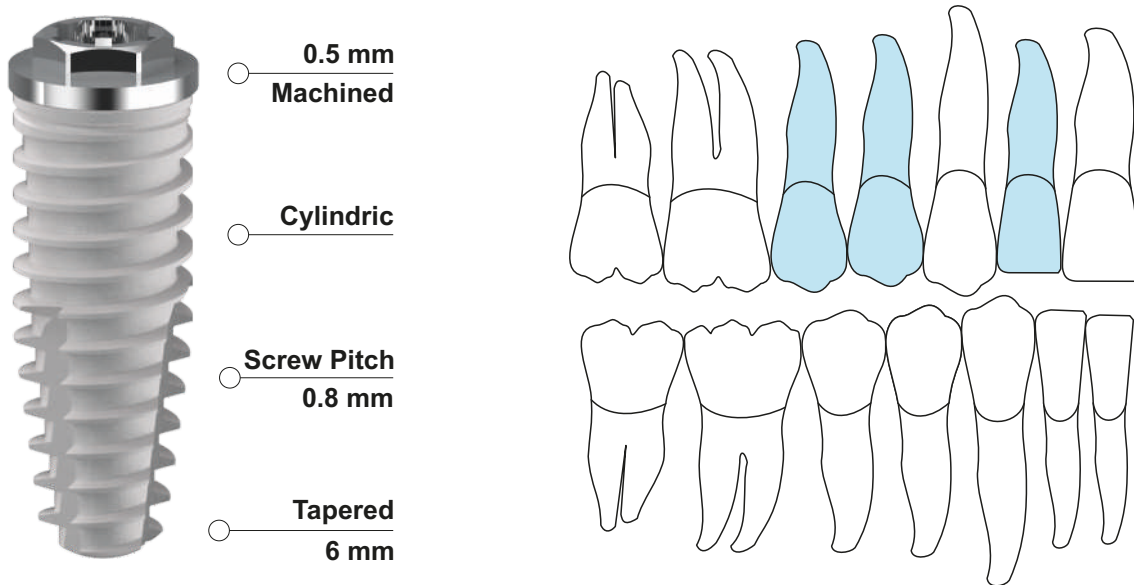


EK

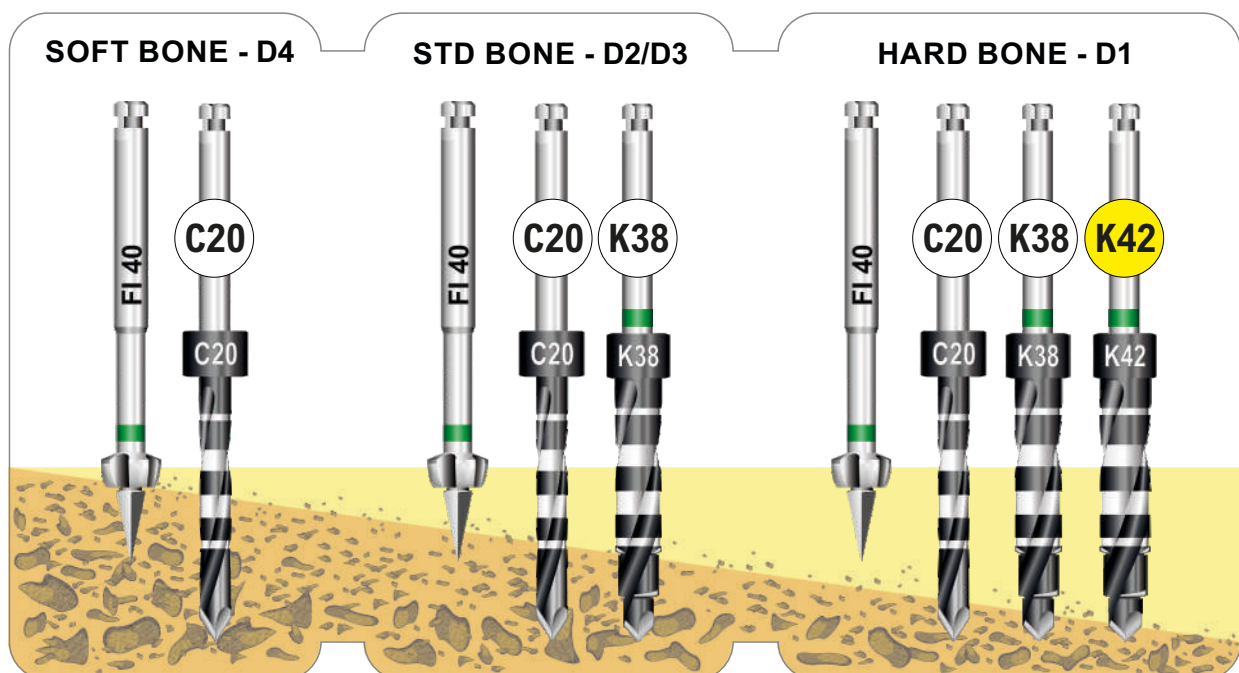


IMPIANTO
CON MOUNTER
WITH MOUNTER

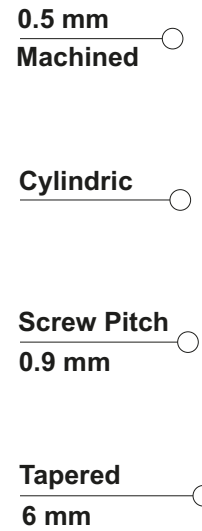
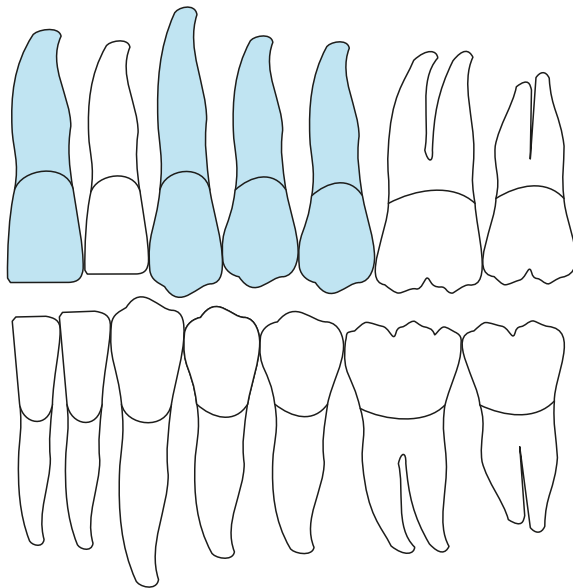
REGULAR TAPERED SHAPE



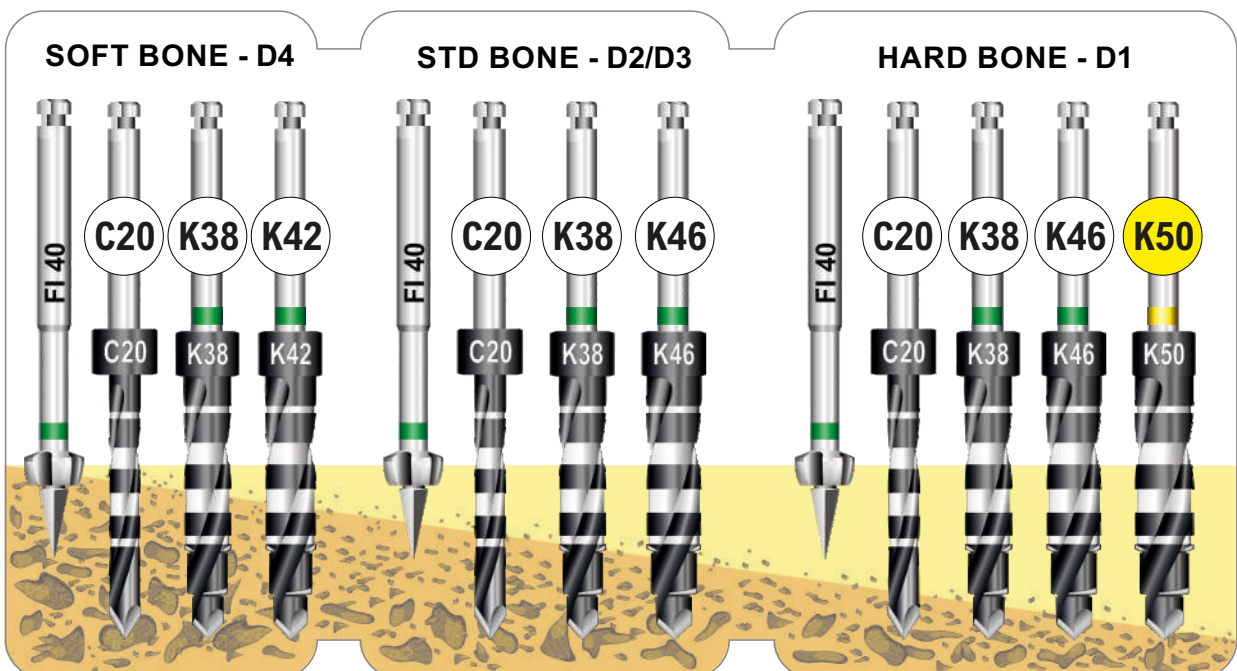
CODE	IMPLANT	LENGTH	PLATFORM	APEX
EK 3808	Ø 3.8	8.5 mm	Ø 4.1	Ø 1.8
EK 3810	Ø 3.8	10 mm	Ø 4.1	Ø 1.8
EK 3811	Ø 3.8	11.5 mm	Ø 4.1	Ø 1.8
EK 3813	Ø 3.8	13 mm	Ø 4.1	Ø 1.8
EK 3815	Ø 3.8	15 mm	Ø 4.1	Ø 1.8



REGULAR TAPERED SHAPE



CODE	IMPLANT	LENGTH	PLATFORM	APEX
EK 4608	Ø 4.6	8.5 mm	Ø 4.1	Ø 2.6
EK 4610	Ø 4.6	10 mm	Ø 4.1	Ø 2.6
EK 4611	Ø 4.6	11.5 mm	Ø 4.1	Ø 2.6
EK 4613	Ø 4.6	13 mm	Ø 4.1	Ø 2.6
EK 4615	Ø 4.6	15 mm	Ø 4.1	Ø 2.6





4.1 universal prosthetics

20Ncm 



Pilastro di Guarigione - Titanio Gr. 5 - Anodizzato
Healing Abutment - Titanium Gr. 5 - Anodized

EP 4HA2 H 2 mm - Standard Gingival Profile
EP 4HA4 H 4 mm - Standard Gingival Profile
EP 4HA6 H 6 mm - Standard Gingival Profile

DM 1/2 [Standard Hexagonal Driver](#)

20Ncm 



Pilastro di Guarigione Allargato - Titanio Gr. 5 - Anodizzato
Large Healing Abutment - Titanium Gr. 5 - Anodized

EP 5HA3 H 3 mm - **Large Gingival Profile**
EP 5HA5 H 5 mm - **Large Gingival Profile**

DM 1/2 [Standard Hexagonal Driver](#)



Analogo per Laboratorio - Titanio Gr. 5 - Anodizzato
Laboratory Analog - Titanium Gr. 5 - Anodized

EP 4AL H 12 mm - Universal Shape

10Ncm 



Moncone Calcinabile - Acrilico
Castable Abutment - Acrylic

EP 4CA Antirotaion Hex - Standard Gingival Profile
EP 4CR Rotating - Standard Gingival Profile

EP VITG Vite di Ricambio Gold - Gold Spare Screw
DM 1/2 [Standard Hexagonal Driver](#)

32Ncm 



Moncone Titanio - Titanio Gr. 5 - PVD TiN
Titanium Abutment - Titanio Gr. 5 - PVD TiN

EP 4ST2 0° - Straight - Standard Gingival Profile
EP 5ST3 0° - Straight - **Large Gingival Profile**

EP VITG Vite di Ricambio Gold - Gold Spare Screw
DM 1/2 [Standard Hexagonal Driver](#)

4.1 universal prosthetics

Moncone Titanio - Titanio Gr. 5 - PVD TiN

Titanium Abutment - Titanio Gr. 5 - PVD TiN

EP 4AT15 15° - Angled - Standard Gingival Profile

EP 4AT25 25° - Angled - Standard Gingival Profile

EP 5AT15 15° - Angled - **Large Gingival Profile**

EP VITG Vite di Ricambio Gold - Gold Spare Screw

DM 1/2 [Standard Hexagonal Driver](#)



 32Ncm



Moncone UCLA Oro - Base Oro/Platino/Iridio

UCLA Gold Abutment - Gold/Platinum/Iridium Base

EP 4GA Antirotation Hex - Standard Gingival Profile

EP 5GA Antirotation Hex - **Large Gingival Profile**

EP VITG Vite di Ricambio Gold - Gold Spare Screw

DM 1/2 [Standard Hexagonal Driver](#)



 32Ncm



Moncone Provvisorio Estetico - PEEK MedicaLe

Aesthetic Temporary Abutment - Medical PEEK

EP 4PA Antirotation Hex - Standard Gingival Profile

EP VITG Vite di Ricambio Gold - Gold Spare Screw

DM 1/2 [Standard Hexagonal Driver](#)



 25Ncm



Pilastro Temporaneo Antirotazione - Titanio Gr. 5

Antirotation Temporary Abutment - Titanium Gr. 5

EP 4TA Antirotation Hex - Standard Gingival Profile

EP VITG Vite di Ricambio Gold - Gold Spare Screw

DM 1/2 [Standard Hexagonal Driver](#)



 32Ncm



Pilastro Temporaneo Rotante - Titanio Gr. 5

Rotating Temporary Abutment - Titanium Gr. 5

EP 4TR Rotating - Standard Gingival Profile

EP VITG Vite di Ricambio Gold - Gold Spare Screw

DM 1/2 [Standard Hexagonal Driver](#)



 32Ncm



4.1 universal prosthetics

32Ncm 



Link per Incollaggio TiB - Titanio Gr. 5

Bonding Technique Link TiB - Titanium Gr. 5

EP 4STB Link in Titanio Antirrotazione - Compatibile TiB

EP VIT Vite di Ricambio - Spare Screw
DM 1/2 Standard Hexagonal Driver

32Ncm 



Moncone Estetico - Zirconia

Esthetic Abutment - Zirconium

EP 4SZ 0° - Straight - Standard Gingival Profile

EP 4AZ15 15° - Angled - Standard Gingival Profile

EP VIT Vite di Ricambio - Spare Screw
DM 1/2 Standard Hexagonal Driver

32Ncm 



Pilastro per Overdenture - Titanio Gr. 5 - PVD TiN

Overdenture Abutment - Titanium Gr. 5 - PVD TiN

EP 4BA1 H 1 mm - Standard Gingival Profile - NORMO

EP 4BA2 H 2 mm - Standard Gingival Profile - NORMO

EP 4BA3 H 3 mm - Standard Gingival Profile - NORMO

EP 4BA4 H 4 mm - Standard Gingival Profile - NORMO

EP 4BA6 H 6 mm - Standard Gingival Profile - NORMO

DM Standard Hexagonal Driver

32Ncm 



Pilastro per Overdenture Equator - Titanio Gr. 5 - PVD TiN

Equator Overdenture Abutment - Titanium Gr. 5 - PVD TiN

EP 4EQ2 H 2 mm - Narrow Gingival Profile


EP 4EQ3 H 3 mm - Narrow Gingival Profile

EP 4EQ4 H 4 mm - Narrow Gingival Profile

EP 4EQ5 H 5 mm - Narrow Gingival Profile

EP 4EQ6 H 6 mm - Narrow Gingival Profile

DMEQ Squared Equator Driver



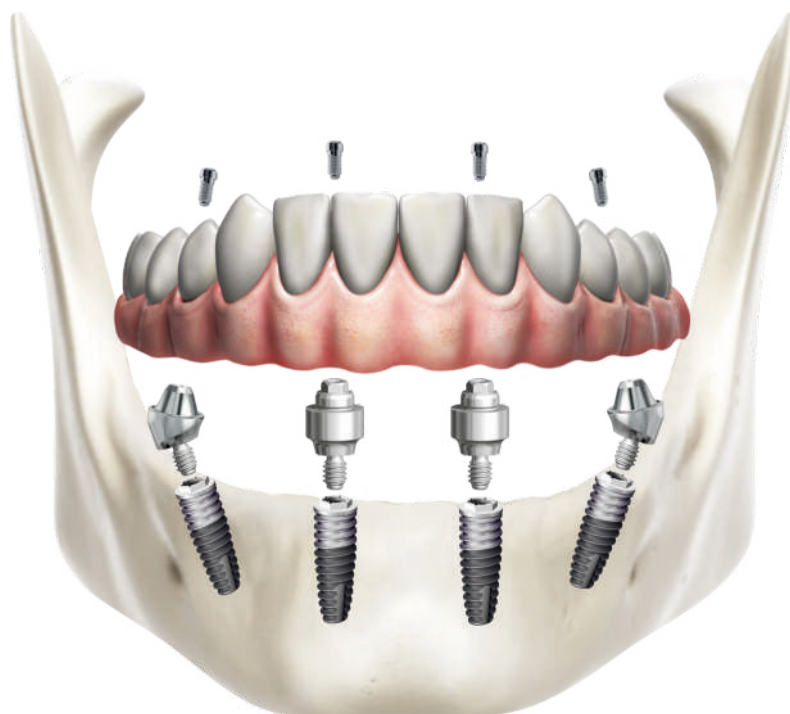
Transfer per Impronta Pick Up - Titanio Gr. 5

Pick Up Impression Coping - Titanium Gr. 5

EP X40 H 12mm - Standard Gingival Profile

EP VITL Vite di Ricambio - Spare Screw
DM 1/2 Standard Hexagonal Driver

toronto 4.1 universal prosthetics



Pilastro Toronto 4 Dritto - Titanio Gr. 5

Toronto 4 Straight Abutment - Titanium Gr. 5

- EP MS1 H 1 mm - Standard Gingival Profile
- EP MS2 H 2 mm - Standard Gingival Profile
- EP MS3 H 3 mm - Standard Gingival Profile

DCDM [Toronto Straight Abutment Driver](#)



Pilastro Toronto 4 Angolato - Titanio Gr. 5

Toronto 4 Angled Abutment - Titanium Gr. 5

- EP MA172 17° - H 2 mm - Standard Gingival Profile
- EP MA173 17° - H 3 mm - Standard Gingival Profile
- EP MA304 30° - H 4 mm - Standard Gingival Profile

EP VITMA Vite di Ricambio Toronto - Toronto Spare Screw
DMX 1/2 [Toronto Abutment Torx Driver](#)



Pilastro Temporaneo Toronto - Titanio Gr. 5

Toronto Temporary Abutment - Titanium Gr. 5

- EP MT Rotating - Bonding Technique - Incollaggio Passivo
- EP MT-S Rotating - Welding Technique - Saldatura Intraorale
- EP MV Vite di Ricambio Toronto - Toronto Spare Screw
DMX 1/2 [Toronto Abutment Torx Driver](#)



toronto 4.1 universal prosthetics

10Ncm 



Pilastro Calcinabile Toronto - Acrilico

Toronto Castable Abutment - Acrylic

EP MC Rotating - Standard Gingival Profile

EP MV Vite di Ricambio Toronto - Toronto Spare Screw

DMX 1/2 [Toronto Abutment Torx Driver](#)



15Ncm 

Transfer Toronto - Titanio Gr. 5

Toronto Impression Coping - Titanium Gr. 5

EP MI Rotating - Standard Gingival Profile

EP MVL Vite di Ricambio Toronto - Toronto Spare Screw

DMX 1/2 [Toronto Abutment Torx Driver](#)



Analogo Toronto - Titanio Gr. 5

Toronto Analog - Titanium Gr. 5

EP MAL H 10 mm - Universal Shape

15Ncm 



Pilastro di Guarigione Toronto - PE

Toronto Healing Abutment - PE

EP MHA H 4 mm - Standard Gingival Profile

EP MHA6 H 6 mm - Standard Gingival Profile

DMX 1/2 [Toronto Abutment Torx Driver](#)

15Ncm 



15Ncm 

Viti di Ricambio Toronto - Titanio Gr. 5

Toronto Spare Screws - Titanium Gr. 5

EP MV Prosthetic Spare Screw

EP MVL Impression Spare Screw

DMX 1/2 [Toronto Abutment Torx Driver](#)







EXTERNAL HEXAGON

SPEEDY MULTI PLATFORM


ES
TAPERED



3.3



4.1



5.0

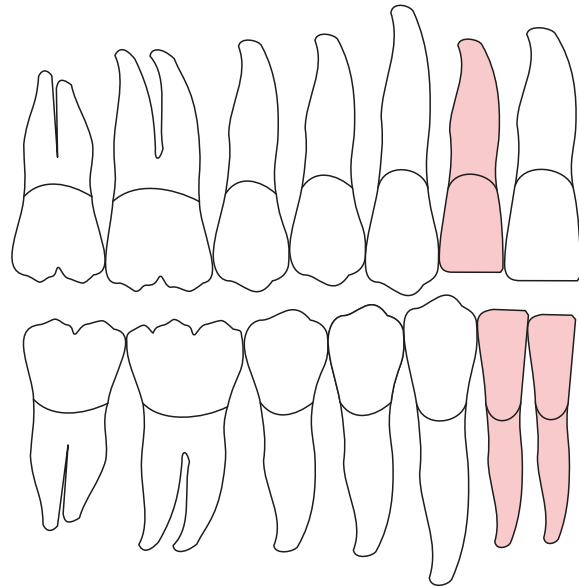


IMPIANTO
SENZA MOUNTER
MOUNTERLESS

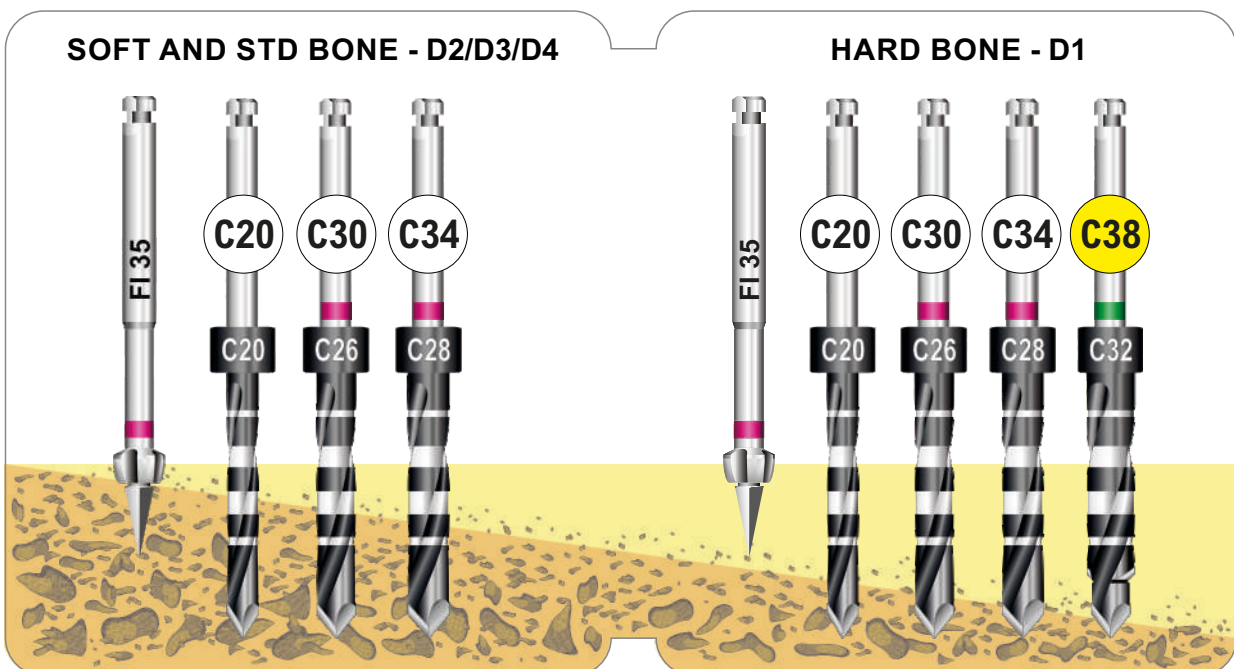
ES 33

S-TAPERED
external hexagon - full treatment

NARROW SPEEDY SHAPE



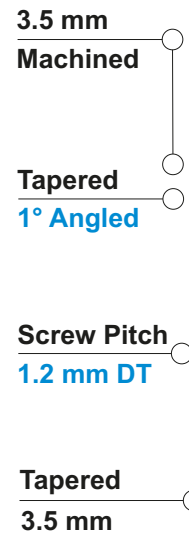
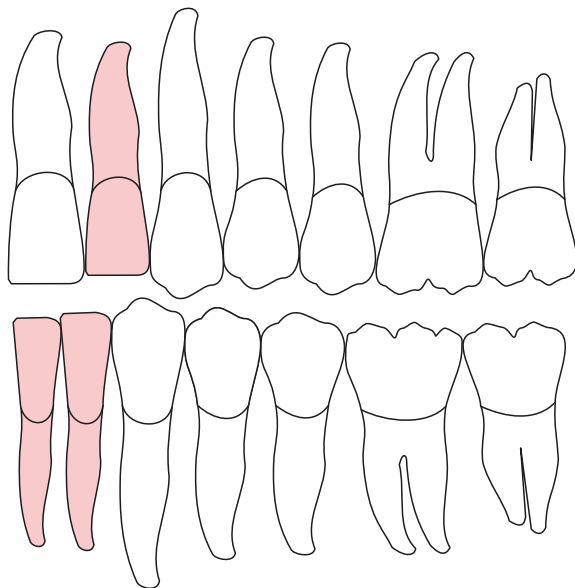
CODE	IMPLANT	LENGTH	PLATFORM	APEX
ES 3310	Ø 3.3	10 mm	Ø 3.5	Ø 2.0
ES 3311	Ø 3.3	11,5 mm	Ø 3.5	Ø 2.0
ES 3313	Ø 3.3	13 mm	Ø 3.5	Ø 2.0
ES 3315	Ø 3.3	15 mm	Ø 3.5	Ø 2.0



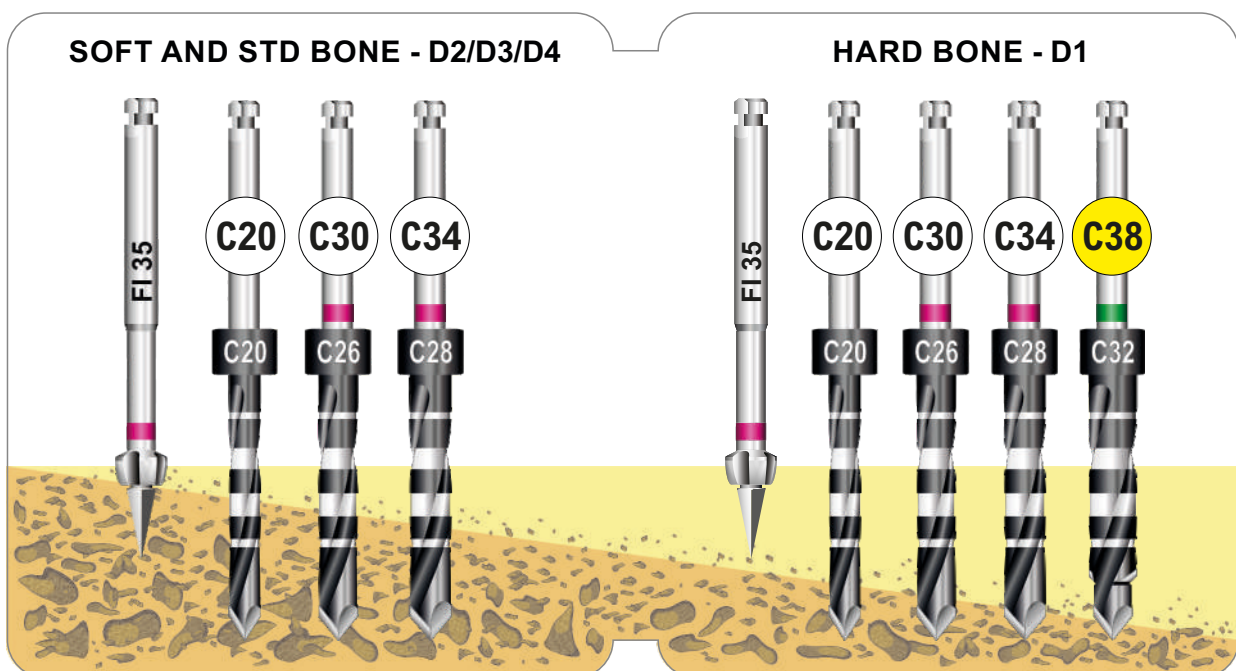
S-TAPERED HT
external hexagon - half treatment

ES 33 HT

NARROW SPEEDY SHAPE



CODE	IMPLANT	LENGTH	PLATFORM	APEX
ES 3310 HT	Ø 3.3	10 mm	Ø 3.5	Ø 2.0
ES 3311 HT	Ø 3.3	11,5 mm	Ø 3.5	Ø 2.0
ES 3313 HT	Ø 3.3	13 mm	Ø 3.5	Ø 2.0



narrow platform prosthetics

20Ncm 



Pilastro di Guarigione - Titanio Gr. 5 - Anodizzato
Healing Abutment - Titanium Gr. 5 - Anodized

SP 3HA3 H 3 mm - Narrow Gingival Profile
SP 3HA5 H 5 mm - Narrow Gingival Profile

DMX 1/2 [Toronto Abutment Torx Driver](#)



Analogo per Laboratorio - Titanio Gr. 5 - Anodizzato
Laboratory Analog - Titanium Gr. 5 - Anodized

SP 3AL H 12 mm - Narrow Shape

10Ncm 



Moncone Calcinabile - Acrilico
Castable Abutment - Acrylic

SP 3CA Antirotaion Hex - Narrow Gingival Profile
SP 3CR Rotating - Narrow Gingival Profile

SP VIT33 Vite di Ricambio - Spare Screw
DMX 1/2 [Toronto Abutment Torx Driver](#)

32Ncm 



Moncone Titanio - Titanio Gr. 5 - PVD TiN
Titanium Abutment - Titanio Gr. 5 - PVD TiN

SP 3ST 0° - Straight - Narrow Gingival Profile

SP VIT33 Vite di Ricambio - Spare Screw
DMX 1/2 [Toronto Abutment Torx Driver](#)

32Ncm 



Moncone Titanio - Titanio Gr. 5 - PVD TiN
Titanium Abutment - Titanio Gr. 5 - PVD TiN

SP 3AT15 15° - Angled - Narrow Gingival Profile
SP 3AT25 25° - Angled - Narrow Gingival Profile

SP VIT33 Vite di Ricambio - Spare Screw
DMX 1/2 [Toronto Abutment Torx Driver](#)

narrow platform prosthetics

Pilastro Temporaneo - Titanio Gr. 5

Temporary Abutment - Titanium Gr. 5

SP 3TA Antirotaion Hex - Narrow Gingival Profile

SP 3TR Rotating - Narrow Gingival Profile

SP VIT33 Vite di Ricambio - Spare Screw

DMX 1/2 Toronto Abutment Torx Driver



Transfer per Impronta Pick Up - Titanio Gr. 5

Pick Up Impression Coping - Titanium Gr. 5

SP 3IA H 12mm - Narrow Gingival Profile

SP VITL33 Vite di Ricambio Lunga - Long Spare Screw

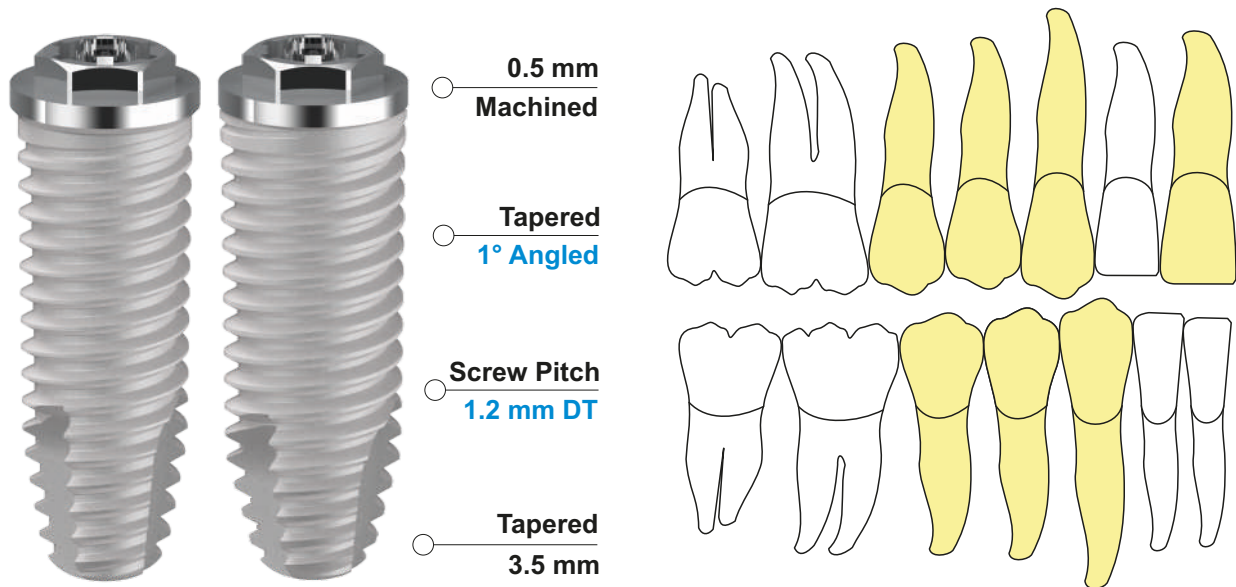
DMX 1/2 Toronto Abutment Torx Driver



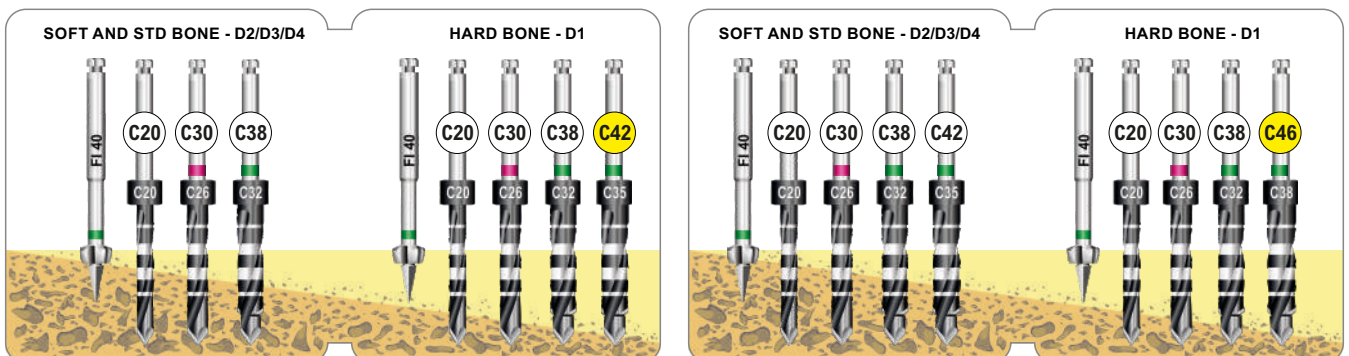
ES 38-40

S-TAPERED
external hexagon - full treatment

REGULAR SPEEDY SHAPE



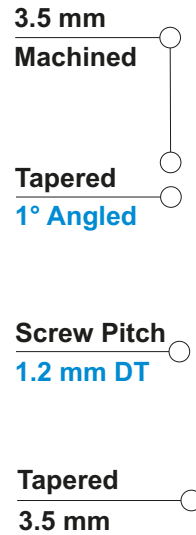
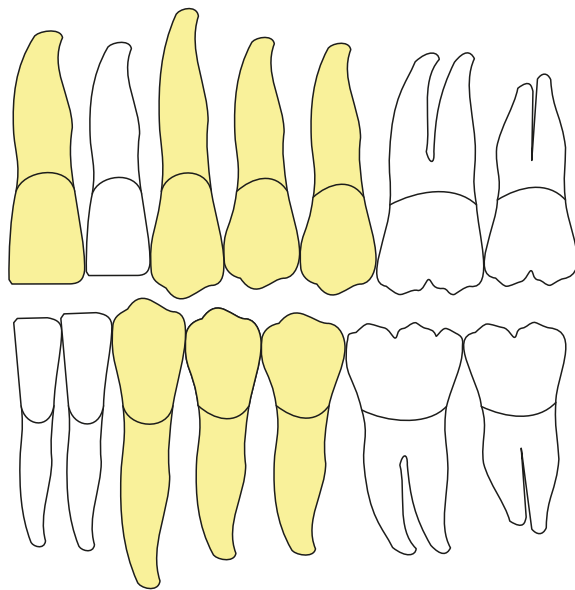
CODE	IMPLANT	LENGTH	PLATFORM	APEX
ES 3808	Ø 3.8	8,5 mm	Ø 4.1	Ø 2.2
ES 3810	Ø 3.8	10 mm	Ø 4.1	Ø 2.2
ES 3811	Ø 3.8	11.5 mm	Ø 4.1	Ø 2.2
ES 3813	Ø 3.8	13 mm	Ø 4.1	Ø 2.2
ES 3815	Ø 3.8	15 mm	Ø 4.1	Ø 2.2
ES 4007	Ø 4.0	7 mm	Ø 4.1	Ø 2.5
ES 4008	Ø 4.0	8,5 mm	Ø 4.1	Ø 2.5
ES 4010	Ø 4.0	10 mm	Ø 4.1	Ø 2.5
ES 4011	Ø 4.0	11.5 mm	Ø 4.1	Ø 2.5
ES 4013	Ø 4.0	13 mm	Ø 4.1	Ø 2.5
ES 4015	Ø 4.0	15 mm	Ø 4.1	Ø 2.5
ES 4018	Ø 4.0	18 mm	Ø 4.1	Ø 2.5



S-TAPERED HT
external hexagon - half treatment

ES 40 HT

REGULAR SPEEDY SHAPE




CODE	IMPLANT	LENGTH	PLATFORM	APEX
ES 4008	Ø 4.0	8,5 mm	Ø 4.1	Ø 2.5
ES 4010	Ø 4.0	10 mm	Ø 4.1	Ø 2.5
ES 4011	Ø 4.0	11.5 mm	Ø 4.1	Ø 2.5
ES 4013	Ø 4.0	13 mm	Ø 4.1	Ø 2.5
ES 4015	Ø 4.0	15 mm	Ø 4.1	Ø 2.5
ES 4018	Ø 4.0	18 mm	Ø 4.1	Ø 2.5

SOFT AND STD BONE - D2/D3/D4



HARD BONE - D1



regular platform prosthetics

20Ncm 



Pilastro di Guarigione - Titanio Gr. 5 - Anodizzato

Healing Abutment - Titanium Gr. 5 - Anodized

SP 4HA3 H 3 mm - Standard Gingival Profile

SP 4HA5 H 5 mm - Standard Gingival Profile

DMX 1/2

Toronto Abutment Torx Driver



Analogo per Laboratorio - Titanio Gr. 5 - Anodizzato

Laboratory Analog - Titanium Gr. 5 - Anodized

SP 4AL H 12 mm - Standard Shape

10Ncm 



Moncone Calcinabile Antirotazione - Acrilico

Antirootation Castable Abutment - Acrylic

SP 4CA Antirootation Hex - Standard Gingival Profile

SP VIT40 Vite di Ricambio - Spare Screw

DMX 1/2

Toronto Abutment Torx Driver

10Ncm 



Moncone Calcinabile Rotante - Acrilico

Rotating Castable Abutment - Acrylic

SP 4CR Rotating - Standard Gingival Profile

SP VIT40 Vite di Ricambio - Spare Screw

DMX 1/2

Toronto Abutment Torx Driver

32Ncm 



Moncone Titanio - Titanio Gr. 5 - PVD TiN

Titanium Abutment - Titanio Gr. 5 - PVD TiN

SP 4ST 0° - Straight - Standard Gingival Profile

SP VIT40 Vite di Ricambio - Spare Screw

DMX 1/2

Toronto Abutment Torx Driver

regular platform prosthetics

Moncone Titanio - Titanio Gr. 5 - PVD TiN

Titanium Abutment - Titanio Gr. 5 - PVD TiN

SP 4AT15 15° - Angled - Standard Gingival Profile

SP 4AT25 25° - Angled - Standard Gingival Profile

SP VIT40 Vite di Ricambio - Spare Screw

DMX 1/2 Toronto Abutment Torx Driver



Link per Incollaggio TiB - Titanio Gr. 5

Bonding Technique Link TiB - Titanium Gr. 5

EP 4STB Link in Titanio Antirotazione - Compatibile TiB

EP VIT Vite di Ricambio - Spare Screw

DM 1/2 Standard Hexagonal Driver



Pilastro Temporaneo Antirotazione - Titanio Gr. 5

Antirotation Temporary Abutment - Titanium Gr. 5

SP 4TA Antirotation Hex - Standard Gingival Profile

SP VIT40 Vite di Ricambio - Spare Screw

DMX 1/2 Toronto Abutment Torx Driver



Pilastro Temporaneo Rotante - Titanio Gr. 5

Rotating Temporary Abutment - Titanium Gr. 5

SP 4TR Rotating - Standard Gingival Profile

SP VIT40 Vite di Ricambio - Spare Screw

DMX 1/2 Toronto Abutment Torx Driver




Transfer per Impronta Pick Up - Titanio Gr. 5

Pick Up Impression Coping - Titanium Gr. 5

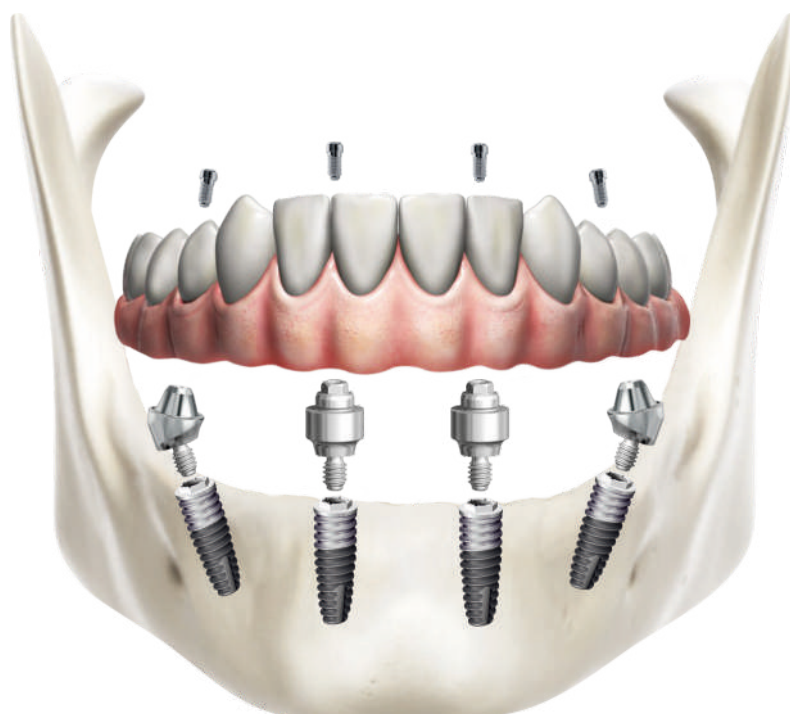
SP 4IA H 12mm - Standard Gingival Profile

SP VITL40 Vite di Ricambio - Spare Screw

DMX 1/2 Toronto Abutment Torx Driver



toronto universal prosthetics



Pilastro Toronto 4 Dritto - Titanio Gr. 5

Toronto 4 Straight Abutment - Titanium Gr. 5

- EP MS2 H 2 mm - Standard Gingival Profile
- EP MS3 H 3 mm - Standard Gingival Profile

DCDM Toronto Straight Abutment Driver




Pilastro Toronto 4 Angolato - Titanio Gr. 5

Toronto 4 Angled Abutment - Titanium Gr. 5

- EP MA172 17° - H 2 mm - Standard Gingival Profile
- EP MA173 17° - H 3 mm - Standard Gingival Profile
- EP MA304 30° - H 4 mm - Standard Gingival Profile

EP VITMA Vite di Ricambio Toronto - Toronto Spare Screw
DMX 1/2 Toronto Abutment Torx Driver



Pilastro Temporaneo Toronto - Titanio Gr. 5

Toronto Temporary Abutment - Titanium Gr. 5

- EP MT Rotating - Bonding Technique - Incollaggio Passivo
- EP MT-S Rotating - Welding Technique - Saldatura Intraorale
- EP MV Vite di Ricambio Toronto - Toronto Spare Screw
- DMX 1/2** Toronto Abutment Torx Driver

15Ncm



toronto universal prosthetics

10Ncm



Pilastro Calcinabile Toronto - Acrilico

Toronto Castable Abutment - Acrylic

EP MC Rotating - Standard Gingival Profile

EP MV Vite di Ricambio Toronto - Toronto Spare Screw

DMX 1/2 [Toronto Abutment Torx Driver](#)

15Ncm



Pilastro di Guarigione Toronto - PE

Toronto Healing Abutment - PE

EP MHA H 4 mm - Standard Gingival Profile

EP MHA6 H 6 mm - Standard Gingival Profile

DMX 1/2 [Toronto Abutment Torx Driver](#)



15Ncm



Transfer Toronto - Titanio Gr. 5

Toronto Impression Coping - Titanium Gr. 5

EP MI Rotating - Standard Gingival Profile

DMX 1/2 [Toronto Abutment Torx Driver](#)



Analogo Toronto - Titanio Gr. 5

Toronto Analog - Titanium Gr. 5

EP MAL H 10 mm - Universal Shape

15Ncm



15Ncm



Viti di Ricambio Toronto - Titanio Gr. 5

Toronto Spare Screws - Titanium Gr. 5

EP MV Prosthetic Spare Screw

EP MVL Impression Spare Screw

DMX 1/2 [Toronto Abutment Torx Driver](#)

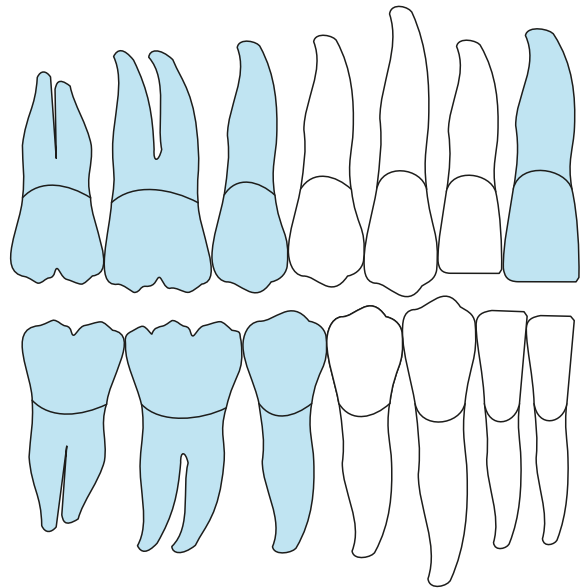
ES 50

S-TAPERED
external hexagon - full treatment

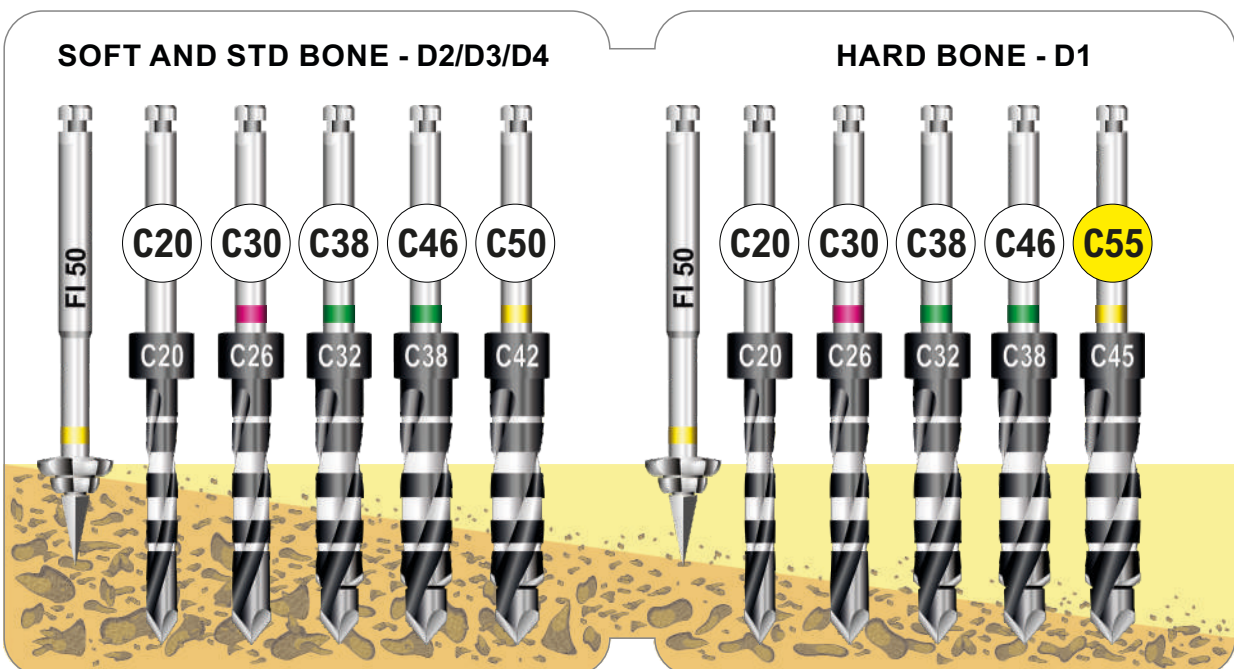
WIDE SPEEDY SHAPE



- 0.5 mm Machined
- Tapered 1° Angled
- Screw Pitch 1.5 mm DT
- Tapered 3.5 mm



CODE	IMPLANT	LENGTH	PLATFORM	APEX
ES 5008	Ø 5.0	8,5 mm	Ø 5.0	Ø 3.5
ES 5010	Ø 5.0	10 mm	Ø 5.0	Ø 3.5
ES 5011	Ø 5.0	11.5 mm	Ø 5.0	Ø 3.5
ES 5013	Ø 5.0	13 mm	Ø 5.0	Ø 3.5

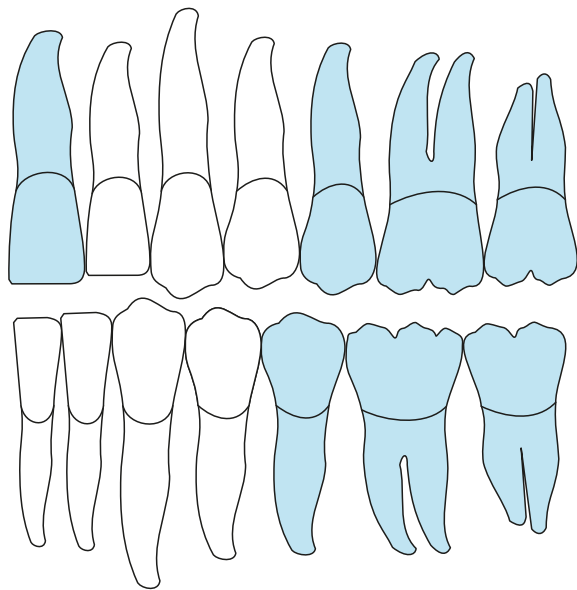


S-TAPERED HT

external hexagon - half treatment

ES 50 HT

WIDE SPEEDY SHAPE



3.5 mm
Machined

Tapered
1° Angled

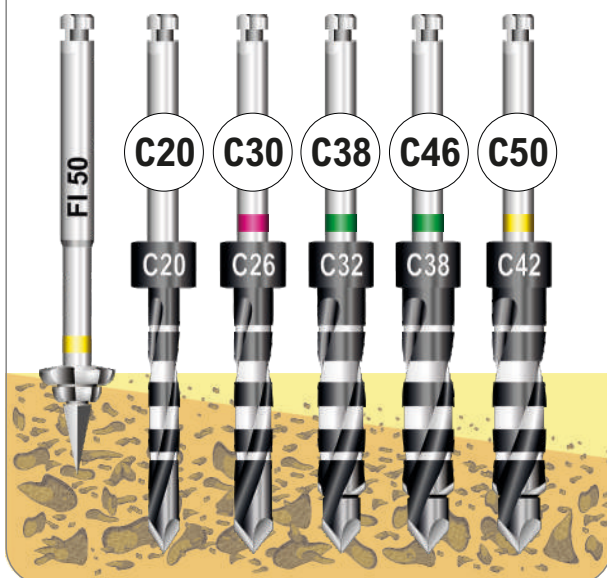
Screw Pitch
1.6 mm DT

Tapered
3.5 mm



CODE	IMPLANT	LENGTH	PLATFORM	APEX
ES 5008 HT	Ø 5.0	8,5 mm	Ø 5.0	Ø 3.5
ES 5010 HT	Ø 5.0	10 mm	Ø 5.0	Ø 3.5
ES 5011 HT	Ø 5.0	11.5 mm	Ø 5.0	Ø 3.5
ES 5013 HT	Ø 5.0	13 mm	Ø 5.0	Ø 3.5

SOFT AND STD BONE - D2/D3/D4



HARD BONE - D1



wide platform prosthetics

20Ncm 



Pilastro di Guarigione - Titanio Gr. 5 - Anodizzato

Healing Abutment - Titanium Gr. 5 - Anodized

SP 5HA3 H 3 mm - Large Gingival Profile

SP 5HA5 H 5 mm - Large Gingival Profile

DMX 1/2

Toronto Abutment Torx Driver



Analogo per Laboratorio - Titanio Gr. 5 - Anodizzato

Laboratory Analog - Titanium Gr. 5 - Anodized

SP 5AL H 12 mm - Large Shape

10Ncm 



Moncone Calcinabile - Acrilico

Castable Abutment - Acrylic

SP 5CA Antirotação Hex - Narrow Gingival Profile

SP 5CR Rotating - Large Gingival Profile

SP VIT50 Vite di Ricambio - Spare Screw

DMX 1/2

Toronto Abutment Torx Driver

32Ncm 



Moncone Titanio - Titanio Gr. 5 - PVD TiN

Titanium Abutment - Titanium Gr. 5 - PVD TiN

SP 5ST 0° - Straight - Large Gingival Profile

SP VIT50 Vite di Ricambio - Spare Screw

DMX 1/2

Toronto Abutment Torx Driver

32Ncm 



Pilastro Temporaneo con Esagono - Titanio Gr. 5

Antirotation Hex Temporary Abutment - Titanium Gr. 5

SP 5TA Antirotação Hex - Narrow Gingival Profile

SP VIT50 Vite di Ricambio - Spare Screw

DMX 1/2

Toronto Abutment Torx Driver

wide platform prosthetics

Pilastro Temporaneo senza Esagono - Titanio Gr. 5

Rotating Temporary Abutment - Titanium Gr. 5

SP 5TR Rotating - Narrow Gingival Profile

SP VIT50 Vite di Ricambio - Spare Screw

DMX 1/2 Toronto Abutment Torx Driver




Transfer per Impronta Pick Up - Titanio Gr. 5

Pick Up Impression Coping - Titanium Gr. 5

SP 5IA H 12mm - Narrow Gingival Profile

SP VITL50 Vite di Ricambio - Spare Screw

DMX 1/2 Toronto Abutment Torx Driver






CONICAL CONNECTION

NARROW PLATINUM

TAPERED
SHAPE



IK-P

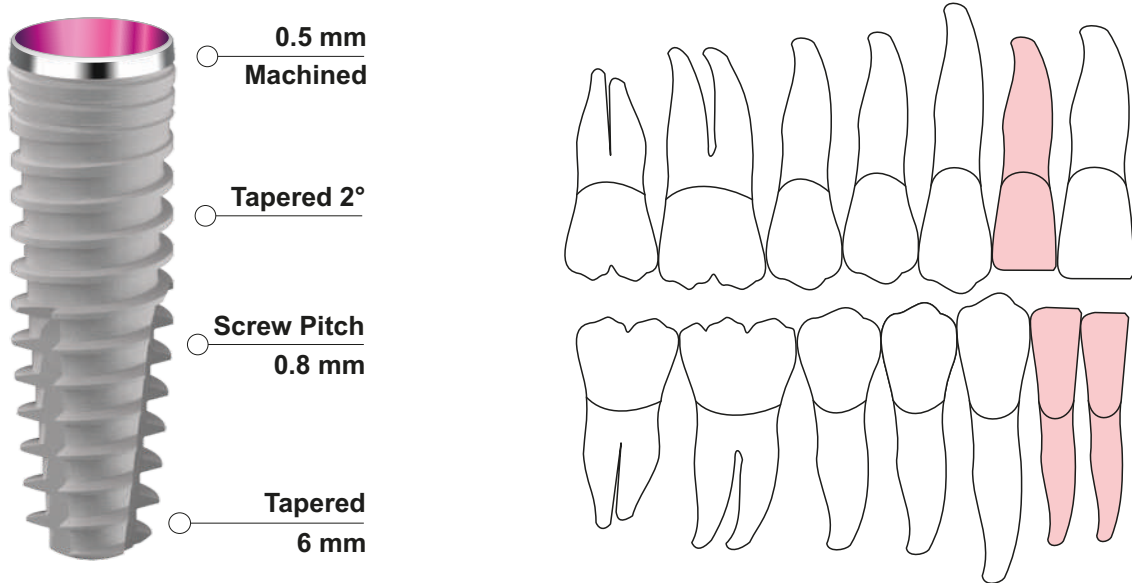


IMPIANTO
SENZA MOUNTER
MOUNTERLESS

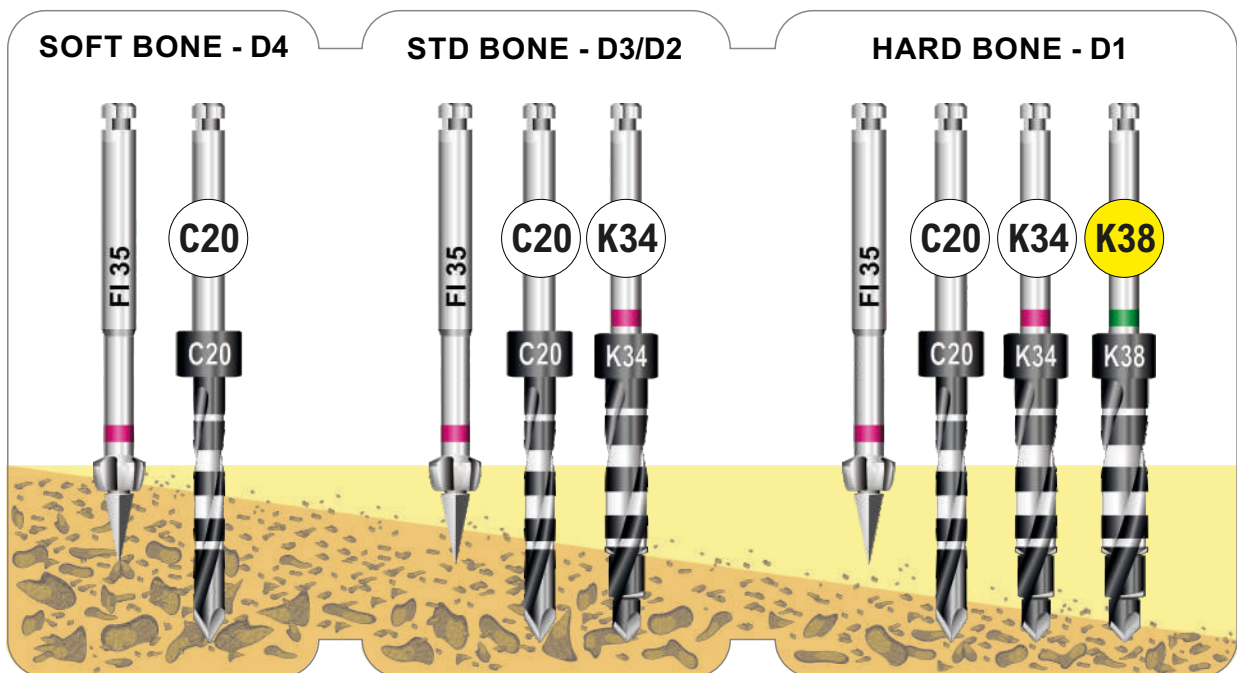
IK 34-P

NARROW K-PLATINUM
conical connection 12° - full treatment

TAPERED SHAPE



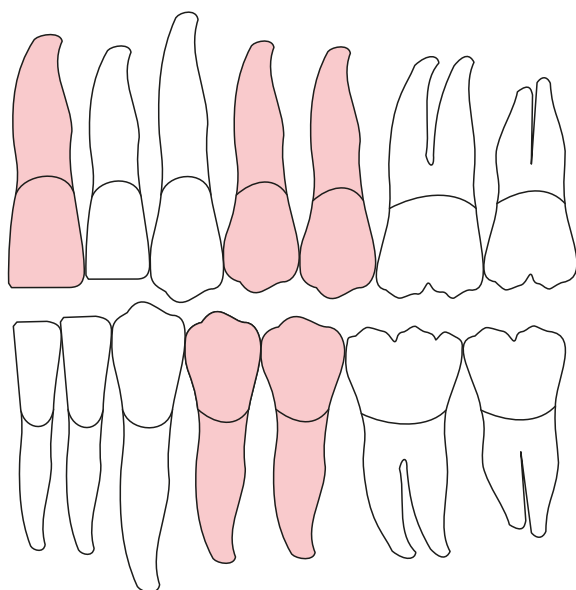
CODE	IMPLANT	LENGTH	NECK	APEX
IK 3408 P	Ø 3.4	8.5 mm	Ø 3.5	Ø 1.7
IK 3410 P	Ø 3.4	10 mm	Ø 3.5	Ø 1.7
IK 3411 P	Ø 3.4	11.5 mm	Ø 3.5	Ø 1.7
IK 3413 P	Ø 3.4	13 mm	Ø 3.5	Ø 1.7
IK 3415 P	Ø 3.4	15 mm	Ø 3.5	Ø 1.7



NARROW K- PLATINUM
conical connection 12° - full treatment

IK 38-P

TAPERED SHAPE



0.5 mm
Machined

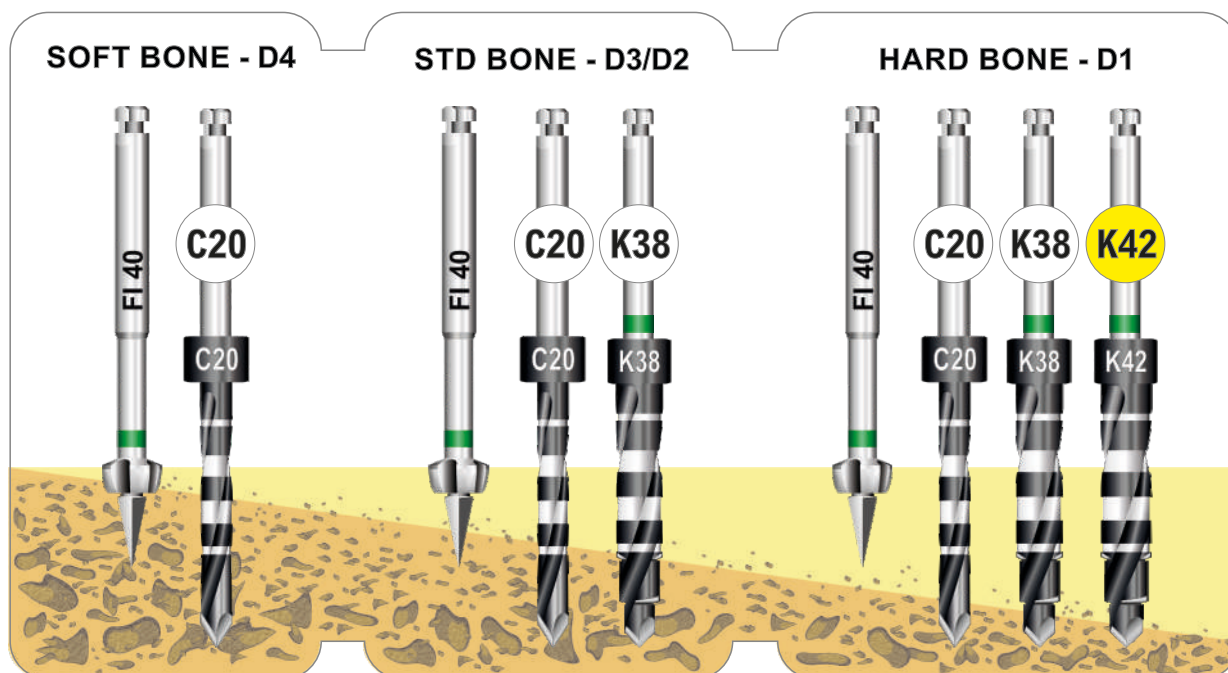
Tapered 2°

Screw Pitch
0.8 mm

Tapered
6 mm



CODE	IMPLANT	LENGTH	NECK	APEX
IK 3808 P	Ø 3.8	8.5 mm	Ø 3.8	Ø 1.8
IK 3810 P	Ø 3.8	10 mm	Ø 3.8	Ø 1.8
IK 3811 P	Ø 3.8	11.5 mm	Ø 3.8	Ø 1.8
IK 3813 P	Ø 3.8	13 mm	Ø 3.8	Ø 1.8
IK 3815 P	Ø 3.8	15 mm	Ø 3.8	Ø 1.8

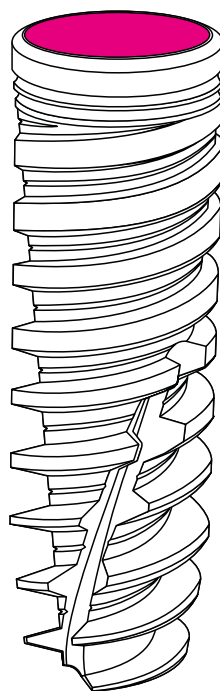




CONICAL CONNECTION

NARROW PLATINUM

ACTIVE BLADE SHAPE



IA-P

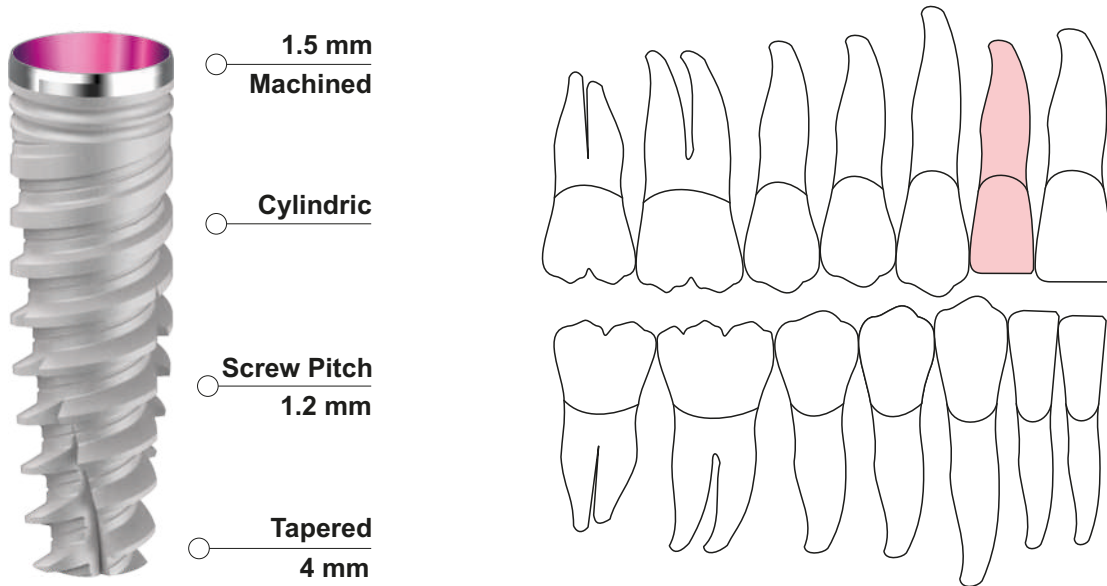


IMPIANTO
SENZA MOUNTER
MOUNTERLESS

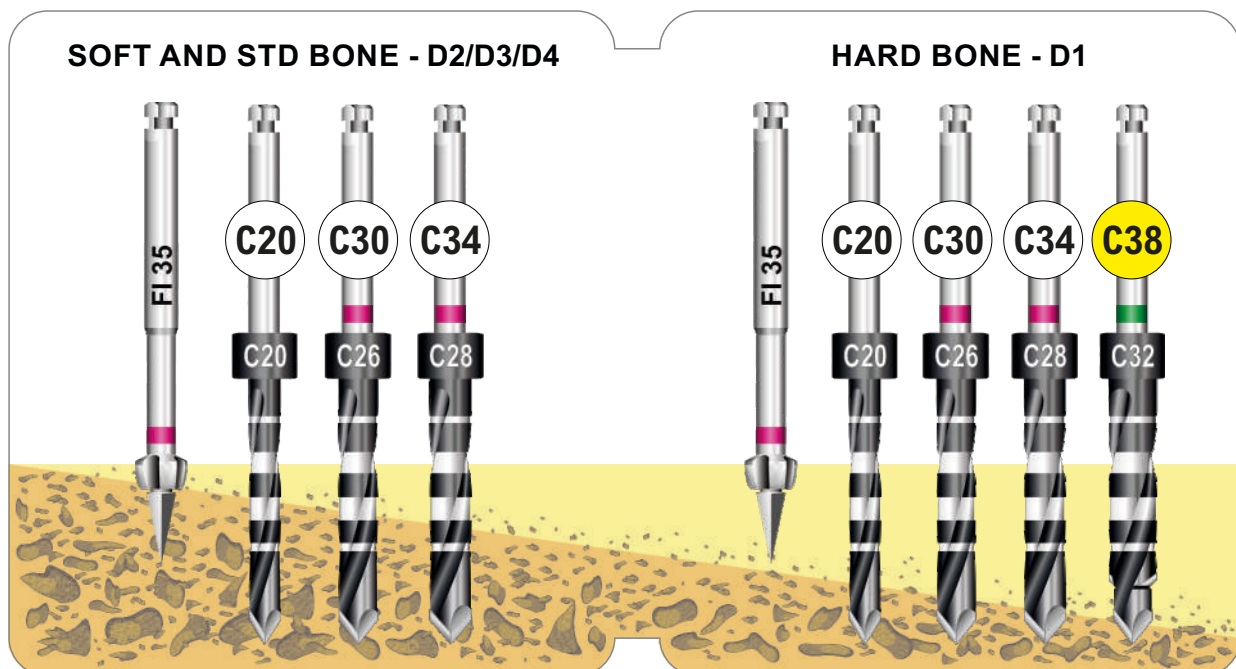
IA 34-P

NARROW A - PLATINUM
conical connection 12° - full treatment

ACTIVE BLADE SHAPE



CODE	IMPLANT	LENGTH	NECK	APEX
IA 3408 P	Ø 3.4	8.5 mm	Ø 3.5	Ø 1.8
IA 3410 P	Ø 3.4	10 mm	Ø 3.5	Ø 1.8
IA 3411 P	Ø 3.4	11.5 mm	Ø 3.5	Ø 1.8
IA 3413 P	Ø 3.4	13 mm	Ø 3.5	Ø 1.8
IA 3415 P	Ø 3.4	15 mm	Ø 3.5	Ø 1.8

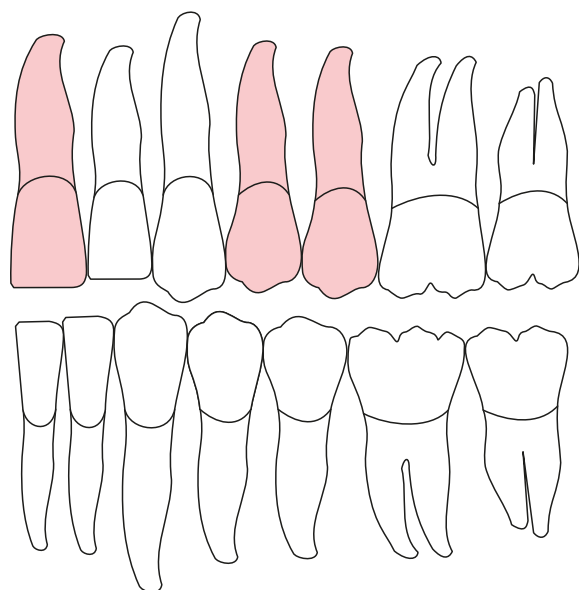


NARROW A - PLATINUM

conical connection 12° - full treatment

IA 38-P

ACTIVE BLADE SHAPE



1.5 mm
Machined

Cylindric

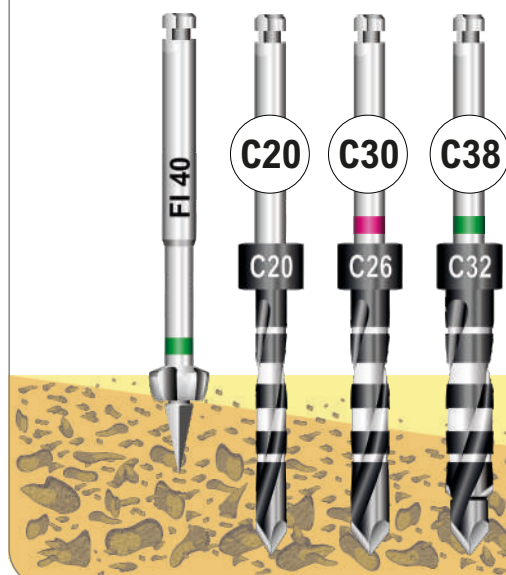
Screw Pitch
1.2 mm

Tapered
4 mm




CODE	IMPLANT	LENGTH	NECK	APEX
IA 3808 P	Ø 3.8	8.5 mm	Ø 3.8	Ø 2.1
IA 3810 P	Ø 3.8	10 mm	Ø 3.8	Ø 2.1
IA 3811 P	Ø 3.8	11.5 mm	Ø 3.8	Ø 2.1
IA 3813 P	Ø 3.8	13 mm	Ø 3.8	Ø 2.1
IA 3815 P	Ø 3.8	15 mm	Ø 3.8	Ø 2.1

SOFT AND STD BONE - D2/D3/D4




HARD BONE - D1



CONICAL CONNECTION

NARROW PLATINUM

SPEEDY
SHAPE



ES-P

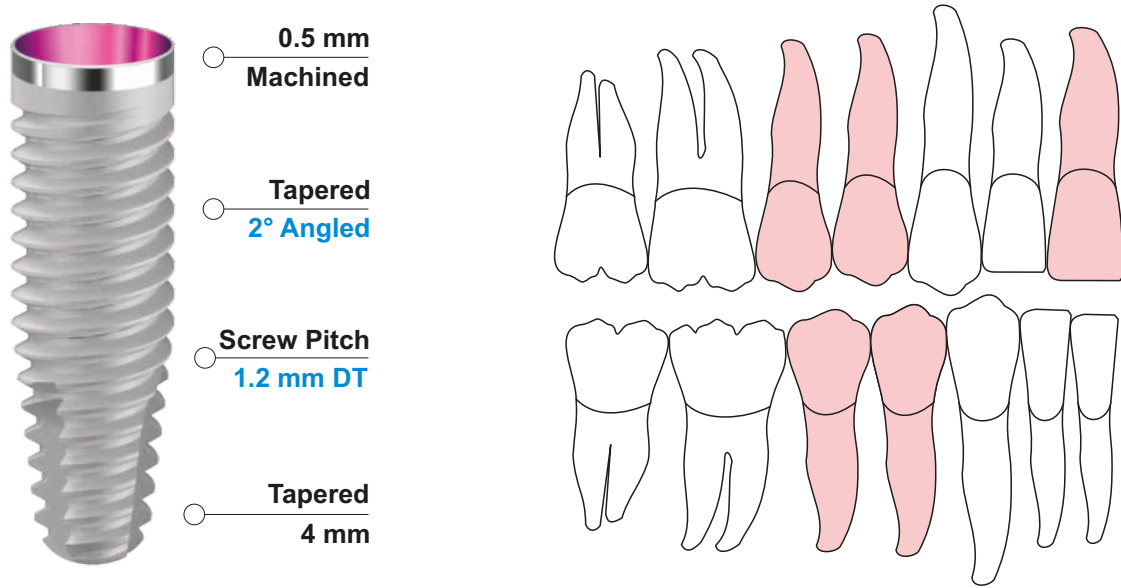


IMPIANTO
SENZA MOUNTER
MOUNTERLESS

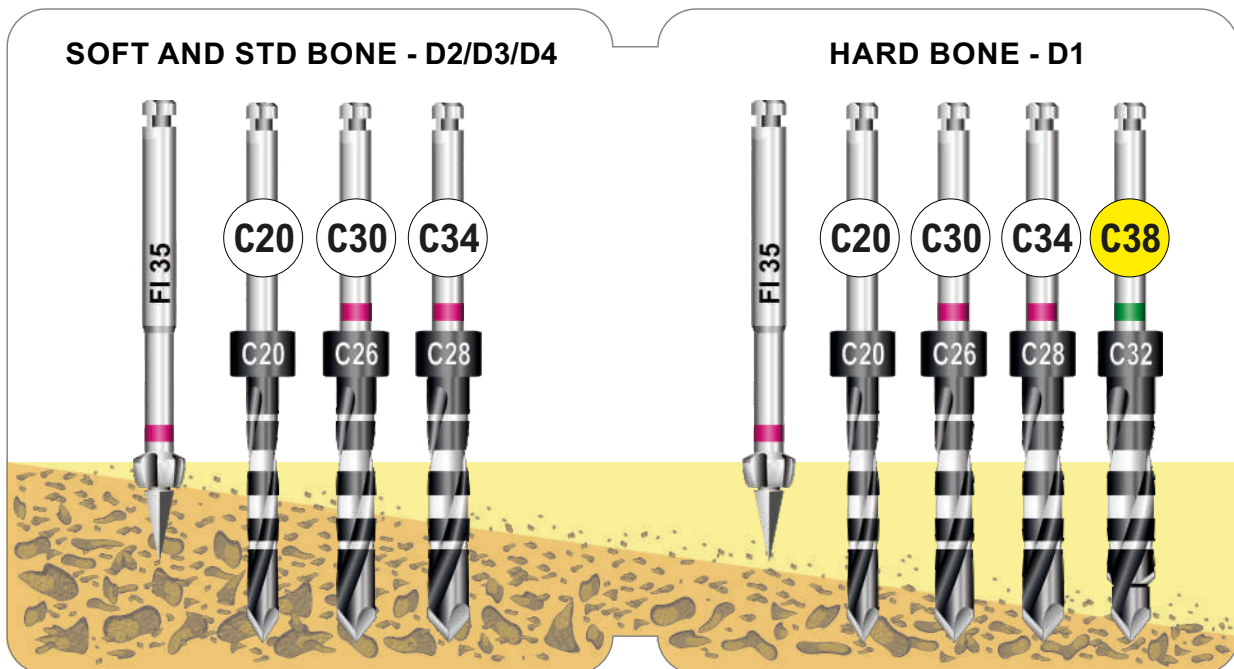
ES 34-P

NARROW S-PLATINUM
conical connection 12° - full treatment

SPEEDY SHAPE



CODE	IMPLANT	LENGTH	NECK	APEX
ES 3408 P	Ø 3.4	8.5 mm	Ø 3.5	Ø 1.8
ES 3410 P	Ø 3.4	10 mm	Ø 3.5	Ø 1.8
ES 3411 P	Ø 3.4	11.5 mm	Ø 3.5	Ø 1.8
ES 3413 P	Ø 3.4	13 mm	Ø 3.5	Ø 1.8
ES 3415 P	Ø 3.4	15 mm	Ø 3.5	Ø 1.8

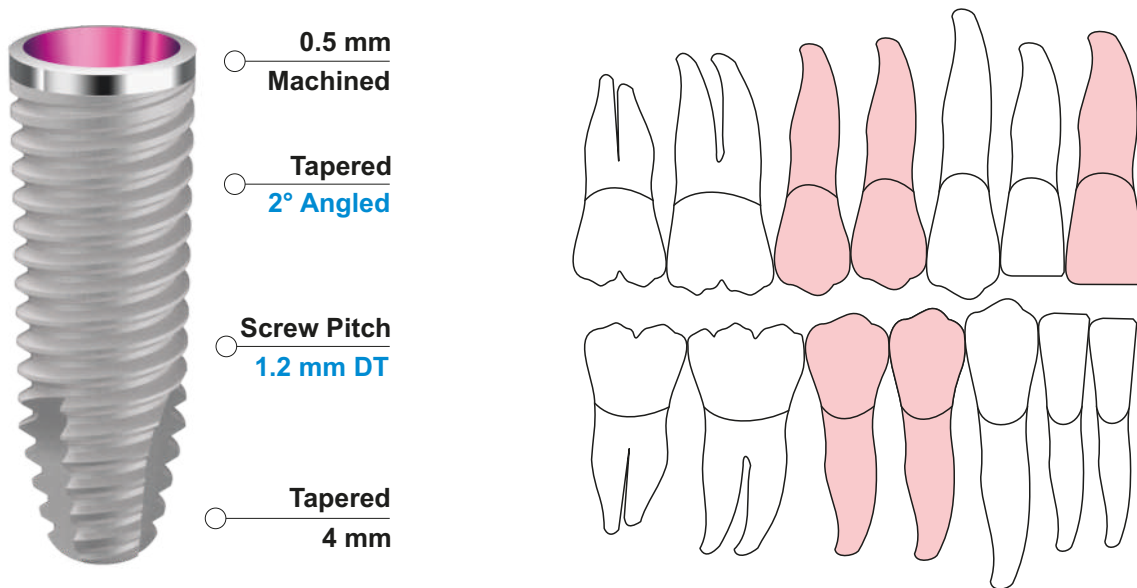


NARROW S - PLATINUM

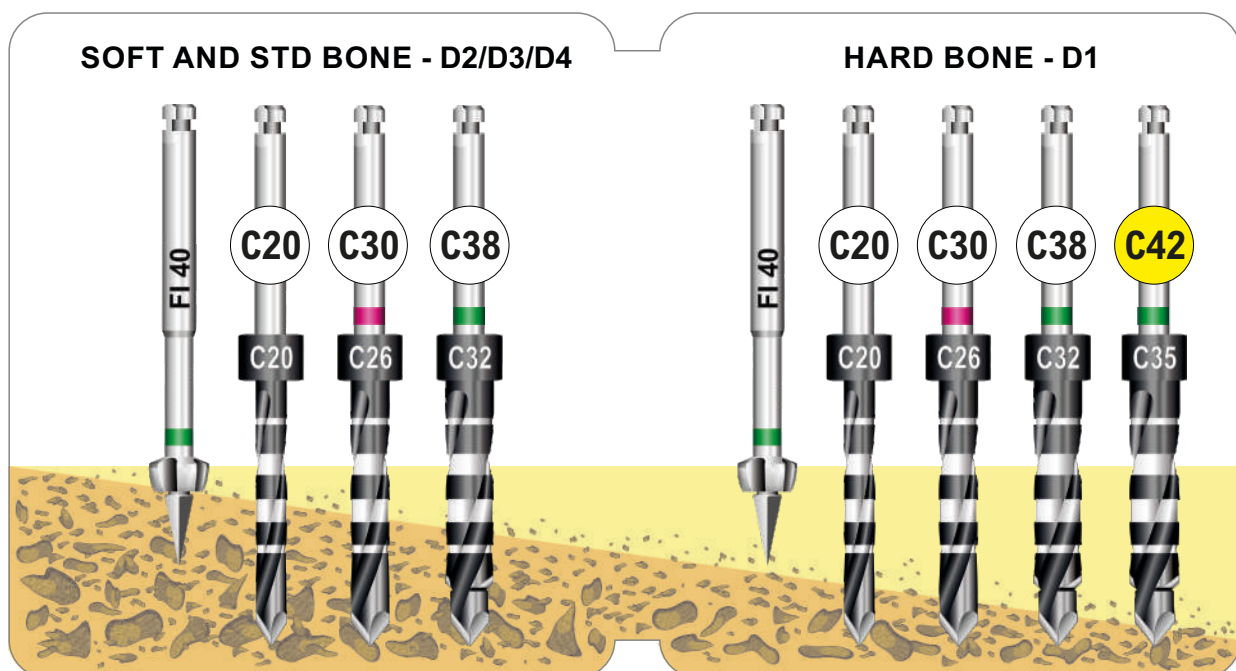
conical connection 12° - full treatment

ES 38-P

ACTIVE BLADE SHAPE



CODE	IMPLANT	LENGTH	NECK	APEX
ES 3808 P	Ø 3.8	8.5 mm	Ø 3.8	Ø 2.0
ES 3810 P	Ø 3.8	10 mm	Ø 3.8	Ø 2.0
ES 3811 P	Ø 3.8	11.5 mm	Ø 3.8	Ø 2.0
ES 3813 P	Ø 3.8	13 mm	Ø 3.8	Ø 2.0
ES 3815 P	Ø 3.8	15 mm	Ø 3.8	Ø 2.0



CONICAL CONNECTION

NARROW PLATINUM

NARROW PROSTHETICS



narrow CCP prosthetics

20Ncm 



Pilastro di Guarigione - Titanio Gr. 5 - Anodizzato

Healing Abutment - Titanium Gr. 5 - Anodized

IP 3HA3-P H 3 mm - Conical Gingival Profile

IP 3HA4-P H 4 mm - Conical Gingival Profile

IP 3HA5-P H 5 mm - Conical Gingival Profile

DMX 1/2 [Toronto Abutment Torx Driver](#)

Analogo per Laboratorio - Titanio Gr. 5 - Anodizzato

Laboratory Analog - Titanium Gr. 5 - Anodized



IP 3AL-P H 12 mm - Universal Shape

25Ncm 



Moncone UCLA Cobalto Cromo - CoCr

UCLA Abutment Cobalt Chrome - CoCr

IP 3CCA-P Antirotation Hex - Conical Gingival Profile H1,5mm

IP 3CCR-P Rotating - Conical Gingival Profile H1,5mm

SP VIT33 Vite di Ricambio - Spare Screw

DMX 1/2 [Toronto Abutment Torx Driver](#)

25Ncm 



Moncone Titanio Diritto - Titanio Gr. 5

Straight Titanium Abutment - Titanium Gr. 5

IP 3ST1-P 0° - Straight - Conical Gingival Profile H1.5mm

IP 3ST3-P 0° - Straight - Conical Gingival Profile H3.0mm

IP 3ST4-P 0° - Straight - Conical Gingival Profile H4.0mm

SP VIT33 Vite di Ricambio - Spare Screw

DMX 1/2 [Toronto Abutment Torx Driver](#)

25Ncm 



Moncone Titanio Preangolato 15° - Titanio Gr. 5

15° Angled Titanium Abutment - Titanium Gr. 5

IP 3AT151-P 15° - Angled - Conical Gingival Profile H1.5mm

IP 3AT153-P 15° - Angled - Conical Gingival Profile H3.0mm

IP 3AT154-P 15° - Angled - Conical Gingival Profile H4.0mm

SP VIT33 Vite di Ricambio - Spare Screw

DMX 1/2 [Toronto Abutment Torx Driver](#)

narrow CCP prosthetics

Moncone Titanio Preangolato 25° - Titanio Gr. 5

25° Angled Titanium Abutment - Titanium Gr. 5

IP 3AT251-P 25° - Angled - Conical Gingival Profile H1.5mm

IP 3AT253-P 25° - Angled - Conical Gingival Profile H3.0mm

IP 3AT254-P 25° - Angled - Conical Gingival Profile H4.0mm

SP VIT33 Vite di Ricambio - Spare Screw

DMX 1/2 Toronto Abutment Torx Driver



Pilastro Temporaneo da Incollaggio Antirrotazione - Ti Gr. 5

Antirotation Hex Temporary Glueing Abutment - Ti Gr. 5

IP 3TA1-P Antirotation Hex - Standard Gingival Profile H 1.5mm

IP 3TA3-P Antirotation Hex - Standard Gingival Profile H 3.0mm

SP VIT33 Vite di Ricambio - Spare Screw

DMX 1/2 Toronto Abutment Torx Driver



Pilastro Temporaneo da Incollaggio Rotante - Titanio Gr. 5

Rotating Temporary Glueing Abutment - Titanium Gr. 5

IP 3TR1-P Rotating - Conical Gingival Profile H 1.5mm

IP 3TR3-P Rotating - Conical Gingival Profile H 3.0mm

SP VIT33 Vite di Ricambio - Spare Screw

DMX 1/2 Toronto Abutment Torx Driver



Pilastro per Overdenture - Titanio Gr. 5 - PVD TiN

Overdenture Abutment - Titanium Gr. 5 - PVD TiN

IP 3BA1-P H 1 mm - Conical Gingival Profile - NORMO

IP 3BA2-P H 2 mm - Conical Gingival Profile - NORMO

IP 3BA3-P H 3 mm - Conical Gingival Profile - NORMO

IP 3BA4-P H 4 mm - Conical Gingival Profile - NORMO

DMX 1/2 Toronto Abutment Torx Driver

 25Ncm



Transfer per impronta Pick Up - Titanio Gr. 5

Pick Up Impression Coping - Titanium Gr. 5

IP 3IA1-P H 12mm - Internal Hexagon H1.5mm


IP 3IA3-P H 12mm - Internal Hexagon H3.0mm

IP 3IA4-P H 12mm - Internal Hexagon H4.0mm

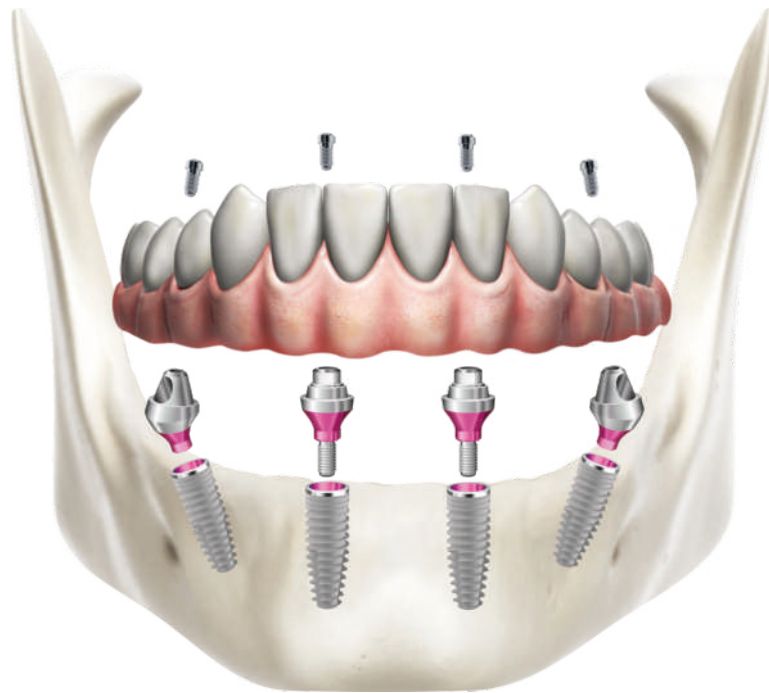
SP VITL33 Vite di Ricambio - Spare Screw

DMX 1/2 Toronto Abutment Torx Driver

25Ncm 



toronto narrow CCP prosthetics



25Ncm 



Pilastro Toronto Dritto - Titanio Gr. 5

Toronto Straight Abutment - Titanium Gr. 5

IP 3MS2-P H 2.0 mm - Standard Gingival Profile


IP 3MS3-P H 3.0 mm - Standard Gingival Profile

IP 3MS4-P H 4.0 mm - Standard Gingival Profile

DCDM

Toronto Straight Abutment Driver

25Ncm 



Pilastro Toronto Angolato 17° - Titanio Gr. 5

Toronto 17° Angled Abutment - Titanium Gr. 5


IP 3MA172-P 17° - H 2 mm - Standard Gingival Profile

IP 3MA173-P 17° - H 3 mm - Standard Gingival Profile

DMX 1/2

Toronto Abutment Torx Driver

25Ncm 



Pilastro Toronto Angolato 30° - Titanio Gr. 5

Toronto 30° Angled Abutment - Titanium Gr. 5

IP 3MA303-P 30° - H 3 mm - Standard Gingival Profile

IP 3MA304-P 30° - H 4 mm - Standard Gingival Profile

DMX 1/2

Toronto Abutment Torx Driver

toronto narrow CCP prosthetics

Pilastro Temporaneo Toronto - Titanio Gr. 5

Toronto Temporary Abutment - Titanium Gr. 5

EP MT Rotating - Bonding Technique - Incollaggio Passivo

EP MT-S Rotating - Welding Technique - Saldatura Intraorale

EP MV Vite di Ricambio Toronto - Toronto Spare Screw

DMX 1/2 Toronto Abutment Torx Driver



Pilastro Calcinabile Toronto - Acrilico

Toronto Castable Abutment - Acrylic

EP MC Rotating - Standard Gingival Profile

EP MV Vite di Ricambio Toronto - Toronto Spare Screw

DMX 1/2 Toronto Abutment Torx Driver



Componenti Toronto - Per Impronta e Modello in Gesso

Toronto Components - For Impression and Gypsum Model

EP MI Toronto Impression Abutment - Transfer Impronta

EP MAL Toronto Analog - Analogo da Laboratorio

EP MVL Vite di Ricambio Toronto - Toronto Spare Screw

DMX 1/2 Toronto Abutment Torx Driver



Pilastro di Guarigione Toronto - PE

Toronto Healing Abutment - PE

EP MHA H 4 mm - Standard Gingival Profile

EP MHA6 H 6 mm - Standard Gingival Profile

DMX 1/2 Toronto Abutment Torx Driver




Viti di Ricambio Toronto - Titanio Gr. 5

Toronto Spare Screws - Titanium Gr. 5

EP MV Prosthetic Spare Screw

EP MVL Impression Spare Screw

DMX 1/2 Toronto Abutment Torx Driver







CONICAL CONNECTION

REGULAR PLATINUM

TAPERED
SHAPE



IK-P

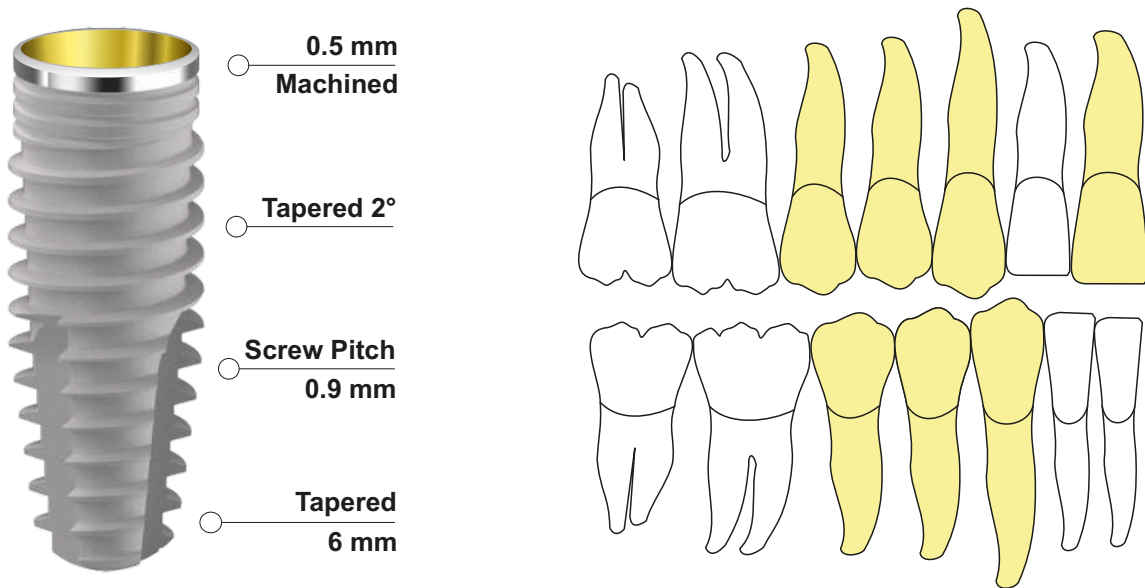


IMPIANTO
SENZA MOUNTER
MOUNTERLESS

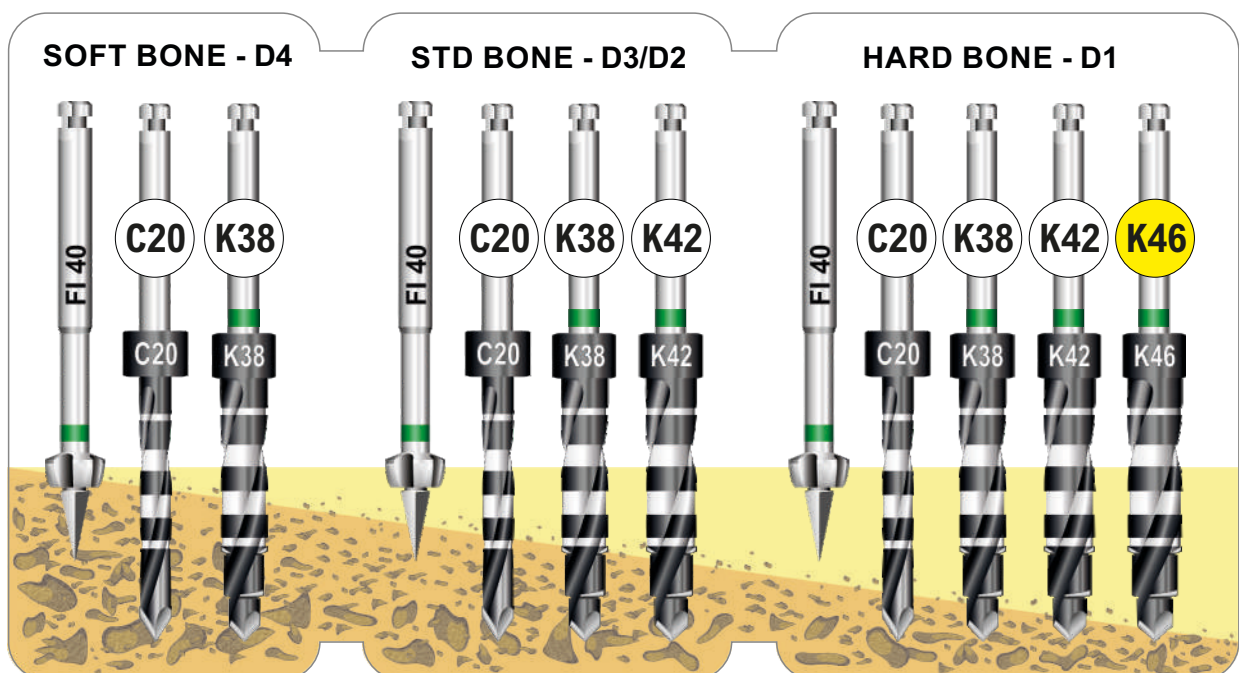
IK 42-P

REGULAR K - PLATINUM
conical connection 12° - full treatment

TAPERED SHAPE




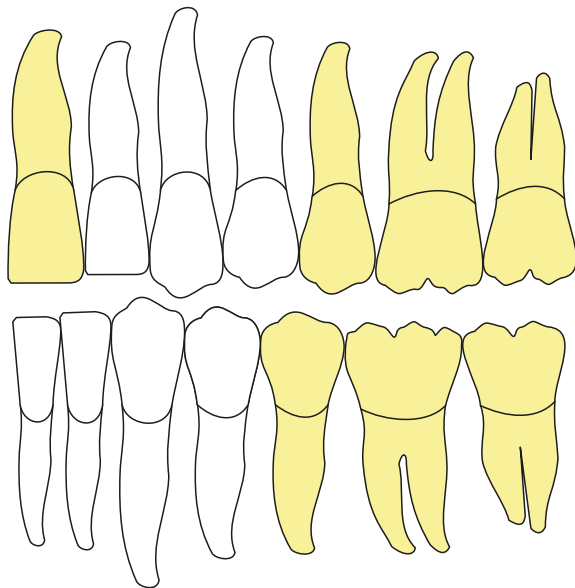
CODE	IMPLANT	LENGTH	NECK	APEX
IK 4207 P	Ø 4.2	7.0 mm	Ø 4.0	Ø 2.2
IK 4208 P	Ø 4.2	8.5 mm	Ø 4.0	Ø 2.2
IK 4210 P	Ø 4.2	10 mm	Ø 4.0	Ø 2.2
IK 4211 P	Ø 4.2	11.5 mm	Ø 4.0	Ø 2.2
IK 4213 P	Ø 4.2	13 mm	Ø 4.0	Ø 2.2
IK 4215 P	Ø 4.2	15 mm	Ø 4.0	Ø 2.2



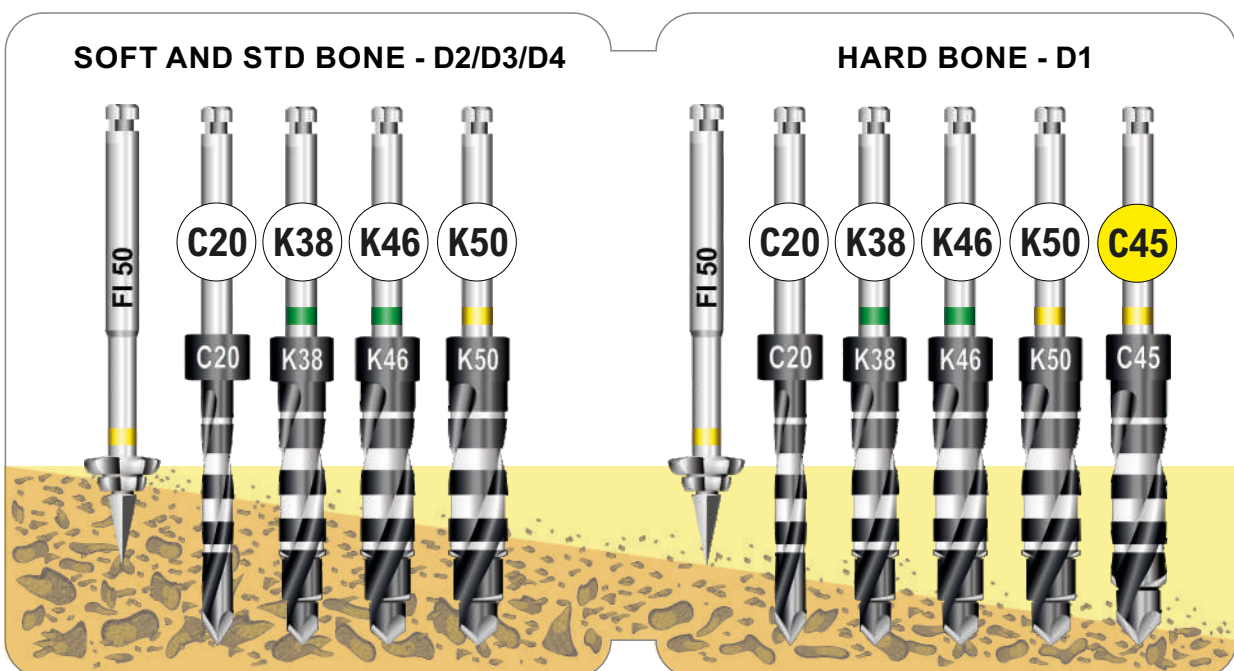
REGULAR K - PLATINUM
conical connection 12° - full treatment

IK 50-P

TAPERED SHAPE



CODE	IMPLANT	LENGTH	NECK	APEX
IK 5007 P	Ø 5.0	7.0 mm	Ø 4.8	Ø 3.3
IK 5008 P	Ø 5.0	8.5 mm	Ø 4.8	Ø 3.3
IK 5010 P	Ø 5.0	10 mm	Ø 4.8	Ø 3.3
IK 5011 P	Ø 5.0	11.5 mm	Ø 4.8	Ø 3.3
IK 5013 P	Ø 5.0	13 mm	Ø 4.8	Ø 3.3

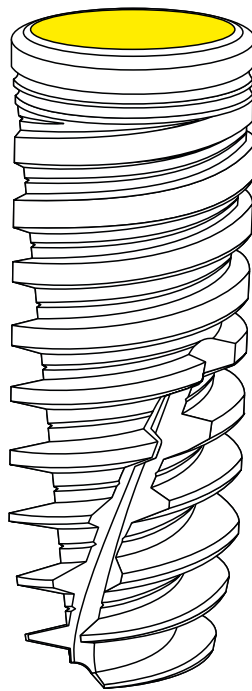




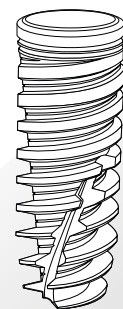
CONICAL CONNECTION

REGULAR PLATINUM

ACTIVE BLADE SHAPE



IA-P

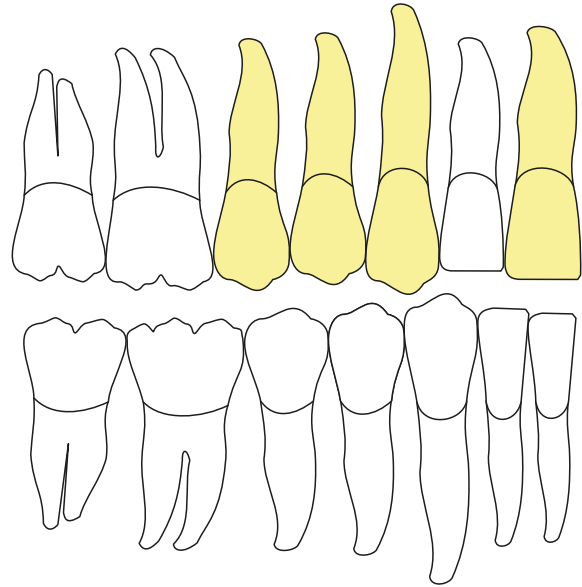


IMPIANTO
SENZA MOUNTER
MOUNTERLESS

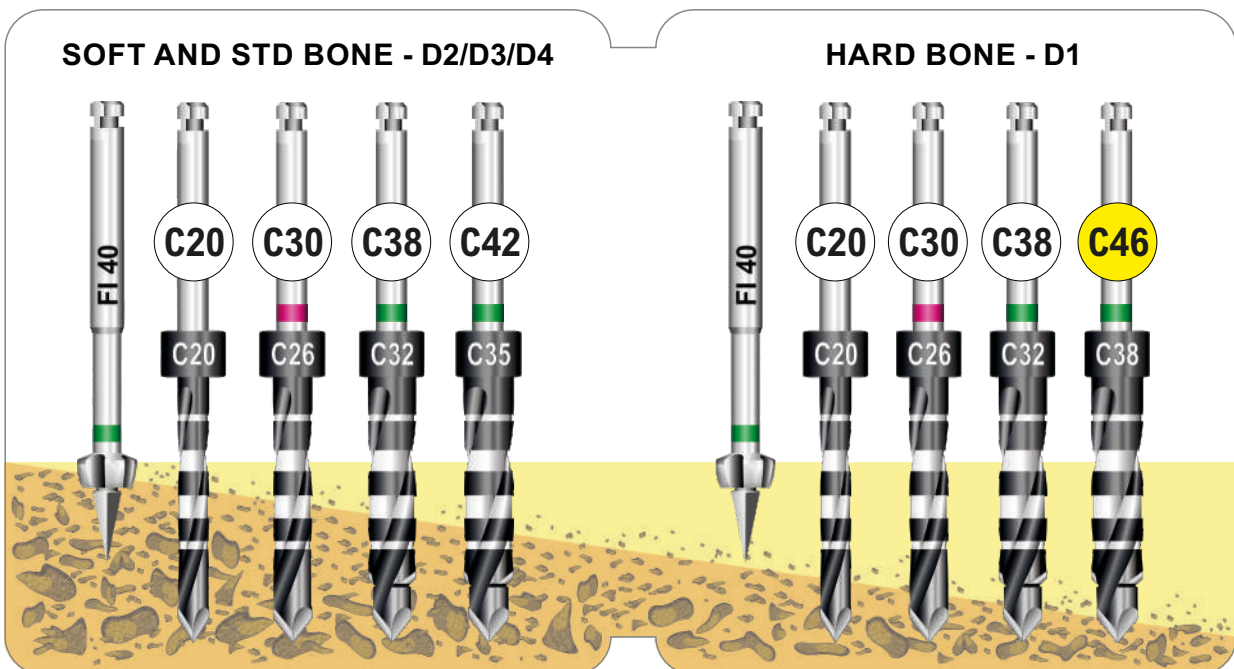
IA 42-P

REGULAR A - PLATINUM
conical connection 12° - full treatment

ACTIVE BLADE SHAPE



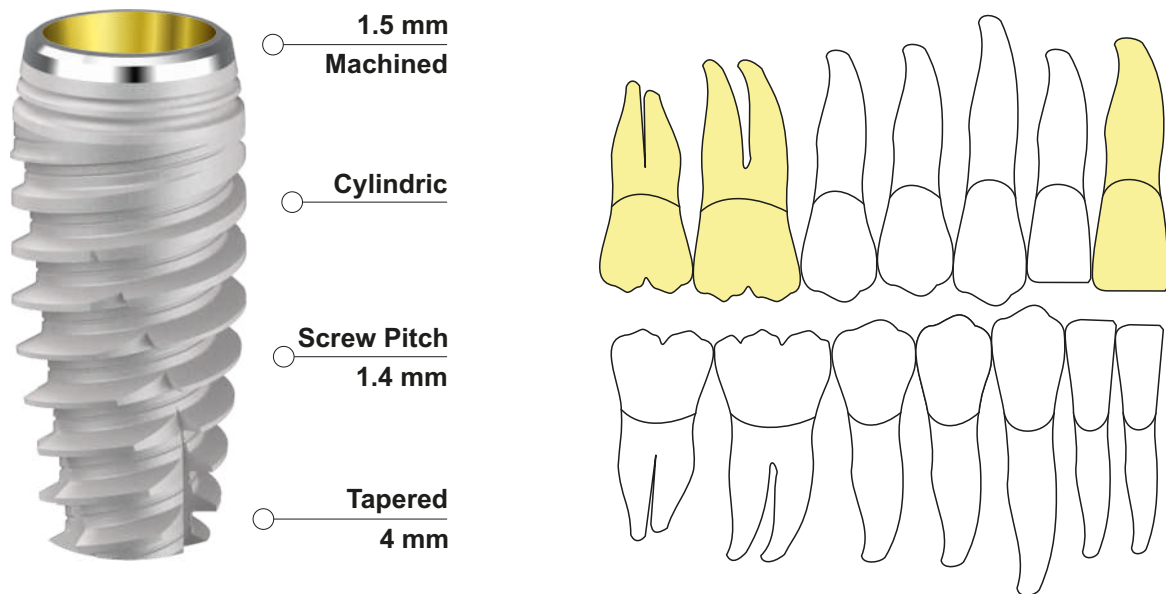
CODE	IMPLANT	LENGTH	NECK	APEX
IA 4208 P	Ø 4.2	8.5 mm	Ø 4.0	Ø 2.2
IA 4210 P	Ø 4.2	10 mm	Ø 4.0	Ø 2.2
IA 4211 P	Ø 4.2	11.5 mm	Ø 4.0	Ø 2.2
IA 4213 P	Ø 4.2	13 mm	Ø 4.0	Ø 2.2
IA 4215 P	Ø 4.2	15 mm	Ø 4.0	Ø 2.2



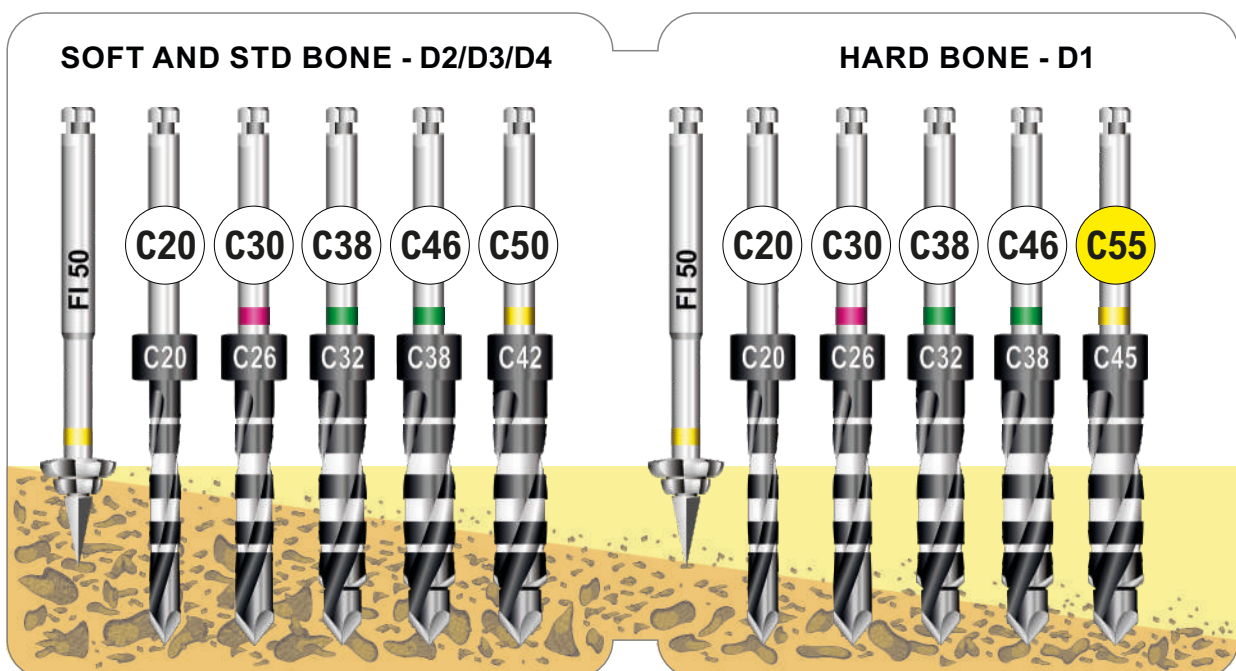
REGULAR A - PLATINUM
conical connection 12° - full treatment

IA 50-P

ACTIVE BLADE SHAPE



CODE	IMPLANT	LENGTH	NECK	APEX
IA 5008 P	Ø 5.0	8.5 mm	Ø 4.8	Ø 3.0
IA 5010 P	Ø 5.0	10 mm	Ø 4.8	Ø 3.0
IA 5011 P	Ø 5.0	11.5 mm	Ø 4.8	Ø 3.0
IA 5013 P	Ø 5.0	13 mm	Ø 4.8	Ø 3.0






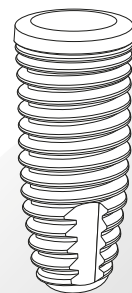
CONICAL CONNECTION

REGULAR PLATINUM

SPEEDY
SHAPE



ES-P

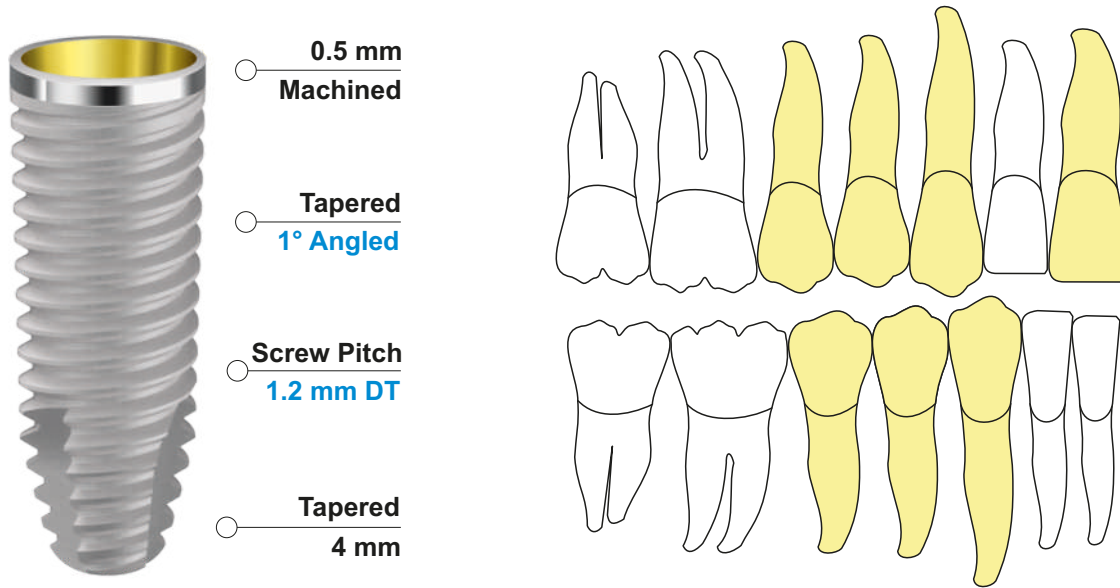


IMPIANTO
SENZA MOUNTER
MOUNTERLESS

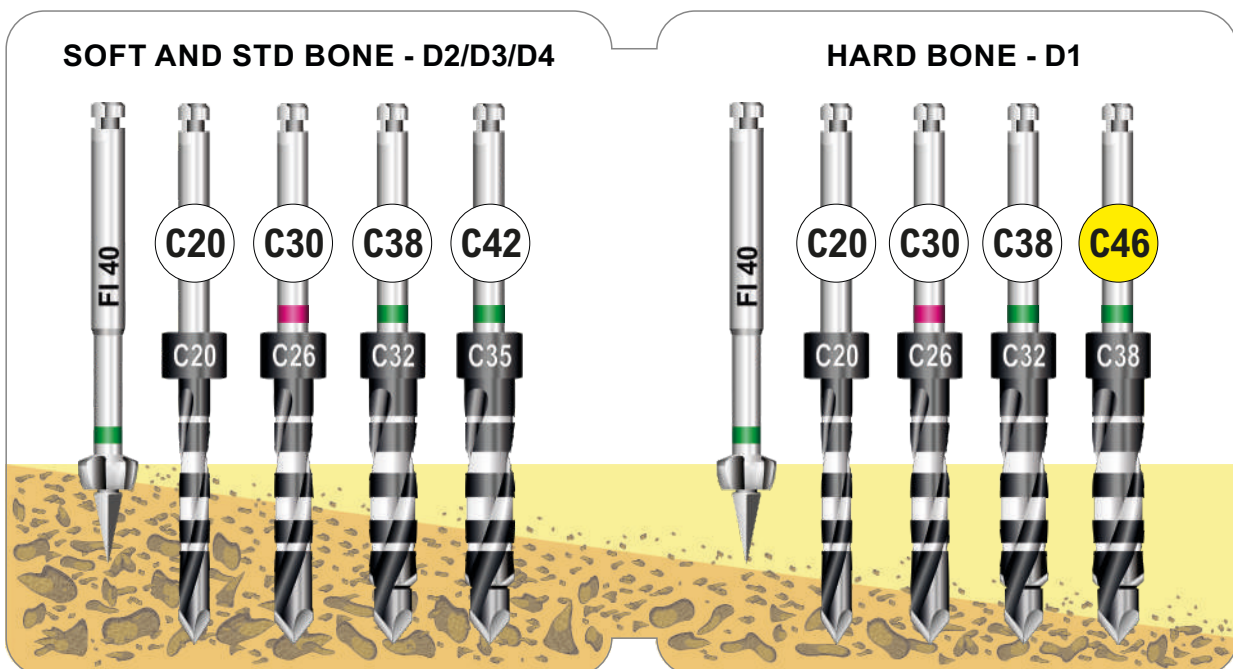
ES 42-P

REGULAR S - PLATINUM
conical connection 12° - full treatment

SPEEDY SHAPE



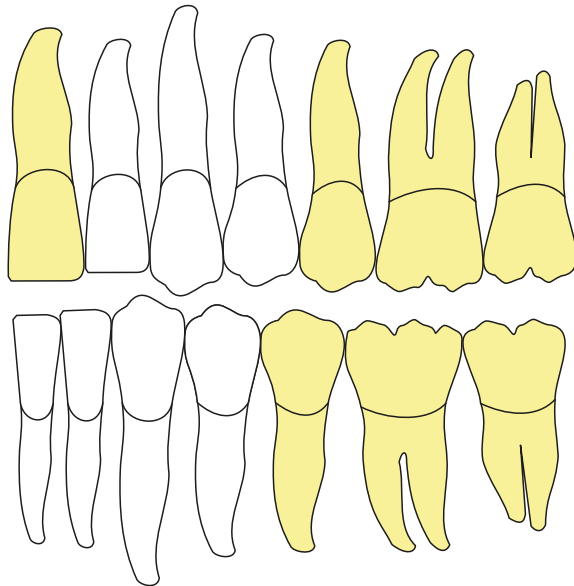
CODE	IMPLANT	LENGTH	NECK	APEX
ES 4208 P	Ø 4.2	8.5 mm	Ø 4.0	Ø 2.2
ES 4210 P	Ø 4.2	10 mm	Ø 4.0	Ø 2.2
ES 4211 P	Ø 4.2	11.5 mm	Ø 4.0	Ø 2.2
ES 4213 P	Ø 4.2	13 mm	Ø 4.0	Ø 2.2
ES 4215 P	Ø 4.2	15 mm	Ø 4.0	Ø 2.2



REGULAR S - PLATINUM
conical connection 12° - full treatment

ES 50-P

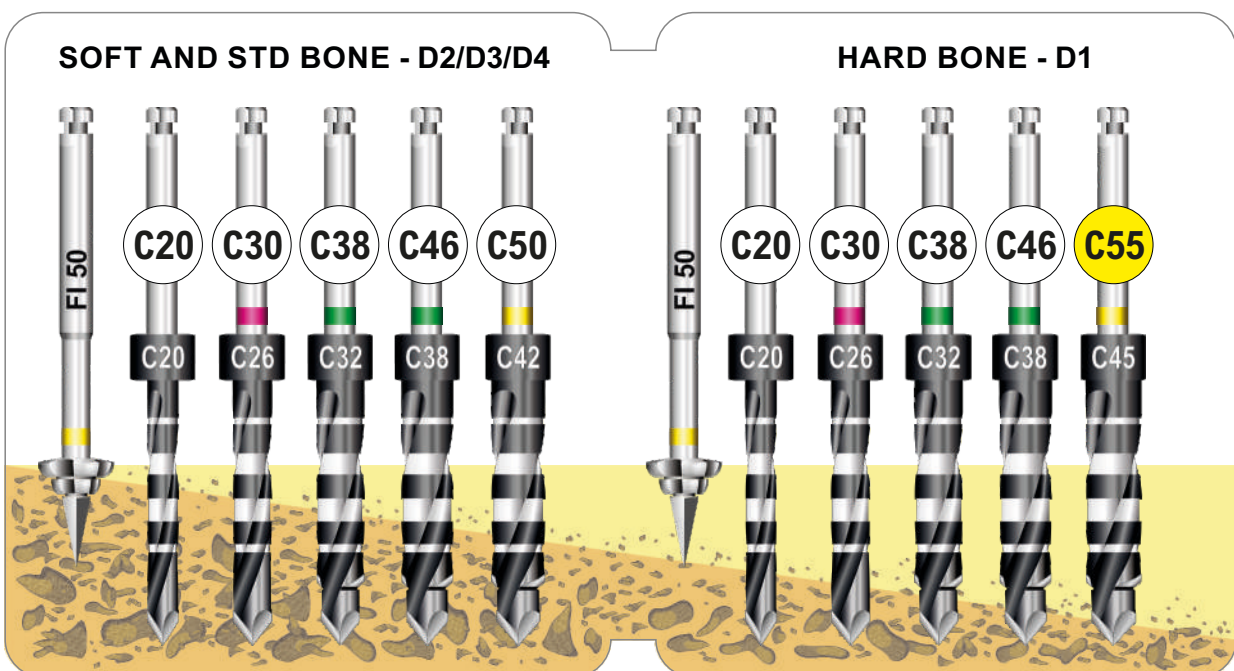
SPEEDY SHAPE



- 0.5 mm Machined
- Tapered 2° Angled
- Screw Pitch 1.6 mm DT
- Tapered 4 mm



CODE	IMPLANT	LENGTH	NECK	APEX
ES 5008 P	Ø 5.0	8.5 mm	Ø 4.8	Ø 3.5
ES 5010 P	Ø 5.0	10 mm	Ø 4.8	Ø 3.5
ES 5011 P	Ø 5.0	11.5 mm	Ø 4.8	Ø 3.5
ES 5013 P	Ø 5.0	13 mm	Ø 4.8	Ø 3.5





CONICAL CONNECTION

REGULAR PLATINUM

REGULAR
PROSTHETICS



regular CCP prosthetics

20Ncm 



Pilastro di Guarigione - Titanio Gr. 5 - Anodizzato

Healing Abutment - Titanium Gr. 5 - Anodized

IP 4HA3-P H 3 mm - Conical Gingival Profile

IP 4HA4-P H 4 mm - Conical Gingival Profile

IP 4HA5-P H 5 mm - Conical Gingival Profile

DMX 1/2

Toronto Abutment Torx Driver


Analogo per Laboratorio - Titanio Gr. 5 - Anodizzato

Laboratory Analog - Titanium Gr. 5 - Anodized



IP 4AL-P H 12 mm - Universal Shape

32Ncm 



Moncone UCLA Cobalto Cromo - CoCr

UCLA Abutment Cobalt Chrome - CoCr

IP 4CCA-P Antirrotation Hex - Conical Gingival Profile H1,5mm

IP 4CCR-P Rotating - Conical Gingival Profile H1,5mm

SP VIT40 Vite di Ricambio - Spare Screw

DMX 1/2

Toronto Abutment Torx Driver

32Ncm 



Moncone Titanio Diritto - Titanio Gr. 5

Straight Titanium Abutment - Titanium Gr. 5

IP 4ST1-P 0° - Straight - Conical Gingival Profile H1.5mm

IP 4ST3-P 0° - Straight - Conical Gingival Profile H3.0mm

IP 4ST4-P 0° - Straight - Conical Gingival Profile H4.0mm

SP VIT40 Vite di Ricambio - Spare Screw

DMX 1/2

Toronto Abutment Torx Driver

32Ncm 



Moncone Titanio Preangolato 15° - Titanio Gr. 5

15° Angled Titanium Abutment - Titanium Gr. 5

IP 4AT151-P 15° - Angled - Conical Gingival Profile H1.5mm

IP 4AT153-P 15° - Angled - Conical Gingival Profile H3.0mm

IP 4AT154-P 15° - Angled - Conical Gingival Profile H4.0mm

SP VIT40 Vite di Ricambio - Spare Screw

DMX 1/2

Toronto Abutment Torx Driver

regular CCP prosthetics

Moncone Titanio Preangolato 25° - Titanio Gr. 5

25° Angled Titanium Abutment - Titanium Gr. 5

IP 4AT251-P 25° - Angled - Conical Gingival Profile H1.5mm

IP 4AT253-P 25° - Angled - Conical Gingival Profile H3.0mm

IP 4AT254-P 25° - Angled - Conical Gingival Profile H4.0mm

SP VIT40 Vite di Ricambio - Spare Screw

DMX 1/2 Toronto Abutment Torx Driver



Pilastro Temporaneo da Incollaggio Antirotazione - Ti Gr. 5

Antirotation Hex Temporary Glueing Abutment - Ti Gr. 5

IP 4TA1-P Antirotation Hex - Standard Gingival Profile H 1.5mm

IP 4TA3-P Antirotation Hex - Standard Gingival Profile H 3.0mm

SP VIT40 Vite di Ricambio - Spare Screw

DMX 1/2 Toronto Abutment Torx Driver



Pilastro Temporaneo da Incollaggio Rotante - Titanio Gr. 5

Rotating Temporary Glueing Abutment - Titanium Gr. 5

IP 4TR1-P Rotating - Conical Gingival Profile H 1.5mm

IP 4TR3-P Rotating - Conical Gingival Profile H 3.0mm

SP VIT40 Vite di Ricambio - Spare Screw

DMX 1/2 Toronto Abutment Torx Driver



Pilastro per Overdenture - Titanio Gr. 5 - PVD TiN

Overdenture Abutment - Titanium Gr. 5 - PVD TiN

IP 4BA1-P H 1 mm - Conical Gingival Profile - NORMO

IP 4BA2-P H 2 mm - Conical Gingival Profile - NORMO

IP 4BA3-P H 3 mm - Conical Gingival Profile - NORMO

IP 4BA4-P H 4 mm - Conical Gingival Profile - NORMO

DMX 1/2 Toronto Abutment Torx Driver

 32Ncm



Transfer per impronta Pick Up - Titanio Gr. 5

Pick Up Impression Coping - Titanium Gr. 5

IP 4IA1-P H 12mm - Internal Hexagon H1.5mm


IP 4IA3-P H 12mm - Internal Hexagon H3.0mm

IP 4IA4-P H 12mm - Internal Hexagon H4.0mm

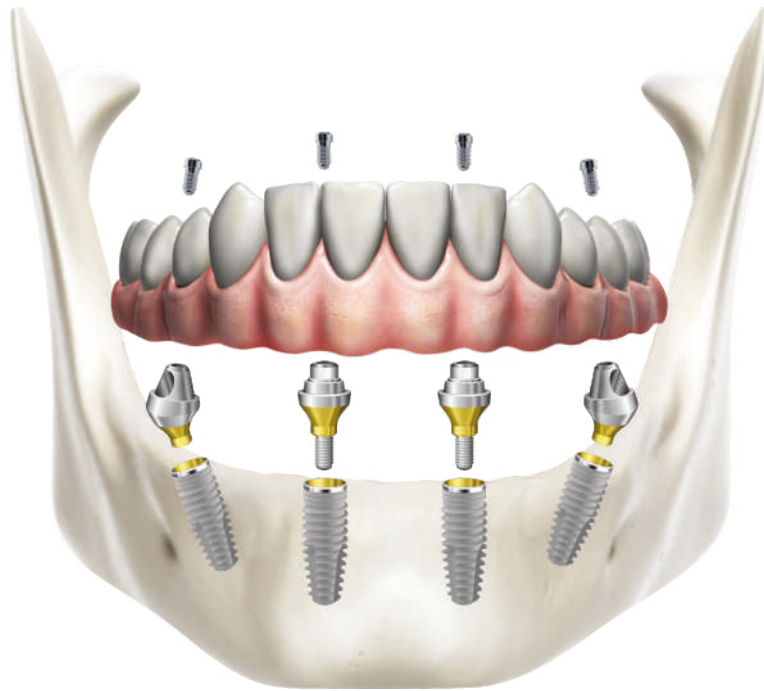
SP VITL40 Vite di Ricambio - Spare Screw

DMX 1/2 Toronto Abutment Torx Driver

25Ncm 



toronto regular CCP prosthetics



32Ncm 



Pilastro Toronto Diritto - Titanio Gr. 5

Toronto Straight Abutment - Titanium Gr. 5

IP 4MS2-P H 2.0 mm - Standard Gingival Profile


IP 4MS3-P H 3.0 mm - Standard Gingival Profile

IP 4MS4-P H 4.0 mm - Standard Gingival Profile

DCDM

[Toronto Straight Abutment Driver](#)

32Ncm 



Pilastro Toronto Angolato 17° - Titanio Gr. 5

Toronto 17° Angled Abutment - Titanium Gr. 5

IP 4MA172-P 17° - H 2 mm - Standard Gingival Profile

IP 4MA173-P 17° - H 3 mm - Standard Gingival Profile


EP VITMA

Vite di Ricambio Toronto - Toronto Spare Screw

DMX 1/2

[Toronto Abutment Torx Driver](#)

32Ncm 



Pilastro Toronto Angolato 30° - Titanio Gr. 5

Toronto 30° Angled Abutment - Titanium Gr. 5

IP 4MA303-P 30° - H 3 mm - Standard Gingival Profile

IP 4MA304-P 30° - H 4 mm - Standard Gingival Profile

DMX 1/2

[Toronto Abutment Torx Driver](#)

toronto regular CCP prosthetics

Pilastro Temporaneo Toronto - Titanio Gr. 5

Toronto Temporary Abutment - Titanium Gr. 5

EP MT Rotating - Bonding Technique - Incollaggio Passivo

EP MT-S Rotating - Welding Technique - Saldatura Intraorale

EP MV Vite di Ricambio Toronto - Toronto Spare Screw

DMX 1/2 Toronto Abutment Torx Driver



Pilastro Calcinabile Toronto - Acrilico

Toronto Castable Abutment - Acrylic

EP MC Rotating - Standard Gingival Profile

EP MV Vite di Ricambio Toronto - Toronto Spare Screw

DMX 1/2 Toronto Abutment Torx Driver



Componenti Toronto - Per Impronta e Modello in Gesso

Toronto Components - For Impression and Gypsum Model

EP MI Toronto Impression Abutment - Transfer Impronta

EP MAL Toronto Analog - Analogo da Laboratorio

EP MVL Vite di Ricambio Toronto - Toronto Spare Screw

DMX 1/2 Toronto Abutment Torx Driver



Pilastro di Guarigione Toronto - PE

Toronto Healing Abutment - PE

EP MHA H 4 mm - Standard Gingival Profile

EP MHA6 H 6 mm - Standard Gingival Profile

DMX 1/2 Toronto Abutment Torx Driver




Viti di Ricambio Toronto - Titanio Gr. 5

Toronto Spare Screws - Titanium Gr. 5

EP MV Prosthetic Spare Screw

EP MVL Impression Spare Screw


DMX 1/2 Toronto Abutment Torx Driver




UNI-Q-MUA

ONE PIECE TRANSGINGIVAL IMPLANT

UNI-Q-MUA TAPERD SHAPE



MMF



IMPIANTO
CON MOUNTER
WITH MOUNTER

UNI-Q-MUA


3 TREATMENT SURFACE




PVD TiN



Machined



DAE



DAE

Bone healing around titanium and titanium nitride-coated dental implants with three surfaces: an experimental study in rats. Scarano A, Piattelli M, Vrespa G, Petrone G, Iezzi G, Piattelli A. - Clin Implant Dent Relat Res. 2003

Bacterial adhesion on titanium nitride-coated and uncoated implants: an in vivo human study. Scarano A, Piattelli M, Vrespa G, Caputi S, Piattelli A. - J Oral Implant. 2003

Cytocompatibility of implants coated with titanium nitride and zirconium nitride. Prachar P, Bartakova S, Brezina V, Cvrcek L, Vanek J. - Bratisl Lek Listy. 2015

Evaluation of antibacterial activity and osteoblast-like cell viability of TiN, ZrN and (Ti1-xZrx)N coating on titanium. Ji MK, Park SW, Lee K, Kang IC, Yun KD, Kim HS, Lim Hp. - J Adv Prosthodont. 2015

Surface properties correlated with the human gingival fibroblasts attachment on various materials for implant abutments: a multiple regression analysis. Kim YS1, Shin SY, Moon SK, Yang SM. - Acta Odontol Scand. 2015

Machined and sandblasted human dental implants retrieved after 5 years: a histologic and histomorphometric analysis of three cases. Iezzi G, Vantaggiato G, Shibli JA, Fiera E, Falco A, Piattelli A, Perrotti V. - Quintessence Int. 2012

Polyspecies biofilm formation on implant surfaces with different surface characteristics. Schmidlin PR, Müller P, Attin T, Wieland M, Hofer D, Guggenheim B. - J Appl Oral Sci. 2013

Red blood cell and platelet interactions with titanium implant surfaces. Park JY, Davies JE. - Clin Oral Implants Res. 2000

Surface chemistry effects of topographic modification of titanium dental implant surfaces. 2: In vitro experiments. Morra M, Cassinelli C, Bruzzone G, et al. - Int J Oral and Maxillofac Implants 2003

Surface microtopography regulates osteointegration: the role of implant surface microtopography in osteointegration. Schwartz Z1, Nasazky E, Boyan BD. - 2005

A new chemical etching process to improve endosseous implant osseointegration: in vitro evaluation on human osteoblast-like cells. Giordano C, Sandrini E, Busini V, Chiesa R, Fumagalli G, Giavaresi G, Fini M, Giardino R, Cigada A. - Int J Artif Organs. 2006

Enhancing surface free energy and hydrophilicity through chemical modification of microstructured titanium implant surfaces. Morra M, Volpe CD, Siboni S, by F, Rupp, L, Scheideler, N, Olshanska, M, de Wild, M, Wieland, J, Geis-Gerstorfer. - J Biomed Mater Res A. 2006

Assessing double Acid-etched implants submitted to orthodontic forces and used as prosthetic anchorages in partially edentulous patients. De Cravero Marta R1, Carlos J. - Open Dent J. 2008.

Mechanical stability of immediately loaded implants with various surfaces and designs: a pilot study in dogs. Neugebauer J, Weinländer M, Lekovic V, von Berg KH, Zoeller JE. Int J Oral Maxillofac Implants. 2009

Influence of implant shape, surface morphology, surgical technique and bone quality on the primary stability of dental implants. Elias CN1, Rocha FA, Nascimento AL, Coelho PG. - J Mech Behav Biomed Mater. 2012

Early-loaded laser-sintered versus acid-etched one-piece dental implants for mandibular premolars replacement: a preliminary study. El-Gammal M1, Ghoneem N, Tawfik H, Madina MA, Fadhil ON, Maria OM. Implant Dent. 2014

Dual-etched implants loaded after 1- and 2-month healing periods: a histologic comparison in baboons. Vermino AR, Kohles SS, Holt RA Jr, Lee HM, Caudill RF, Kenealy JN. Int J Periodontics Restorative Dent 2002

Early endosseous integration enhanced by dual acid etching of titanium: a torque removal study in the rabbit. Klokkevold P, Johnson P, Dadgostari S, Caputo A, Davies JE, Nishimura R. Clin Oral Implants Res 2001

3 TRATTAMENTI DI SUPERFICIE

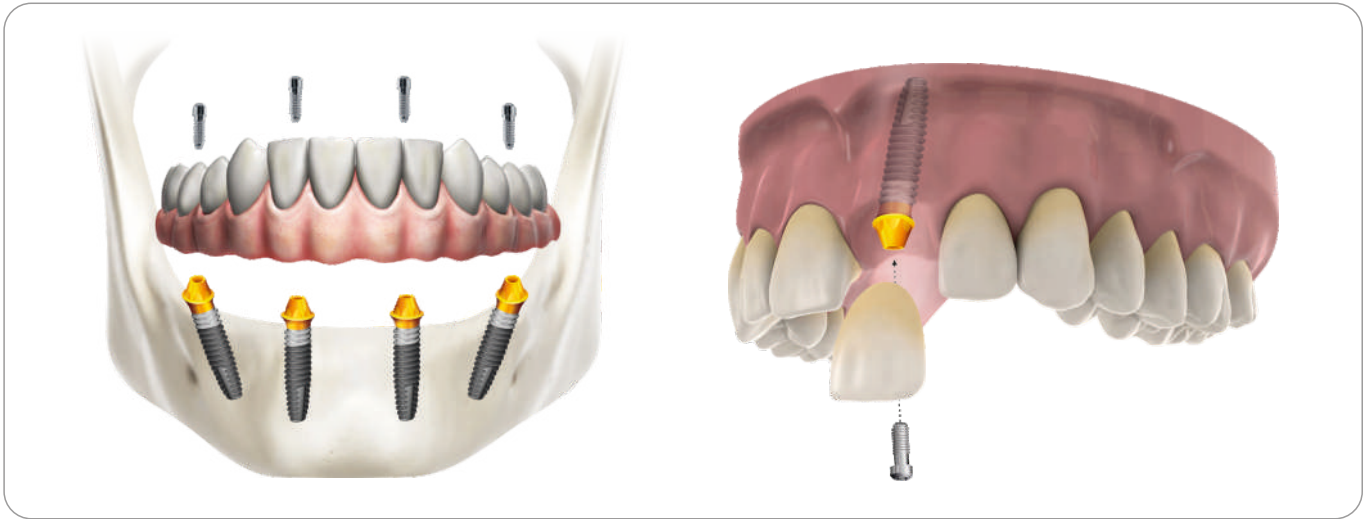
1) Rivestimento transgingivale e protesico in PVD TiN - *Maggiore resistenza meccanica all'usura, proprietà antibatteriche, riduzione dell'adesione del biofilm batterico.*

2) Superficie Ibrida Macchinata per 1.5mm - *Riduzione dell'adesione del biofilm batterico per il controllo delle perimplantiti.*

3) Superficie Doppia Acidificazione DAE - *Incremento della superficie, rimozione dei microdifetti ed uniformazione, incremento dell'idrofilia superficiale, incremento dell'adesione dei ponti di fibrina, idealizzazione del substrato per l'adesione cellulare, attivazione della comunicazione topografica per l'espressione genica cellulare/osteoblastica, incremento dell'attività antibatterica bio-elettrica.*

UNI-Q-MUA

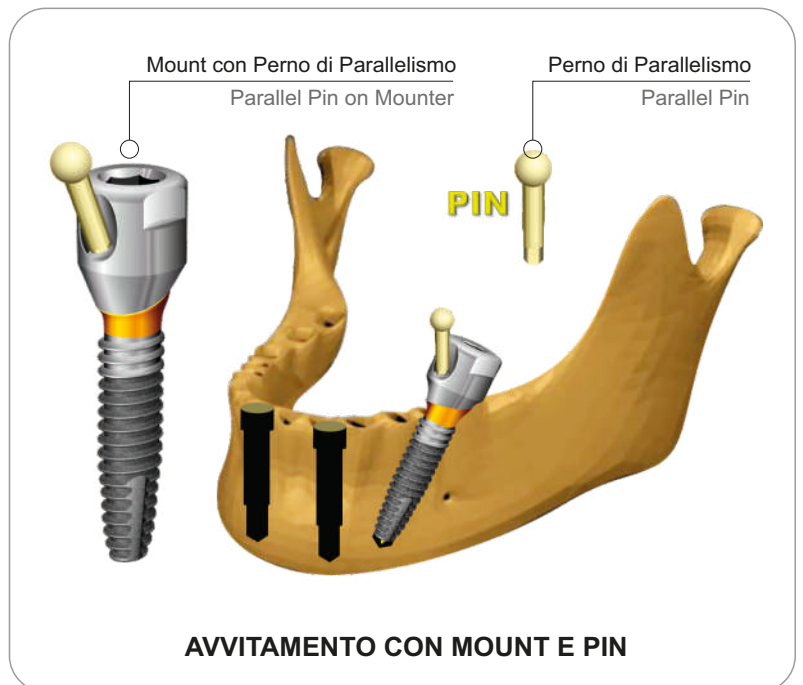
TORONTO PROSTHETICS - BRIDGES AND CROWNS



UNI-Q-MUA 2.0

Evoluzione del progetto originale UNI-Q-MUA del 2015, sviluppato e migliorato dal nostro reparto di R&D per un applicazione chirurgica a 360°.

Nato per la realizzazione e semplificazione della protesi tipo Toronto, allarga il suo campo di applicazione alle corone e ponti. Con un collo trans-gengivale di 1,5mm ed una piattaforma protesica anti-rotazionale esagonale, permette il serraggio diretto anche di una singola corona avvitata.

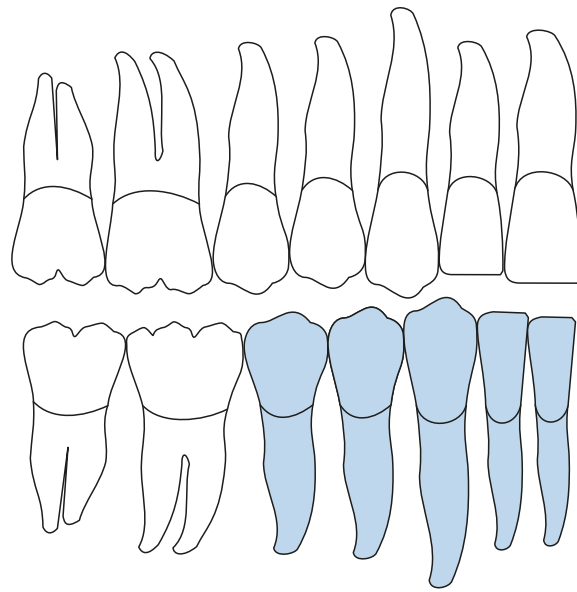


UNI-Q-MUA 2.0

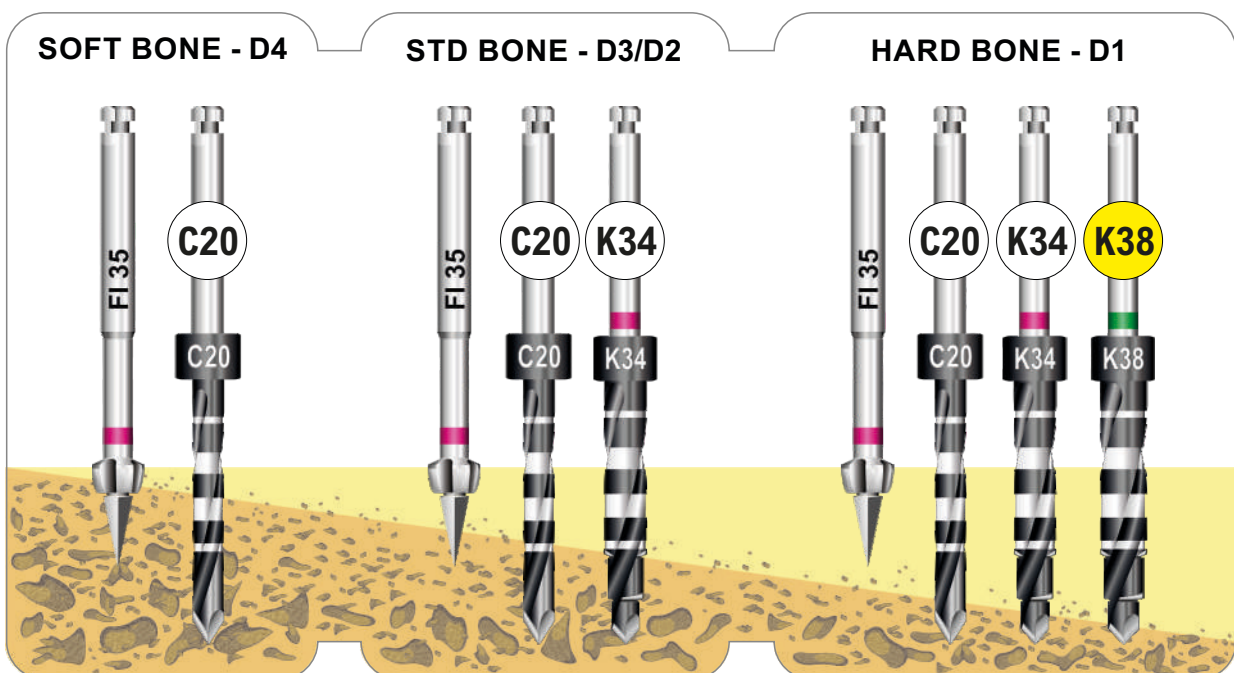
Born for the Toronto-type prosthetics realization and simplification, it extends its application field to crowns and bridges. With a 1.5mm trans-gingival neck and a hexagonal anti-rotational prosthetic platform, it allows direct tightening of even a single screwed crown.

MMFS 34

UNI-Q-MUA straight one piece transgingival implant

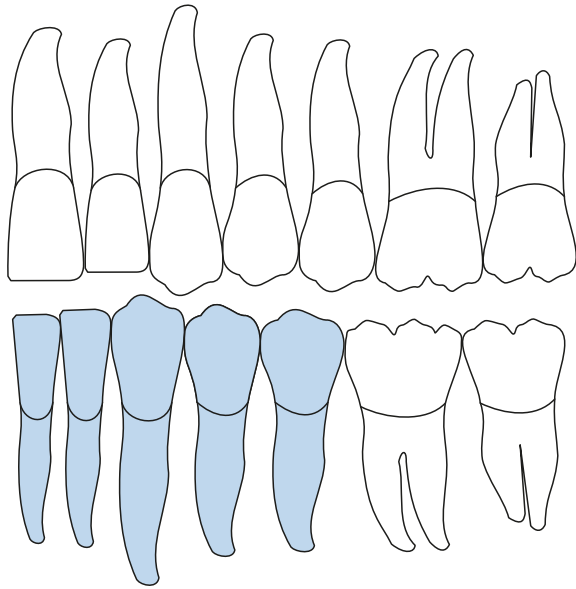


CODE	IMPLANT	LENGTH	PLATFORM	APEX
MMFS 3408	Ø 3.4	8.5 mm	0°	Ø 1.7
MMFS 3410	Ø 3.4	10 mm	0°	Ø 1.7
MMFS 3411	Ø 3.4	11.5 mm	0°	Ø 1.7
MMFS 3413	Ø 3.4	13 mm	0°	Ø 1.7
MMFS 3415	Ø 3.4	15 mm	0°	Ø 1.7



UNI-Q-MUA angled
one piece transgingival implant

MMFA 34



Antirootation Hex


Neck 1.8 - 2.8 mm

Machined
1.5 mm

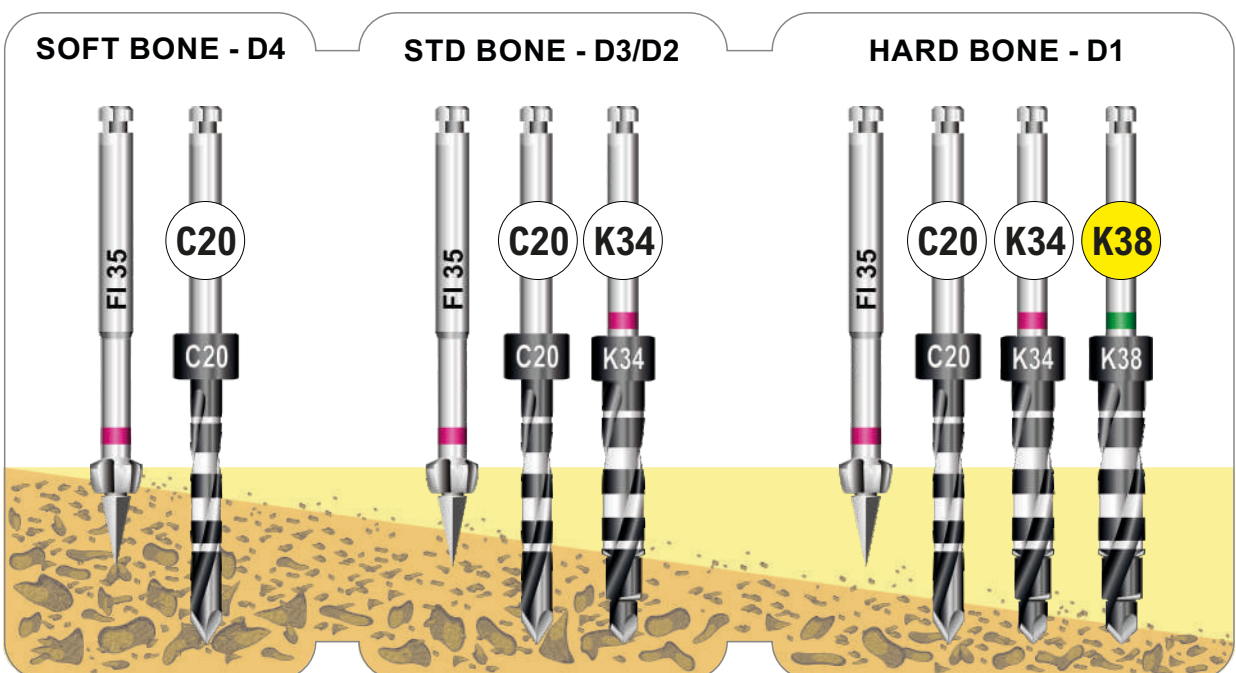
Screw Pitch
0.9 mm

DAE
Surface

Tapered
6 mm

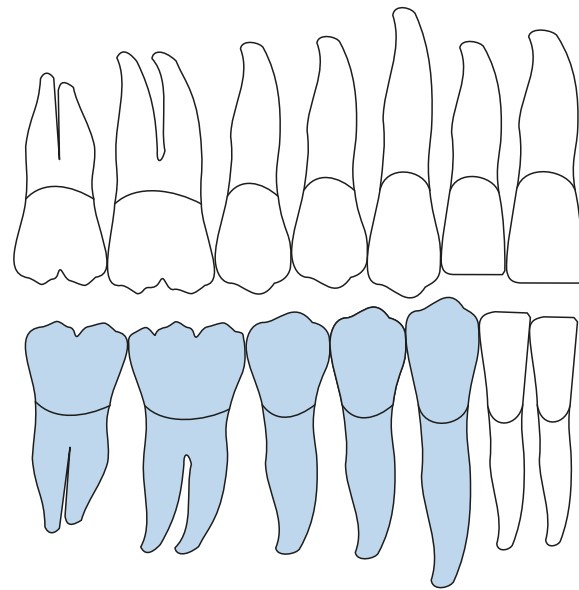


CODE	IMPLANT	LENGTH	PLATFORM	APEX
MMFA 3410-17	Ø 3.4	10 mm	17° ●	Ø 1.7
MMFA 3411-17	Ø 3.4	11.5 mm	17° ●	Ø 1.7
MMFA 3413-17	Ø 3.4	13 mm	17° ●	Ø 1.7
MMFA 3415-17	Ø 3.4	15 mm	17° ●	Ø 1.7
MMFA 3410-32	Ø 3.4	10 mm	32° ●	Ø 1.7
MMFA 3411-32	Ø 3.4	11.5 mm	32° ●	Ø 1.7
MMFA 3413-32	Ø 3.4	13 mm	32° ●	Ø 1.7
MMFA 3415-32	Ø 3.4	15 mm	32° ●	Ø 1.7

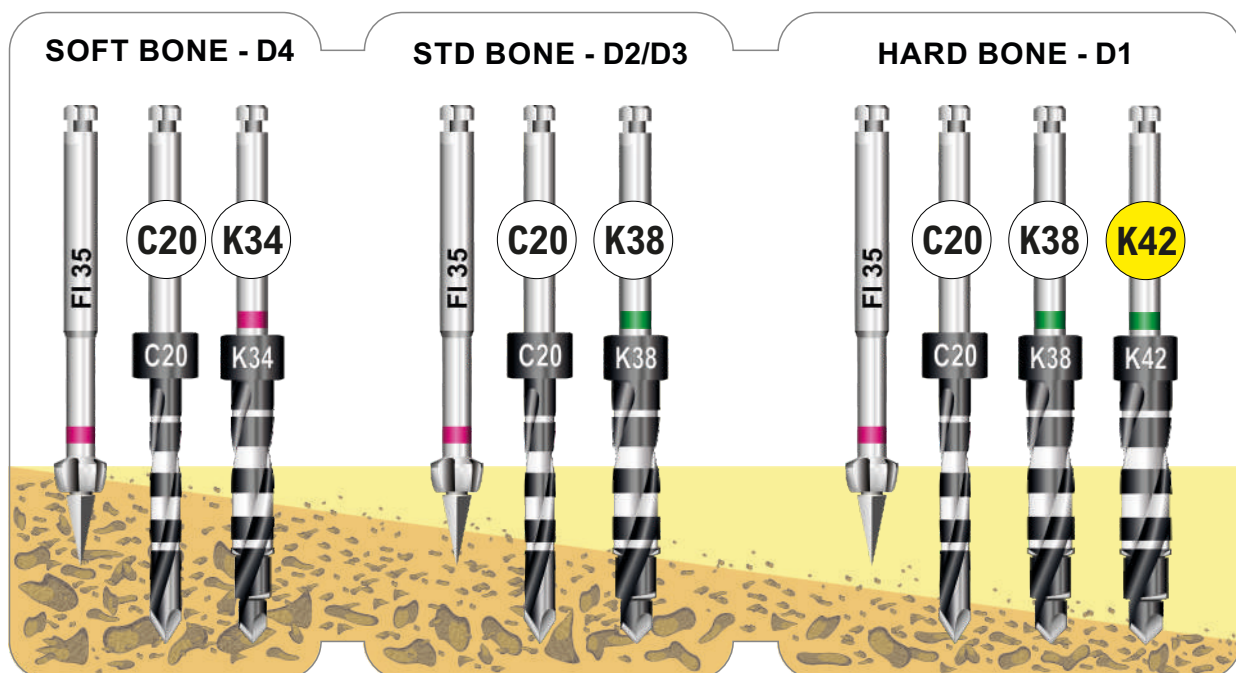


MMFS 38

UNI-Q-MUA straight one piece transgingival implant

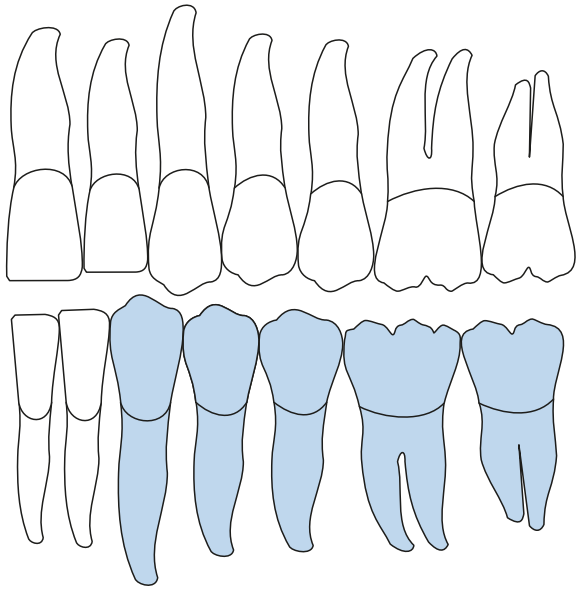


CODE	IMPLANT	LENGTH	PLATFORM	APEX
MMFS 3808	Ø 3.8	8.5 mm	0°	Ø 1.8
MMFS 3810	Ø 3.8	10 mm	0°	Ø 1.8
MMFS 3811	Ø 3.8	11.5 mm	0°	Ø 1.8
MMFS 3813	Ø 3.8	13 mm	0°	Ø 1.8
MMFS 3815	Ø 3.8	15 mm	0°	Ø 1.8



UNI-Q-MUA angled
one piece transgingival implant

MMFA 38



Antirootation Hex


Neck 1.8 - 2.8 mm

Machined
1.5 mm

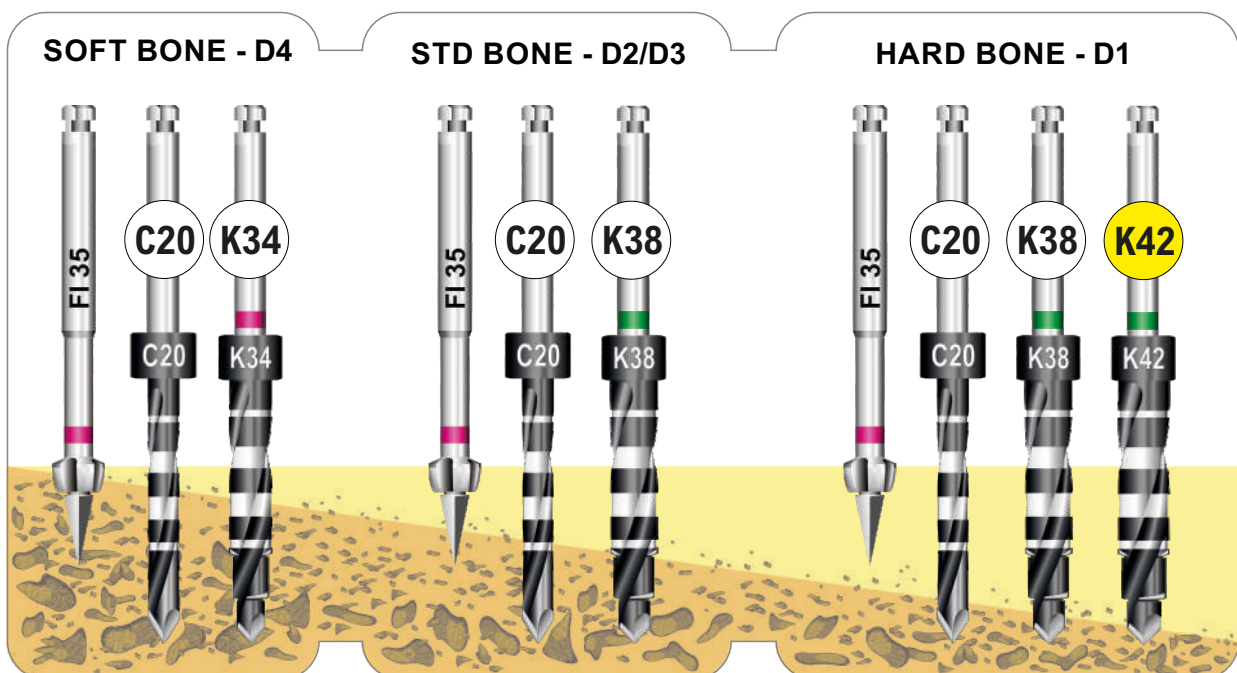
Screw Pitch
0.9 mm

DAE
Surface

Tapered
6 mm

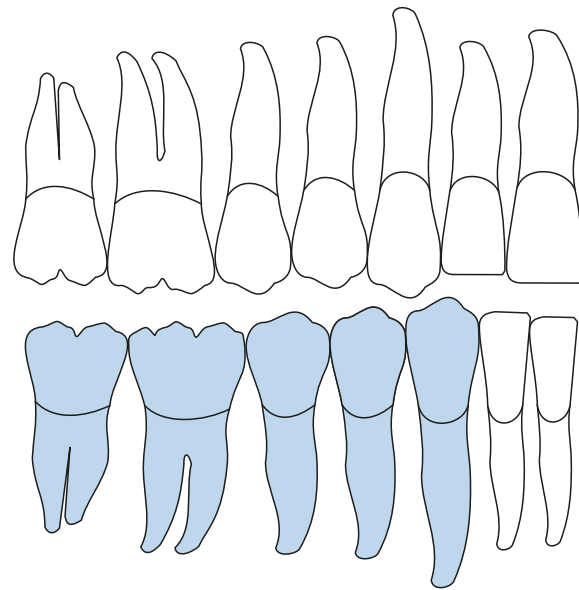



CODE	IMPLANT	LENGTH	PLATFORM	APEX
MMFA 3810-17	Ø 3.8	10 mm	17° ●	Ø 1.8
MMFA 3811-17	Ø 3.8	11.5 mm	17° ●	Ø 1.8
MMFA 3813-17	Ø 3.8	13 mm	17° ●	Ø 1.8
MMFA 3815-17	Ø 3.8	15 mm	17° ●	Ø 1.8
MMFA 3810-32	Ø 3.8	10 mm	32° ●	Ø 1.8
MMFA 3811-32	Ø 3.8	11.5 mm	32° ●	Ø 1.8
MMFA 3813-32	Ø 3.8	13 mm	32° ●	Ø 1.8
MMFA 3815-32	Ø 3.8	15 mm	32° ●	Ø 1.8

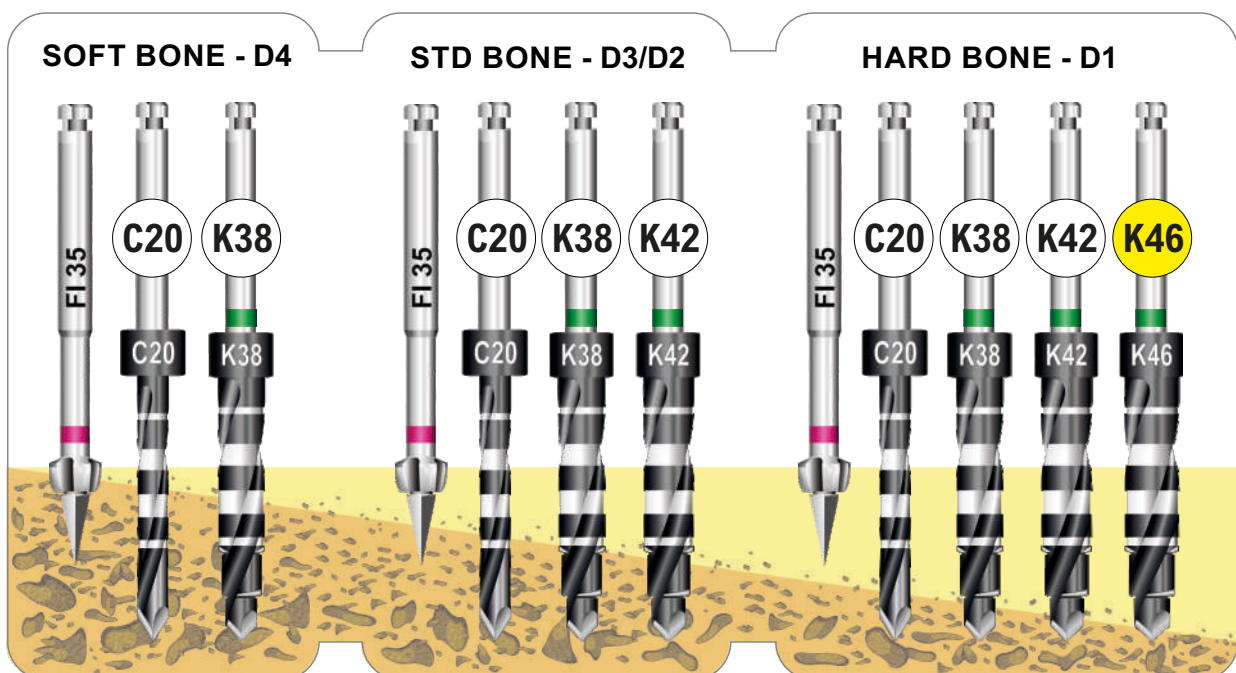


MMFS 42

UNI-Q-MUA straight one piece transgingival implant

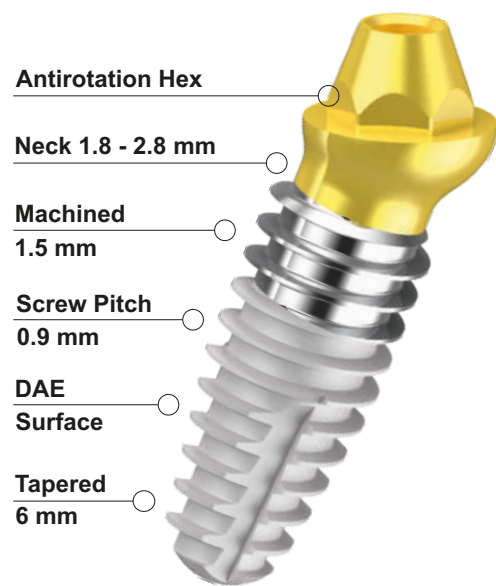
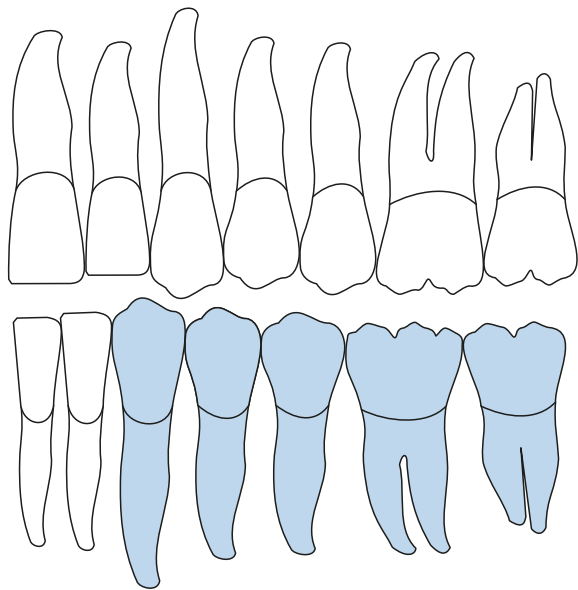


CODE	IMPLANT	LENGTH	PLATFORM	APEX
MMFS 4208	Ø 4.3	8.5 mm	0°	Ø 2.2
MMFS 4210	Ø 4.3	10 mm	0°	Ø 2.2
MMFS 4211	Ø 4.3	11.5 mm	0°	Ø 2.2
MMFS 4213	Ø 4.3	13 mm	0°	Ø 2.2
MMFS 4215	Ø 4.3	15 mm	0°	Ø 2.2

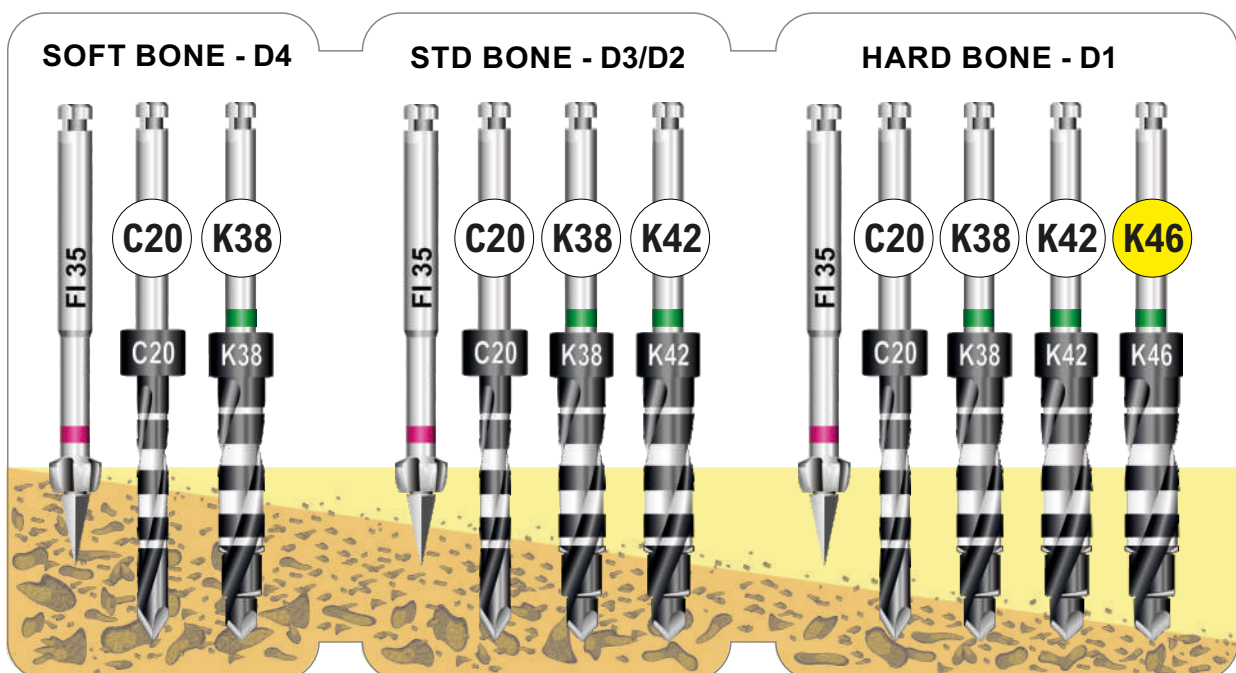


UNI-Q-MUA angled one piece transgingival implant

MMFA 42



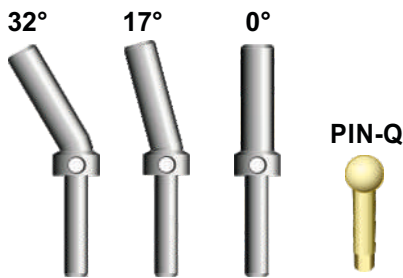
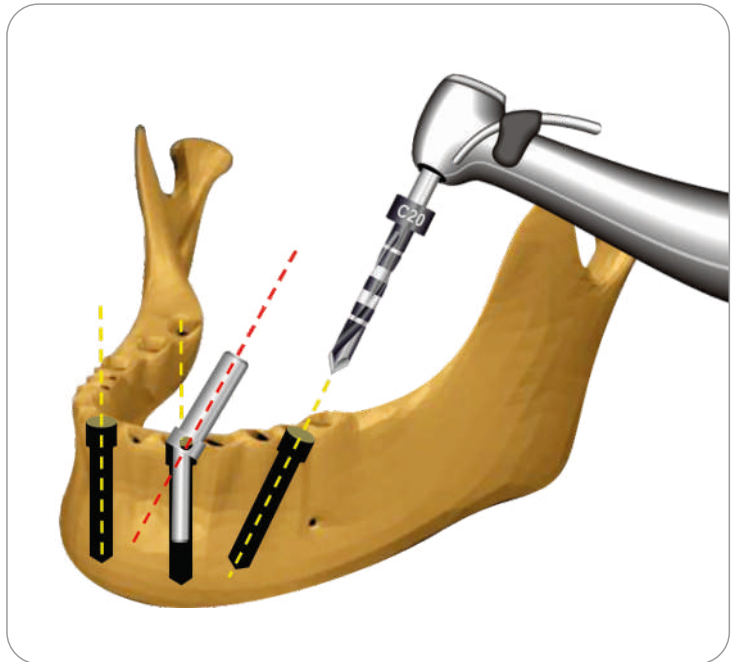
CODE	IMPLANT	LENGTH	PLATFORM	APEX
MMFA 4210-17	Ø 4.3	10 mm	17° ●	Ø 2.2
MMFA 4211-17	Ø 4.3	11.5 mm	17° ●	Ø 2.2
MMFA 4213-17	Ø 4.3	13 mm	17° ●	Ø 2.2
MMFA 4215-17	Ø 4.3	15 mm	17° ●	Ø 2.2
MMFA 4210-32	Ø 4.3	10 mm	32° ●	Ø 2.2
MMFA 4211-32	Ø 4.3	11.5 mm	32° ●	Ø 2.2
MMFA 4213-32	Ø 4.3	13 mm	32° ●	Ø 2.2
MMFA 4215-32	Ø 4.3	15 mm	32° ●	Ø 2.2



UNI-Q-MUA surgical tools



KIT Q
Kit Base UNI-Q-MUA
BOX 02 + 5 Frese + 12 Accessori



Perni di Parallelismo Chirurgici - Titanio Gr. 5

Paralleling Pins - Titanium Gr. 5

PIN	Double diameter - 1.8mm / 3mm - 0°
PIN17	Double diameter - 1.8mm / 3mm - 17°
PIN32	Double diameter - 1.8mm / 3mm - 32°
PIN-Q	Peek Pin for Parallelism Control

20Ncm 



Pilastro di Guarigione UNI-Q-MUA - PE

UNI-Q-MUA Healing Abutment - PE

EP MHA-Q H 4 mm - Standard Gingival Profile

DMX 1/2

Toronto Abutment Torx Driver

10Ncm 



Pilastro Calcinabile UNI-Q-MUA - Acrilico

UNI-Q-MUA Castable Abutment - Acrylic

EP MC-Q Rotating - Standard Gingival Profile
EP MCA-Q Antirotation Hex - Standard Gingival Profile

EP MV-Q

Vite di Ricambio Q - Q Spare Screw

DMX 1/2

Toronto Abutment Torx Driver

UNI-Q-MUA prosthetics

Transfer e Anologo UNI-Q-MUA - Titanio Gr. 5

UNI-Q-MUA Impression Coping and Analog - Titanium Gr. 5

EP MAL-Q Analog H 10 mm - Universal Shape

EP MI-Q Rotating Transfer

EP MIA-Q Rotating Transfer

EP MVL-Q Vite di Ricambio Q - Q Spare Screw

DMX 1/2 Toronto Abutment Torx Driver



Pilastro Temporaneo UNI-Q-MUA - Titanio Gr. 5

UNI-Q-MUA Temporary Abutment - Titanium Gr. 5

EP MT-Q Rotating - Bonding Technique - Incollaggio Passivo

EP MTS-Q Rotating - Welding Technique - Saldatura Intraorale

EP MV-Q Vite di Ricambio Q - Q Spare Screw

DMX 1/2 Toronto Abutment Torx Driver



Pilastro Base CoCr Antirotazione - CoCr

Antirotational CoCr Base Abutment - CoCr

EP MCCA-Q Antirotation Hex - Standard Gingival Profile

Intervallo di Fusione 1350°-1430°
Espansione Termica 13,3 - 13,6 $\mu\text{m}/(\text{m}^{\circ}\text{C})$ (20°-200°)

EP MV-Q Vite di Ricambio Q - Q Spare Screw

DMX 1/2 Toronto Abutment Torx Driver



Componenti Digitali UNI-Q-MUA - Titanio Gr. 5

UNI-Q-MUA Digital Components - Titanium Gr. 5

EP MSAQ2 DS Antirotational Scan Abutment

EP MTAQ DS Antirotational Bonding Technique Base Link

EP MTRQ DS Rotating Bonding Technique Base Link

EP MALQ2 DS CAD Analog H 10 mm - Universal Shape

EP MV-Q Vite di Ricambio Q - Q Spare Screw

DMX 1/2 - Toronto Abutment Torx Driver






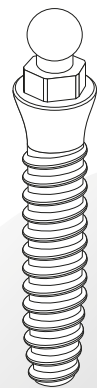
MICRO IMPLANTS

ONE PIECE TRANSGINGIVAL IMPLANT

MICRO SFERA - MONCONE
CYLINDRICAL SHAPE



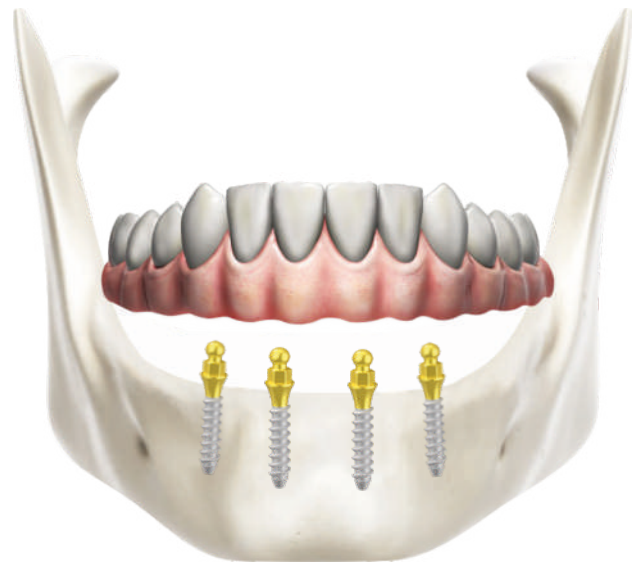
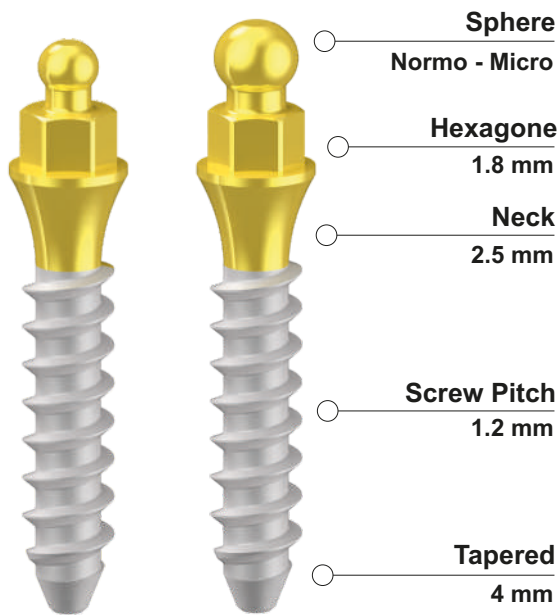
MS



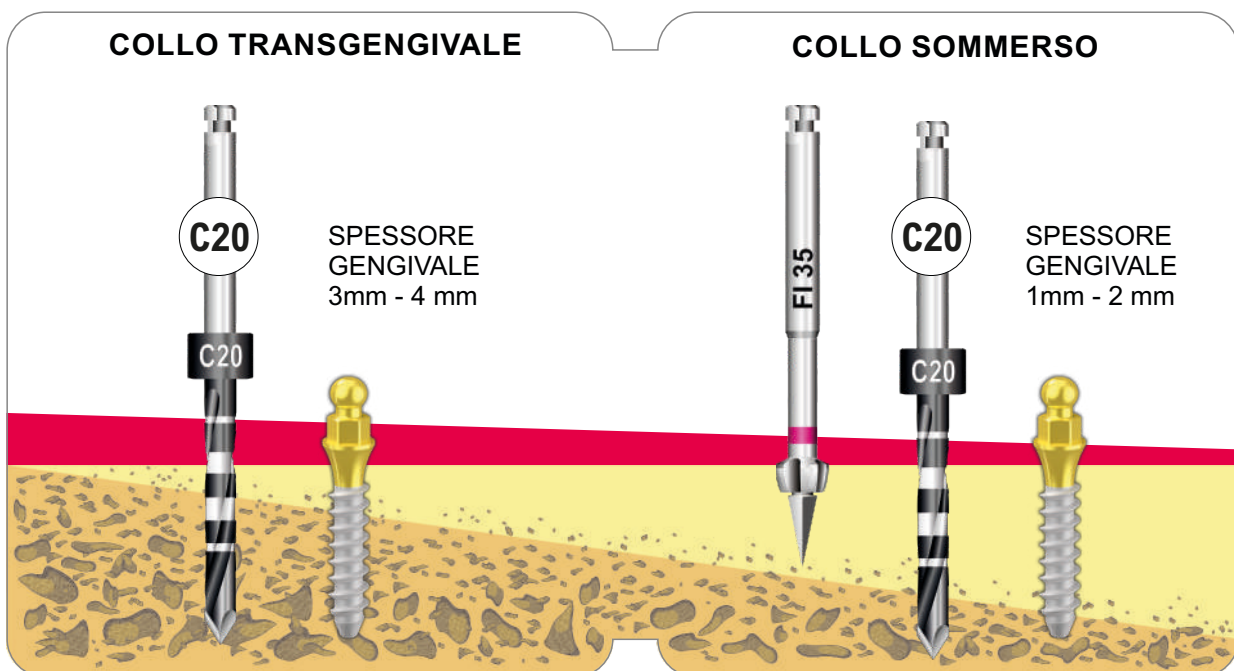
IMPIANTO
SENZA MOUNTER
MOUNTERLESS

MS 27

MICRO IMPLANTS sphere one piece transgingival implant

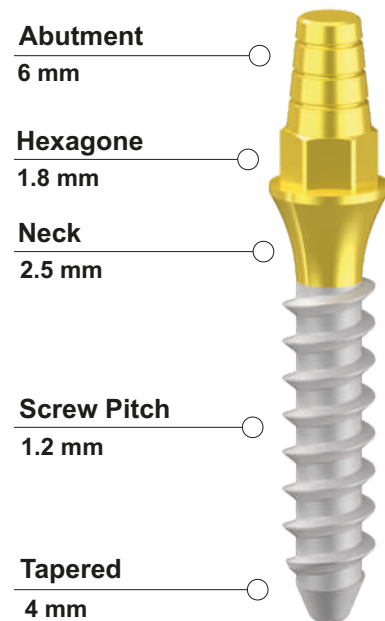
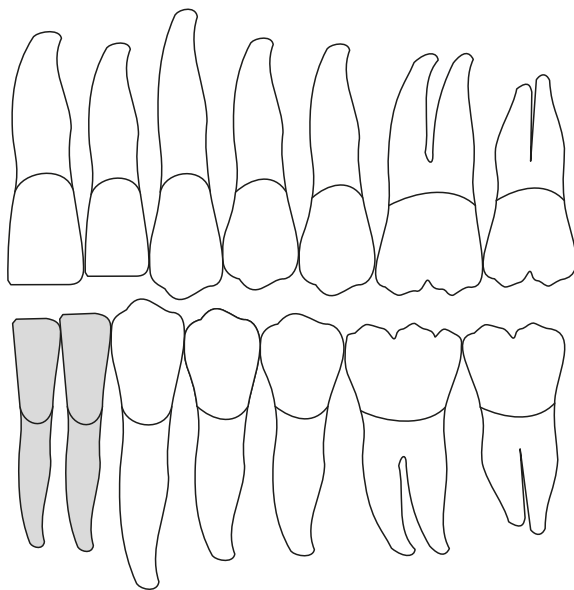


CODE	IMPLANT	LENGTH	PLATFORM	TYPE
MS 2710	Ø 2.7	10 mm	Ø 3.5	Sfera NORMO
MS 2711	Ø 2.7	11.5 mm	Ø 3.5	Sfera NORMO
MS 2713	Ø 2.7	13 mm	Ø 3.5	Sfera NORMO
MSM 2710	Ø 2.7	10 mm	Ø 3.5	Sfera MICRO
MSM 2711	Ø 2.7	11.5 mm	Ø 3.5	Sfera MICRO
MSM 2713	Ø 2.7	13 mm	Ø 3.5	Sfera MICRO



MICRO IMPLANTS abutment one piece transgingival implant

MM 27

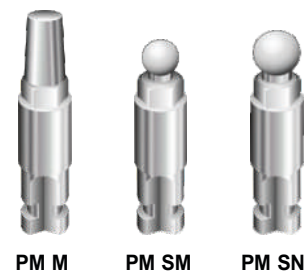


CODE	IMPLANT	LENGTH	PLATFORM	TYPE
MM 2710	Ø 2.7	10 mm	Ø 3.5	Abutment
MM 2711	Ø 2.7	11.5 mm	Ø 3.5	Abutment
MM 2713	Ø 2.7	13 mm	Ø 3.5	Abutment

Mini Implants prosthetics

Protesica per Mini Implants - Titanio Gr 5
Mini Implants Prosthetic Parts - Titanium Gr. 5

- PM SN Normo 2.5mm - Laboratory Analogue
- PM SM Micro 1.8mm - Laboratory Analogue
- PM M Abutment - Laboratory Analogue



Protesica per Mini Implants - Acrilico
Mini Implants Prosthetic Parts - Acrilico

- PM C Castable - Universal Abutment






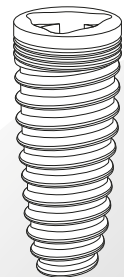
INTERNAL TRI-LOBE IR

NARROW - **REGULAR** - **WIDE**

TAPERED
SHAPE



IR



IMPIANTO
SENZA MOUNTER
MOUNTERLESS

INTERNAL TRI-LOBE IR



IR 35



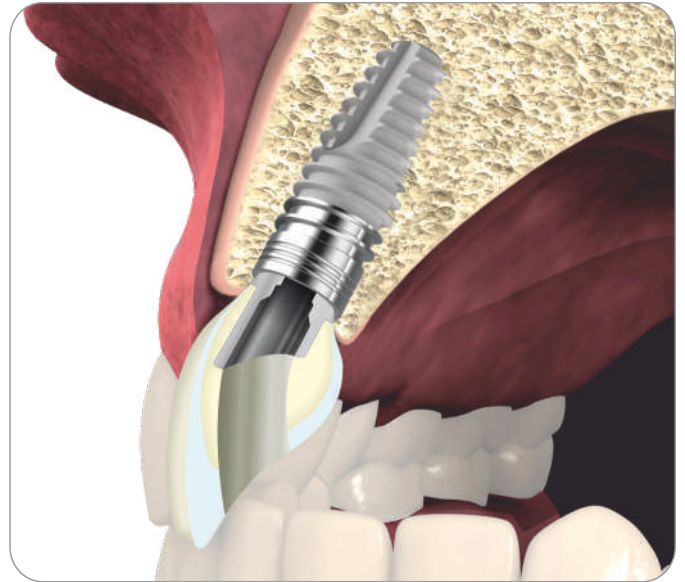
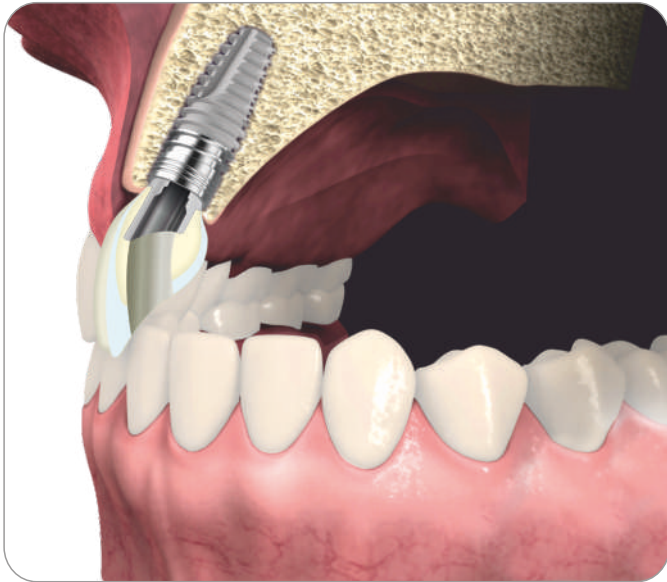
IR 43



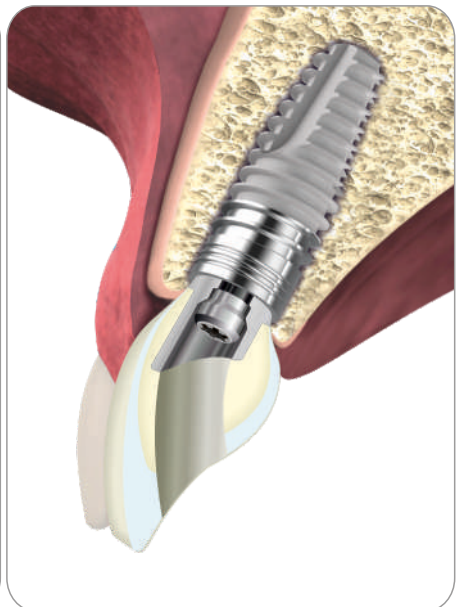
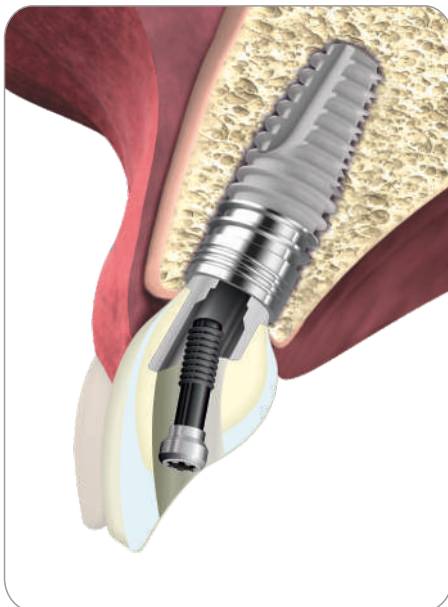
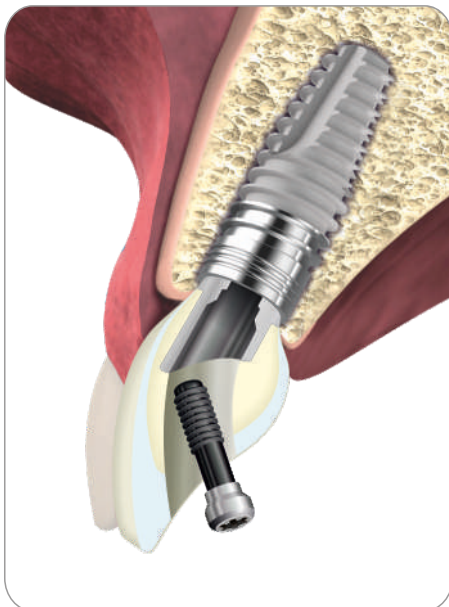
IR 50

CODE	IMPLANT	LENGTH	PLATFORM	APEX
IR 3508	Ø 3.5	8.5 mm	Ø 3.5	Ø 2.2
IR 3510	Ø 3.5	10 mm	Ø 3.5	Ø 2.2
IR 3511	Ø 3.5	11,5 mm	Ø 3.5	Ø 2.2
IR 3513	Ø 3.5	13 mm	Ø 3.5	Ø 2.2
IR 4308	Ø 4.3	8,5 mm	Ø 4.3	Ø 2.8
IR 4310	Ø 4.3	10 mm	Ø 4.3	Ø 2.8
IR 4311	Ø 4.3	11,5 mm	Ø 4.3	Ø 2.8
IR 4313	Ø 4.3	13 mm	Ø 4.3	Ø 2.8
IR 4316	Ø 4.3	16 mm	Ø 4.3	Ø 2.8
IR 5008	Ø 5.0	8,5 mm	Ø 5.0	Ø 3.8
IR 5010	Ø 5.0	10 mm	Ø 5.0	Ø 3.8
IR 5011	Ø 5.0	11,5 mm	Ø 5.0	Ø 3.8
IR 5013	Ø 5.0	13 mm	Ø 5.0	Ø 3.8
IR 5013	Ø 5.0	13 mm	Ø 5.0	Ø 3.8





GESTIONE DEL PASSAGGIO VITE INCLINATO IN PROTESI AVVITATA



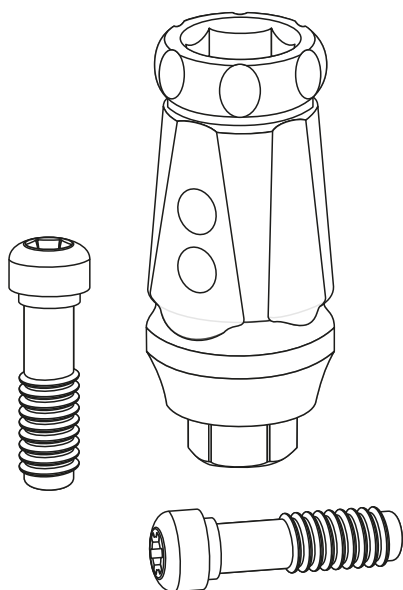
AVVITAMENTO ANGOLATO CON T6 ANGLED TORX DRIVER



SPARE SCREWS & MOUNTERS

REPLACEMENT PRODUCTS

SCREWS & MOUNTERS

























spare screws

ESAGONO INTERNO IK / IA / IC - INTERNAL HEXAGON IK / IA / IC

IP VIT20	H 20mm Transfer Screw - Ø 1.8mm	25Ncm		
IP VIT30	H 30mm Transfer Screw - Ø 1.8mm	25Ncm		
IP VIT	H 8mm Prosthetic Screw - Ø 1.8mm	32Ncm		
IP VITG	H 8mm Prosthetic Screw - Ø 1.8mm - Gold PVD TiN	32Ncm		
IP VITT6-DS	Prosthetic Screw T6 per Avvitamento Angolato - Ø 1.8mm	32Ncm		
IP VITMA	Angled 17°/30° MUA Abutment Screw - Ø 1.8mm	32Ncm		

ESAGONO ESTERNO ES / EC / EK - EXTERNAL HEXAGON ES / EC / EK

EP VIT20	H 20mm Transfer Screw - Ø 2.0mm	25Ncm		
EP VIT30	H 30mm Transfer Screw - Ø 2.0mm	25Ncm		
EP VIT	H 8mm Prosthetic Screw - Ø 2.0mm	32Ncm		
EP VITG	H 8mm Prosthetic Screw - Ø 2.0mm- Gold PVD TiN	32Ncm		
EP VITT6-DS	Prosthetic Screw T6 per Avvitamento Angolato - Ø 2.0mm	32Ncm		
EP VITMA	Angled 17°/30° MUA Abutment Screw - Ø 2.0mm	32Ncm		
EP MV	Toronto Prosthetic Spare Screw - Ø 1.4mm	15Ncm		
EP MVL	Toronto Impression Spare Screw - Ø 1.4mm	15Ncm		
EP VITS	H 8mm CAD CAM Screw - Ø 2mm Torque Gold	32Ncm		
EP VITB	H 8mm - Ø 2mm External Hexagon - Torque Black DLC	32Ncm		
SP VIT	H 8mm Prosthetic Screw - Ø 2.0mm	32Ncm		

spare screws

PLATINUM CONICAL CONNECTION IK-P / IA-P / ES-P

NARROW Connessione Conica - Titanio Gr. 5

Conical Connection **NARROW** - Titanium Gr. 5

IP VIT3L-P H 20mm Transfer Screw - Ø 1.6mm

25Ncm  

IP VIT3-P H 8mm Prosthetic Screw - Ø 1.6mm

25Ncm  

DMX 1/2 Toronto Abutment Torx Driver

REGULAR Connessione Conica - Titanio Gr. 5

Conical Connection **NARROW** - Titanium Gr. 5

IP VIT4L-P H 20mm Transfer Screw - Ø 2.0mm

32Ncm  

IP VIT4-P H 8mm Prosthetic Screw - Ø 2.0mm

32Ncm  

DMX 1/2 Toronto Abutment Torx Driver

RICAMBI DI MOUNTERS IMPIANTI - IMPLANT MOUNTERS SPARE PARTS

MTA Mounter Transfer Abutment - Titanio Gr. 5

MTA Mounter Transfer Abutment - Titanium Gr. 5

EPM 40 H 12mm - Ø 4.7mm External Hexagon

EPM 50 H 12mm - Ø 5.7mm External Hexagon

IPM 35 H 12mm - Ø 4.5mm Internal Hexagon

IPM 40 H 12mm - Ø 4.7mm Internal Hexagon

IPM 50 H 12mm - Ø 5.5mm Internal Hexagon

32Ncm



32Ncm

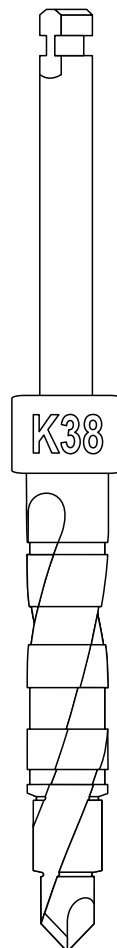


DM 1/2 Standard Hexagonal Driver

INSTRUMENTS & DRILLS

IMPLANT TOOLS

DRILLS



S standard surgical drills

FRESE HBM - Hard Bone Management



07001604 Cortical Drill - Ø 1.6 mm - 11 mm



04002104 Cortical Drill - Ø 2.1 mm - 11 mm



FLS2313 Lance Drill - Ø 2.3 mm - 13 mm

FIS- CORTICALS



FIS 35 Cortical Drill - Ø 3.5 mm



FIS 40 Cortical Drill - Ø 4.0 mm



FIS 50 Cortical Drill - Ø 5.0 mm

FCS - CYLINDRICALS



FCS 20 Cylindrical Drill - Ø 2.0 mm - Long 18 mm



FCS 30 Cylindrical Drill - Ø 2.6 mm - Long 18 mm



FCS 34 Cylindrical Drill - Ø 2.9 mm - Long 18 mm



FCS 38 Cylindrical Drill - Ø 3.2 mm - Long 18 mm



FCS 42 Cylindrical Drill - Ø 3.6 mm - Long 18 mm



FCS 46 Cylindrical Drill - Ø 3.9 mm - Long 18 mm



FCS 50 Cylindrical Drill - Ø 4.4 mm - Long 18 mm



FCS 55 Cylindrical Drill - Ø 4.7 mm - Long 18 mm

S standard surgical drills

FKS - TAPERED

FKS 30 Tapered Drill - Ø 2.4 mm - Long 18 mm



FKS 34 Tapered Drill - Ø 2.8 mm - Long 18 mm



FKS 38 Tapered Drill - Ø 3.2 mm - Long 18 mm



FKS 42 Tapered Drill - Ø 3.5 mm - Long 18 mm



FKS 46 Tapered Drill - Ø 3.8 mm - Long 18 mm



FKS 50 Tapered Drill - Ø 4.2 mm - Long 18 mm



FKS - EXTRALARGE

FKS 60 Tapered Drill - Ø 5.0 mm - 15 mm



FKS 80 Tapered Drill - Ø 7.0 mm - 15 mm



MUCOTOMI - TISSUE PUNCHES

ST MM3 Manual Tissue Punche - Ø3.0mm



ST MM4 Manual Tissue Punche - Ø4.1mm



ST MM5 Manual Tissue Punche - Ø5.1mm



ST MC4 Contrangle Tissue Punche - Ø4.1mm



ST MC5 Contrangle Tissue Punche - Ø5.1mm

calibrated surgical drills

FCC 20 - CYLINDRICALS



- FCC 2007** Cylindrical Drill - Ø 2.0 mm - Long 7 mm
- FCC 2008** Cylindrical Drill - Ø 2.0 mm - Long 8,5 mm
- FCC 2010** Cylindrical Drill - Ø 2.0 mm - Long 10 mm
- FCC 2011** Cylindrical Drill - Ø 2.0 mm - Long 11,5 mm
- FCC 2013** Cylindrical Drill - Ø 2.0 mm - Long 13 mm

FKC 34 - TAPERED



- FKC 3407** Tapered Drill - Ø 2.9 mm - Long 7 mm
- FKC 3408** Tapered Drill - Ø 2.9 mm - Long 8,5 mm
- FKC 3410** Tapered Drill - Ø 2.9 mm - Long 10 mm
- FKC 3411** Tapered Drill - Ø 2.9 mm - Long 11,5 mm
- FKC 3413** Tapered Drill - Ø 2.9 mm - Long 13 mm

FKC 38 - TAPERED



- FKC 3807** Tapered Drill - Ø 3.2 mm - Long 7 mm
- FKC 3808** Tapered Drill - Ø 3.2 mm - Long 8,5 mm
- FKC 3810** Tapered Drill - Ø 3.2 mm - Long 10 mm
- FKC 3811** Tapered Drill - Ø 3.2 mm - Long 11,5 mm
- FKC 3813** Tapered Drill - Ø 3.2 mm - Long 13 mm

© calibrated surgical drills

FKC 42 - TAPERED

FKC 4207 Tapered Drill - Ø 3.5 mm - Long 7 mm



FKC 4208 Tapered Drill - Ø 3.5 mm - Long 8,5 mm



FKC 4210 Tapered Drill - Ø 3.5 mm - Long 10 mm



FKC 4211 Tapered Drill - Ø 3.5 mm - Long 11,5 mm



FKC 4213 Tapered Drill - Ø 3.5 mm - Long 13 mm



FKC 46 - TAPERED

FKC 4607 Tapered Drill - Ø 3.9 mm - Long 7 mm



FKC 4608 Tapered Drill - Ø 3.9 mm - Long 8,5 mm



FKC 4610 Tapered Drill - Ø 3.9 mm - Long 10 mm



FKC 4611 Tapered Drill - Ø 3.9 mm - Long 11,5 mm



FKC 4613 Tapered Drill - Ø 3.9 mm - Long 13 mm



FKC 50 - TAPERED

FKC 5007 Tapered Drill - Ø 4.3 mm - Long 7 mm



FKC 5008 Tapered Drill - Ø 4.3 mm - Long 8,5 mm



FKC 5010 Tapered Drill - Ø 4.3 mm - Long 10 mm



FKC 5011 Tapered Drill - Ø 4.3 mm - Long 11,5 mm



FKC 5013 Tapered Drill - Ø 4.3 mm - Long 13 mm



universal surgical drills

FC - CYLINDRICALS



FC 1518B Cylindrical Drill - Ø 1.5 mm - 18 mm



FC 2013B Cylindrical Drill - Ø 2.0 mm - 13 mm

FC 2018B Cylindrical Drill - Ø 2.0 mm - 18 mm



FC 2613B Cylindrical Drill - Ø 2.6 mm - 13 mm

FC 2618B Cylindrical Drill - Ø 2.6 mm - 18 mm



FC 3013B Cylindrical Drill - Ø 3.0 mm - 13 mm

FC 3018B Cylindrical Drill - Ø 3.0 mm - 18 mm



FC 3213B Cylindrical Drill - Ø 3.2 mm - 13 mm

FC 3218B Cylindrical Drill - Ø 3.2 mm - 18 mm



FC 3413B Cylindrical Drill - Ø 3.4 mm - 13 mm

FC 3418B Cylindrical Drill - Ø 3.4 mm - 18 mm



FC 3813B Cylindrical Drill - Ø 3.8 mm - 13 mm

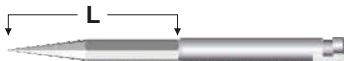
FC 3818B Cylindrical Drill - Ø 3.8 mm - 18 mm



FC 4213B Cylindrical Drill - Ø 4.2 mm - 13 mm

FC 4218B Cylindrical Drill - Ø 4.2 mm - 18 mm

F - SPECIAL DRILLS



FLS2313 Lance Drill - Ø 2.3 mm - L13 mm

FLS2318 Lance Drill - Ø 2.3 mm - L18 mm



FBP Bone Profiler - Ø 5.0 mm - Int/Ext Hex



FT 3038 Trephine - Ø 3.0 mm / Ø 3.8 mm

FT 4048 Trephine - Ø 4.0 mm / Ø 4.8 mm



FT 5058 Trephine - Ø 5.0 mm / Ø 5.8 mm


FT 6068 Trephine - Ø 6.0 mm / Ø 6.8 mm



PF Drill Extension - Prolunga per Frese



guided surgical drills



FG - SPECIAL DRILLS

FG P15 Pins Drill - Ø 1.5 mm



FG B55 L Bone Mill Drill - Ø 5.5 mm



FG M - MUCOTOMES

FG M41 S Mucotome Drill - Ø 4.1 mm - Small



FG M45 L Mucotome Drill - Ø 4.5 mm - Large



FG M55 L Mucotome Drill - Ø 5.5 mm - Large



FG C - CORTICAL DRILLS

FG C35 S Corticall Drill - Ø 3.5 mm - Small



FG C35 L Corticall Drill - Ø 3.5 mm - Large



FG C40 S Corticall Drill - Ø 4.0 mm - Small



FG C40 L Corticall Drill - Ø 4.0 mm - Large



FG C50 L Corticall Drill - Ø 5.0 mm - Large



guided surgical drills



FG 20 S - FIRST DRILLS



FG 2008 S First Drill - Ø 2.0 mm - Long 8,5 mm

FG 2010 S First Drill - Ø 2.0 mm - Long 10 mm

FG 2011 S First Drill - Ø 2.0 mm - Long 11,5 mm

FG 2013 S First Drill - Ø 2.0 mm - Long 13 mm

FG 2015 S First Drill - Ø 2.0 mm - Long 15 mm

FG 20 L - FIRST DRILLS



FG 2008 L First Drill - Ø 2.0 mm - Long 8,5 mm

FG 2010 L First Drill - Ø 2.0 mm - Long 10 mm

FG 2011 L First Drill - Ø 2.0 mm - Long 11,5 mm

FG 2013 L First Drill - Ø 2.0 mm - Long 13 mm

FG 2015 L First Drill - Ø 2.0 mm - Long 15 mm

FG 34 S - 3.4 IMPLANT DRILLS



FG 3408 S 3.4 Implant Drill - Ø 2.9 mm - Long 8,5 mm

FG 3410 S 3.4 Implant Drill - Ø 2.9 mm - Long 10 mm

FG 3411 S 3.4 Implant Drill - Ø 2.9 mm - Long 11,5 mm

FG 3413 S 3.4 Implant Drill - Ø 2.9 mm - Long 13 mm

FG 3415 S 3.4 Implant Drill - Ø 2.9 mm - Long 15 mm




guided surgical drills

FG 34 L - 3.4 IMPLANT DRILLS

FG 3408 L 3.4 Implant Drill - Ø 2.9 mm - Long 8,5 mm



FG 3410 L 3.4 Implant Drill - Ø 2.9 mm - Long 10 mm



FG 3411 L 3.4 Implant Drill - Ø 2.9 mm - Long 11,5 mm



FG 3413 L 3.4 Implant Drill - Ø 2.9 mm - Long 13 mm



FG 3415 L 3.4 Implant Drill - Ø 2.9 mm - Long 15 mm



FG 38 S - 3.8 IMPLANT DRILLS

FG 3808 S 3.8 Implant Drill - Ø 3.2 mm - Long 8,5 mm



FG 3810 S 3.8 Implant Drill - Ø 3.2 mm - Long 10 mm



FG 3811 S 3.8 Implant Drill - Ø 3.2 mm - Long 11,5 mm



FG 3813 S 3.8 Implant Drill - Ø 3.2 mm - Long 13 mm



FG 3815 S 3.8 Implant Drill - Ø 3.2 mm - Long 15 mm



FG 38 L - 3.8 IMPLANT DRILLS

FG 3808 L 3.8 Implant Drill - Ø 3.2 mm - Long 8,5 mm



FG 3810 L 3.8 Implant Drill - Ø 3.2 mm - Long 10 mm



FG 3811 L 3.8 Implant Drill - Ø 3.2 mm - Long 11,5 mm



FG 3813 L 3.8 Implant Drill - Ø 3.2 mm - Long 13 mm



FG 3815 L 3.8 Implant Drill - Ø 3.2 mm - Long 15 mm



guided surgical drills

FG 42 S - 4.2 IMPLANT DRILLS



- | | |
|------------------|---|
| FG 4208 S | 4.2 Implant Drill - Ø 3.6 mm - Long 8,5 mm |
| FG 4210 S | 4.2 Implant Drill - Ø 3.6 mm - Long 10 mm |
| FG 4211 S | 4.2 Implant Drill - Ø 3.6 mm - Long 11,5 mm |
| FG 4213 S | 4.2 Implant Drill - Ø 3.6 mm - Long 13 mm |
| FG 4215 S | 4.2 Implant Drill - Ø 3.6 mm - Long 15 mm |

FG 42 L - 4.2 IMPLANT DRILLS



- | | |
|------------------|---|
| FG 4208 L | 4.2 Implant Drill - Ø 3.6 mm - Long 8,5 mm |
| FG 4210 L | 4.2 Implant Drill - Ø 3.6 mm - Long 10 mm |
| FG 4211 L | 4.2 Implant Drill - Ø 3.6 mm - Long 11,5 mm |
| FG 4213 L | 4.2 Implant Drill - Ø 3.6 mm - Long 13 mm |
| FG 4215 L | 4.2 Implant Drill - Ø 3.6 mm - Long 15 mm |

FG 46 S - 4.6 IMPLANT DRILLS



- | | |
|------------------|---|
| FG 4608 S | 4.6 Implant Drill - Ø 3.9 mm - Long 8,5 mm |
| FG 4610 S | 4.6 Implant Drill - Ø 3.9 mm - Long 10 mm |
| FG 4611 S | 4.6 Implant Drill - Ø 3.9 mm - Long 11,5 mm |
| FG 4613 S | 4.6 Implant Drill - Ø 3.9 mm - Long 13 mm |
| FG 4615 S | 4.6 Implant Drill - Ø 3.9 mm - Long 15 mm |



guided surgical drills

FG 46 L - 4.6 IMPLANT DRILLS

FG 4608 L 4.6 Implant Drill - Ø 3.9 mm - Long 8,5 mm



FG 4610 L 4.6 Implant Drill - Ø 3.9 mm - Long 10 mm



FG 4611 L 4.6 Implant Drill - Ø 3.9 mm - Long 11,5 mm



FG 4613 L 4.6 Implant Drill - Ø 3.9 mm - Long 13 mm



FG 4615 L 4.6 Implant Drill - Ø 3.9 mm - Long 15 mm



FG 50 L - 5.0 IMPLANT DRILLS

FG 5008 L 5.0 Implant Drill - Ø 4.3 mm - Long 8,5 mm



FG 5010 L 5.0 Implant Drill - Ø 4.3 mm - Long 10 mm



FG 5011 L 5.0 Implant Drill - Ø 4.3 mm - Long 11,5 mm



FG 5013 L 5.0 Implant Drill - Ø 4.3 mm - Long 13 mm



GUIDED MOUNTERS

IP4MG 4S Mount Guidata - Internal Hex ● Small Drive

IP4MG 4L Mount Guidata - Internal Hex ● Large Drive

IP4MG 3S Mount Guidata - External Hex ● Small Drive

IP4MG 4S Mount Guidata - External Hex ● Small Drive

IP4MG 4L Mount Guidata - Internal Hex ● Large Drive

IP4MG 3S Mount Guidata - Internal Hex ● Small Drive

IP4MG 3L Mount Guidata - Internal Hex ● Large Drive

IP4MG 4L Mount Guidata - Internal Hex ● Large Drive



surgical kits



BOX 02
Solo contenitore

KIT 002
C-K-A Multilinea



KIT FC
Calibrate K



KIT 001	Kit Chirurgico Monolinea - BOX02 + 9 Frese + 17 Accessori
KIT 002	Kit Chirurgico Standard - BOX + 15 Frese + 18 Accessori
KIT 004	Kit Chirurgico Mini Implant - BOX 04 + CRND + Accessori
KIT FCK	Kit Chirurgico Calibrate K - BOX FCK + 29 Frese + 12 Accessori
KIT Q	Kit Base UNI-Q-MUA - BOX 02 + 5 Frese + 8 Accessori
KIT RPS01	Kit Protesico REPLICA - BOX RP01 + 5 Drivers
KIT RPS02	Kit Protesico REPLICA - BOX RP01 + 5 Drivers + Cricchetto Dinamom.
BOX	Box Chirurgico Implantologia Large - Solo contenitore
BOX 02	Box Chirurgico Implantologia Medium - Solo contenitore
BOX 04	Box Chirurgico Implantologia Mini Inox - Solo contenitore
BOX FCK	Box Chirurgico Implantologia Mini Inox - Solo contenitore
BOX RP01	Box Protesico REPLICA - Solo contenitore



KIT 001
Monolinea



Kit Protesico
REPLICA




surgical kits


KIT 005	Kit Chirurgico Espansori - BOX 04 + 4 Espansori + Accessori
KIT 006	Kit Chirurgico Espansori - BOX 04 + 4 Espansori
KIT PINK	Kit Misuratori di Parallelismo - BOX P + 10 PIN
KIT 007	Kit Rimozione Impianti - BOX 04 + 2 Estrattori + Accessori
KIT 012	Kit REVO Chirurgia Guidata - BOX + 36 Frese + Accessori
BOX GR	Box REVOLUTION Chirurgia Guidata - Solo contenitore
BPIF	Base Svita Impianti - Base in Titanio per la Rimozione del Mount
KBS	Kit Boccole Spaziatrici - 8 Boccole 2 colori per tipo + Box Inox
RBS	Ricambi Boccole Spaziatrici - 8 Boccole 2 colori per tipo



KBS Kit Boccole Spaziatrici REVO



BPIF Base Svita Impianti



KIT 012
Guided Surgery REVO



Vista Box Chiuso

computer guided surgery



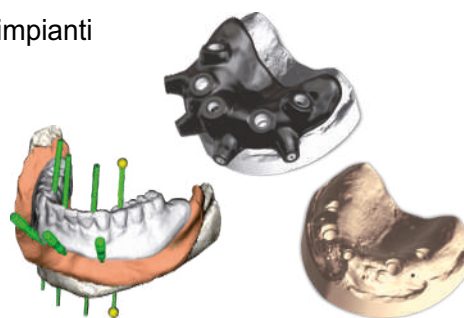
computer guided surgery

MASCHERINA CHIRURGICA - Mascherina on demand multi-impianti

SURGICAL GUIDE - Multi-implants on demand surgical guide

DS PAK Progetto + Mascherina + Modello + Boccole

NB - Supporto tecnico sul posto per i primi 3 interventi
Kit Chirurgico in comodato d'uso per i primi 3 interventi

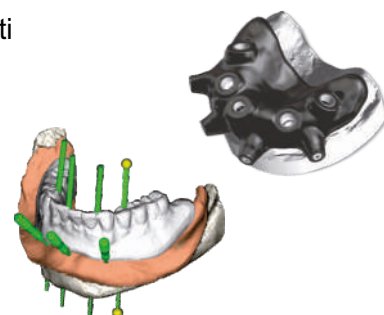


MASCHERINA CHIRURGICA - Mascherina on demand multi-impianti

SURGICAL GUIDE - Multi-implants on demand surgical guide

DS PAK-M Progetto + Mascherina + Boccole

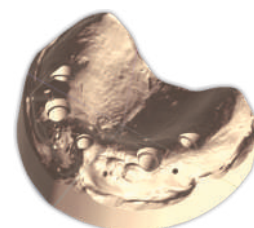
NB - Supporto tecnico sul posto per i primi 3 interventi
Kit Chirurgico in comodato d'uso per i primi 3 interventi



MODELLO MASTER - Modello stereolitografato, preforato per analoghi

MASTER MODEL - Pre-drilled stereolithographed model for analog

DS MOD Modello da stampa Digitale di precisione



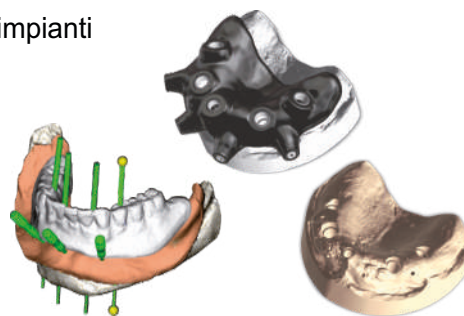
MASCHERINA CHIRURGICA - Mascherina on demand multi-impianti

SURGICAL GUIDE - Multi-implants on demand surgical guide

DS PAK 1 Mascherina 1 Impianto + Modello + Boccole

DS PAK 4 Mascherina 4 Impianti + Modello + Boccole

DS PAK 8 Mascherina 8 Impianti + Modello + Boccole



PROTESI PROVVISORIA IMMEDIATA - PMMA Stratificato Fresato + Armatura in Titanio Fresata

IMMEDIATE TEMPORARY PROSTHESIS - Drilled PMMA + Milled Titanium Framework

DS PTD Protesi Provvisoria Total Digital - PMMA + Armatura



computer guided surgery

1

MODELLO PANORAMICO - Ottenuto dalla ribasatura della protesi

Modello di precisione, integro, squadrato e rifinito

Materiale: Gesso di qualità Classe 4

Ribasare la protesi con materiale da impronta o prendere un impronta di precisione se parzialmente edentulo



2

DUPLICATO DELLA PROTESI - Realizzato sul modello panoramico

Copia conforme della protesi mobile senza sottosquadri vestibolari

Materiale: Resina ortodontica trasparente

Il dupliato è una copia di precisione di una protesi o di una ceratura diagnostica se il paziente è parzialmente edentulo



3

MARKER RADIOLOGICI - Incollaggio delle palline di quarzo

6/8 palline, in posizioni sfalsate non lineari tra loro

Materiale: Sfere di quarzo delle sterilizzatrici a palline

Le palline vanno incollate con cianocrilato per metà del loro diametro nella resina ed il resto emergente, con posizioni sfalsate tra loro



4

TAC CONE BEAM - Rimuovere ponti e corone metalliche se possibile

Paziente con duplicato in bocca e spaziatore intraorale tra le arcate

Dati DICOM standard inviati via mail in una cartella compressa

Il metallo di ponti e corone genera grandi quantità di scattering che altera l'interpretazione dei dati DICOM e la precisione



5

STL ANATOMIA e WAXUP PROTESICO - 2/3 File STL

1 File STL Modello Gengivale/Dentale

1 File STL Modello + WaxUp Protesico (Duplicato della Protesi)

1 File STL Scan-Marker sul Duplicato della Protesi

Inviare per e-mail in cartella compressa



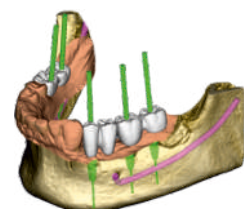
6

CREAZIONE DEL CASO - Ambiente virtuale per progettazione chirurgica

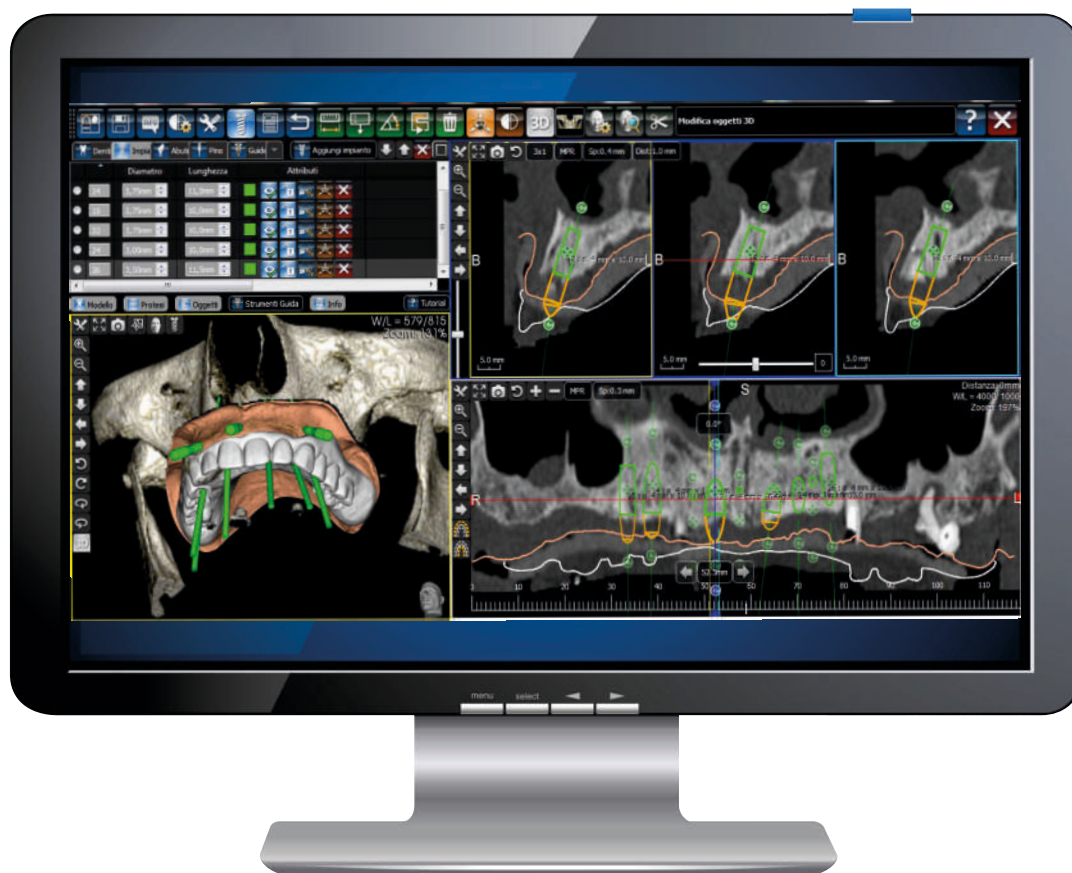
Trasformiamo il vostro materiale in un caso unico, già caricato nel

Programma di Pianificazione e ve lo condividiamo sul vostro Software

I file STL di modello, duplicato e/o scan-marker, li sovrapponiamo alla TAC (matching) all'interno del programma, per visualizzare ossa, tessuti molli e protesi

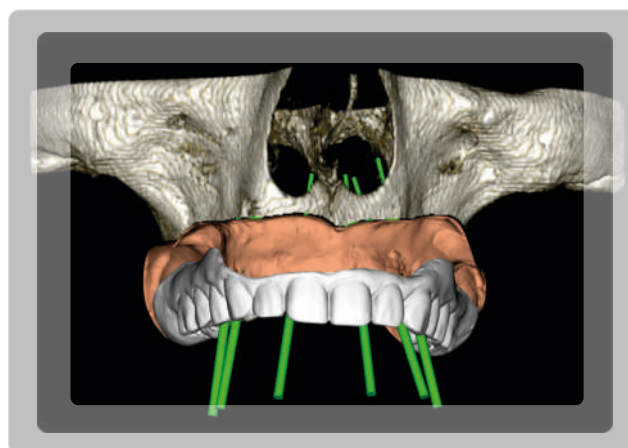
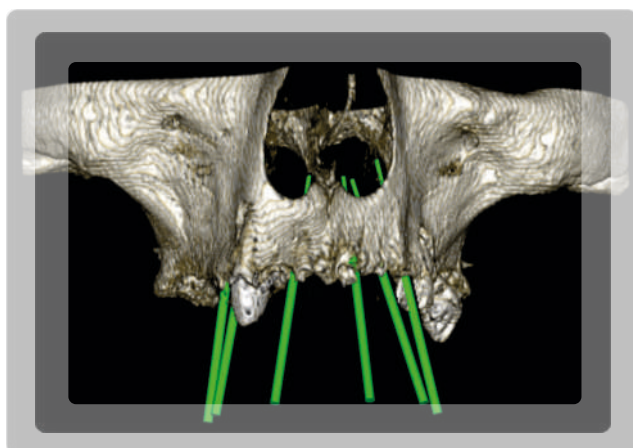



computer guided surgery



CORSI DI FORMAZIONE TEORICO/PRATICI SU PC

Il futuro è digitale e la chirurgia computer guidata cammina al fianco della rivoluzione cad-cam che sta trasformando il nostro lavoro impararne le basi, conoscerne le potenzialità, comprenderne i limiti per evitare errori e per migliorare il nostro quotidiano





OVERDENTURE & PROSTHETICS

ATTACHMENTS





Kit OT Equator Esagono Interno - Pilastro + Contenitore + Cappette

Kit OT Equator Internal Hexagon - Abutment + Box + Caps

IP3EQ2	Kit OT Equator h2 mm Ø3.5	●
IP3EQ3	Kit OT Equator h3 mm Ø3.5	●
IP3EQ4	Kit OT Equator h4 mm Ø3.5	●
IP3EQ5	Kit OT Equator h5 mm Ø3.5	●
IP3EQ6	Kit OT Equator h6 mm Ø3.5	●
IP4EQ1	Kit OT Equator h1 mm Ø4.0 CPS	●
IP4EQ2	Kit OT Equator h2 mm Ø4.0 CPS	●
IP4EQ3	Kit OT Equator h3 mm Ø4.0 CPS	●
IP4EQ4	Kit OT Equator h4 mm Ø4.0 CPS	●
IP4EQ5	Kit OT Equator h5 mm Ø4.0 CPS	●
IP4EQ6	Kit OT Equator h6 mm Ø4.0 CPS	●



3.3

Kit OT Equator Esagono Esterno - Pilastro + Contenitore + Cappette

Kit OT Equator External Hexagon - Abutment + Box + Caps

EP3EQ2	Kit OT Equator h2 mm Ø3.3	●
EP3EQ3	Kit OT Equator h3 mm Ø3.3	●
EP3EQ4	Kit OT Equator h4 mm Ø3.3	●
EP3EQ5	Kit OT Equator h5 mm Ø3.3	●
EP3EQ6	Kit OT Equator h6 mm Ø3.3	●



4.1

Kit OT Equator Esagono Esterno - Pilastro + Contenitore + Cappette

Kit OT Equator External Hexagon - Abutment + Box + Caps

EP4EQ2	Kit OT Equator h2 mm Ø4.1	●●
EP4EQ3	Kit OT Equator h3 mm Ø4.1	●●
EP4EQ4	Kit OT Equator h4 mm Ø4.1	●●
EP4EQ5	Kit OT Equator h5 mm Ø4.1	●●
EP4EQ6	Kit OT Equator h6 mm Ø4.1	●●



overdenture

Kit OT Equator Esagono Esterno - Pilastro + Contenitore + Cappette

Kit OT Equator External Hexagon - Abutment + Box + Caps

- EP5EQ2 Kit OT Equator h2 mm Ø5.0 ●
- EP5EQ3 Kit OT Equator h3 mm Ø5.0 ●
- EP5EQ4 Kit OT Equator h4 mm Ø5.0 ●
- EP5EQ5 Kit OT Equator h5 mm Ø5.0 ●
- EP5EQ6 Kit OT Equator h6 mm Ø5.0 ●

5.0



RHEIN83

Kit OT Equator Connessione Conica - Pilastro + Contenitore + Cappette

Kit OT Equator Conical Connection - Abutment + Box + Caps

- IP3EQ1-P Kit OT Equator h1 mm Conical C. - NP ●
- IP3EQ2-P Kit OT Equator h2 mm Conical C. - NP ●
- IP3EQ3-P Kit OT Equator h3 mm Conical C. - NP ●
- IP3EQ4-P Kit OT Equator h4 mm Conical C. - NP ●
- IP3EQ5-P Kit OT Equator h5 mm Conical C. - NP ●
- IP3EQ6-P Kit OT Equator h6 mm Conical C. - NP ●

NP



RHEIN83

Kit OT Equator Connessione Conica - Pilastro + Contenitore + Cappette

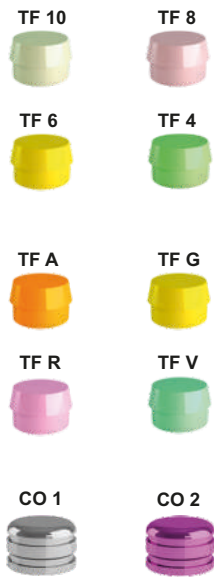
Kit OT Equator Conical Connection - Abutment + Box + Caps

- IP4EQ1-P Kit OT Equator h1 mm Conical C. - RP ●
- IP4EQ2-P Kit OT Equator h2 mm Conical C. - RP ●
- IP4EQ3-P Kit OT Equator h3 mm Conical C. - RP ●
- IP4EQ4-P Kit OT Equator h4 mm Conical C. - RP ●
- IP4EQ5-P Kit OT Equator h5 mm Conical C. - RP ●
- IP4EQ6-P Kit OT Equator h6 mm Conical C. - RP ●

RP




RHEIN83



Femmine per Overdenture Normo - Ritenzioni Rhein

Normo Overdenture Caps - Rhein Caps

TF 10	Teflon Bianca 1300 gr.
TF 08	Teflon Rosa 800 gr.
TF 06	Teflon Gialla 600 gr.
TF 04	Teflon Verde 400 gr.
TF A	Sottodimensionata - Teflon Arancione 350 gr.
TF G	Sottodimensionata - Teflon Gialla 500 gr.
TF R	Sottodimensionata - Teflon Rosa 900 gr.
TF V	Sottodimensionata - Teflon Verde 1300 gr.
CO 01	Metal Box - Stainless Steel
CO 02	Metal Box - Titanium



Femmine per Overdenture Micro - Ritenzioni Rhein

Micro Overdenture Caps - Rhein Caps

TFM 10	Teflon Bianca 1100 gr.
TFM 08	Teflon Rosa 800 gr.
TFM 06	Teflon Gialla 450 gr.
TFM 04	Teflon Verde 200 gr.
TFM A	Sottodimensionata - Teflon Arancione 200 gr.
TFM V	Sottodimensionata - Teflon Verde 1100 gr.
COM 01	Metal Box - Stainless Steel
COM 02	Metal Box - Titanium



Femmine per Overdenture Equator - Ritenzioni Rhein


Equator Overdenture Caps - Rhein Caps

TF Q1	Teflon Viola Forte
TF Q2	Teflon Bianco Normale
TF Q3	Teflon Rosa Morbida
TF Q4	Teflon Giallo Extra
TF Q5	Teflon Nero da Laboratorio
SBOX EQ	Smart Box - Autoparallelizzante Cont. + 5 Teflon
COQ 01	Metal Box - Stainless Steel
COQ 02	Metal Box - Titanium




overdenture

AN D	Anelli Direzionali 0° - 7° - 14° - Conf 6pz.
F20 SN	Sfera Normo Filettata - Passo Filetto M2.0
F16 SN	Sfera Normo Filettata - Passo Filetto M1.6
F20 SM	Sfera Micro Filettata - Passo Filetto M2.0
F16 SM	Sfera Micro Filettata - Passo Filetto M1.6
SGU SN	Spaziatore Sfera Normo per Guaina Filettata
SGU SM	Spaziatore Sfera Micro per Guaina Filettata
GU 16	Guaina Filettata da Incollaggio - Passo Filetto M1.6



RHEIN83

SC N	Sfera Calcinabile Normo Verde - 4pz.
SC M	Sfera Calcinabile Micro Rossa - 4pz.
DPI	Dischetto Protettivo per Incollaggio Trasparente - 10pz.
SC 25	Sfera Cava da Incollaggio Normo - Per sfere usurate - 2pz.
SC 18	Sfera Cava da Incollaggio Micro - Per sfere usurate - 2pz.
BA 01	Barra tipo Dolder Calcinabile
BA 02	Ritenzione in Teflon Rosa per Barra
BA 03	Ritenzione in Teflon Gialla per Barra



RHEIN83

BCA N	Barra Calcinabile Angolare Normo Verde - 2pz.
BCD N	Barra Calcinabile Diritta Normo Verde - 2pz.
BCA M	Barra Calcinabile Angolare Micro Rossa - 2pz.
BCD M	Barra Calcinabile Diritta Micro Rossa - 2pz.
F20 EQ	Equator Filettato - Passo Filetto M2.0
F16 EQ	Equator Filettato - Passo Filetto M1.6
SGU EQ	Equator Spaziatore per Guaina Filettata
AL EQ	Analogo per Laboratorio Equator



RHEIN83




Kit LOCATOR® Esagono Interno - Pilastro + Contenitore + Caps

Kit LOCATOR® Internal Hexagon - Abutment + Box + Caps

- IP4LC1 Kit LOCATOR h1 mm - Ø4.0 CPS ●
- IP4LC2 Kit LOCATOR h2 mm - Ø4.0 CPS ●
- IP4LC3 Kit LOCATOR h3 mm - Ø4.0 CPS ●
- IP4LC4 Kit LOCATOR h4 mm - Ø4.0 CPS ●
- IP4LC5 Kit LOCATOR h5 mm - Ø4.0 CPS ●
- IP4LC6 Kit LOCATOR h6 mm - Ø4.0 CPS ●

LOCATOR®

4.1



Kit LOCATOR® Esagono Esterno - Pilastro + Contenitore + Caps

Kit LOCATOR® External Hexagon - Abutment + Box + Caps

- EP4LC1 Kit LOCATOR h1 mm - Ø4.1 ●●
- EP4LC2 Kit LOCATOR h2 mm - Ø4.1 ●●
- EP4LC3 Kit LOCATOR h3 mm - Ø4.1 ●●
- EP4LC4 Kit LOCATOR h4 mm - Ø4.1 ●●
- EP4LC5 Kit LOCATOR h5 mm - Ø4.1 ●●

LOCATOR®

NP



Kit LOCATOR® Connessione Conica - Pilastro + Contenitore + Caps

Kit LOCATOR® Conical Connection - Abutment + Box + Caps

- IP3LC1-P Kit LOCATOR h1.5 mm - Conical C. - NP ●
- IP3LC2-P Kit LOCATOR h2.5 mm - Conical C. - NP ●
- IP3LC5-P Kit LOCATOR h5.0 mm - Conical C. - NP ●

LOCATOR®

overdenture

Kit LOCATOR® Connessione Conica - Pilastro + Contenitore + Cappette

Kit LOCATOR® Conical Connection - Abutment + Box + Caps

IP4LC1-P Kit LOCATOR h1.5 mm - Conical C. - RP ●

IP4LC2-P Kit LOCATOR h2.5 mm - Conical C. - RP ●

IP4LC5-P Kit LOCATOR h5.0 mm - Conical C. - RP ●



LOCATOR®

Accessori e Ricambi LOCATOR®

LOCATOR® Accessories and Spare Parts

W2-TSLC Transfer Ti + Cappetta Nera (per laboratorio)

W2-COLC1 Contenitore Ti + Cappetta Nera (per laboratorio)

W2-NBOXLC Kit Cappette + Contenitore Ti

W2-TFLC50 Cappetta Ritentiva Trasparente - 2268 g 4 pz.

W2-TFLC30 Cappetta Ritentiva Rosa - 1361 g 4 pz.

W2-TFLC15 Cappetta Ritentiva Blu - 680 g 4 pz.

W2-ALLC Analogo in Titanio

W2-TFLCD40 Cappetta Ritentiva Verde - 1814 g 4 pz.


W2-TFLCD20 Cappetta ritentiva Arancione - 907 g 4 pz.

W2-TFLCD15 Cappetta ritentiva Rossa - 680 g 4 pz.

W2-DMLC Avvitatore manuale da Cricchetto (attacco Straumann®)

W2-DCLC Avvitatore da Contrangolo

W2-IELC Inseritore / Estrattore Cappette



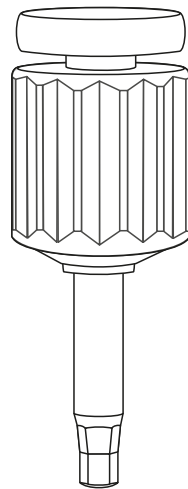
LOCATOR®



INSTRUMENTS & TOOLS


IMPLANT TOOLS

DRIVERS



instruments and tools


CACCIAVITI MANUALI - MANUAL SCREW DRIVERS



DM 01 Hexagonal 1.27 - Short - 12mm



DM 02 Hexagonal 1.27 - Medium - 17mm



DMX 01 Torx - Short - 15mm



DMX 02 Torx - Long - 20mm



DM T6DS T6 Angled Torx Driver - 15mm

DMEQ Equator Squared - Short - 15mm

CACCIAVITI DA CONTRANGOLO - CONTRA-ANGLE SCREW DRIVERS



DC 01 Hexagonal 1.27 - Short - 15mm



DC 02 Hexagonal 1.27 - Medium - 20mm



DC 03 Hexagonal 1.27 - Long - 30mm



DC T6DS T6 Angled Torx Driver - 20mm

DCEQ Equator Squared - Medium - 20mm



DCX 01 Torx - Short - 15mm



DCX 02 Torx - Long - 20mm

instruments and tools

CACCIAVITI DA CRICCHETTO - TORQUE CONTROLLER DRIVERS

DCD 01 Hexagonal 1.27 - Short - 15mm



DCD 02 Hexagonal 1.27 - Medium - 20mm

DCD 03 Hexagonal 1.27 - Long - 30mm



DCDX 01 Torx - Short - 15mm



DCDX 02 Torx - Long - 20mm

DCDM Hexagonal - Monconi Toronto Diritti



AVVITATORI MANUALI - FINGER MANUAL DEVICE

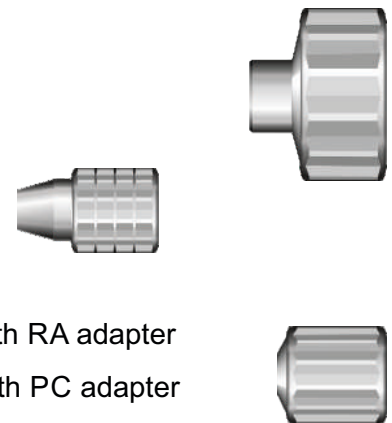
DGM Digitale Manuale - Manual Implant Driver

DKX Avvitatore Manuale per RA - RA Manual Driver

CRD-A Ghiera per CRD con attacco RA - CRD Ferrule with RA adapter

CRD-G Ghiera per CRD con attacco PC - CRD Ferrule with PC adapter

[NB Controllare compatibilità vecchio e nuovo ed in alternativa catalogo REPLICA](#)



AVVITATORE PER MINI IMPIANTI - MINI IMPLANT DRIVER

PCM Cricchetto - Ratchet **Mini Implant** Driver



ACM Contrangolo - Conrangle **Mini Implant** Driver



instruments and tools

PROLUNGHE DA CRICCHETTO - RATCHET IMPLANT DRIVERS



PC 01R Short - Hexagonal Implant Driver

PC 02R Medium - Hexagonal Implant Driver



PC 03R Long - Hexagonal Implant Driver

I E

PROLUNGHE DA CRICCHETTO - RATCHET IMPLANT DRIVERS



PC ES1 Medium - **Star Grip** Driver for **ES 40**

PC ES2 Long - **Star Grip** Driver for **ES 40**



PC ES3S Short - **Star Grip** Driver for **ES 33**

PC ES3L Long - **Star Grip** Driver for **ES 33**



PC ES5S Short - **Star Grip** Driver for **ES 50**

PC ES5L Long - **Star Grip** Driver for **ES 50**

ES

PROLUNGHE DA CRICCHETTO - RATCHET IMPLANT DRIVERS



PC P3S Short - Conical Grip Driver **Platinum**

PC P3M Medium - Conical Grip Driver **Platinum**

PC P3L Long - Conical Grip Driver **Platinum**

PC P4S Short - Conical Grip Driver **Platinum**



PC P4M Medium - Conical Grip Driver **Platinum**

PC P4L Long - Conical Grip Driver **Platinum**

P

instruments and tools

AVVITATORI DA CONTRANGOLO - CONTRA-ANGLE IMPLANT DRIVERS

AC 01 Short - Hexagonal Implant Driver



AC 02 Medium - Hexagonal Implant Driver



I E

AVVITATORI DA CONTRANGOLO - CONTRA-ANGLE IMPLANT DRIVERS

AC ES1 Short - Star Grip Driver for **ES 40**



AC ES2 Medium - Star Grip Driver for **ES 40**

AC ES301 Short - Star Grip Driver for **ES 33**



AC ES302 Medium - Star Grip Driver for **ES 33**

AC ES501 Short - Star Grip Driver for **ES 50**



AC ES502 Medium - Star Grip Driver for **ES 50**

ES

AVVITATORI DA CONTRANGOLO - CONTRA-ANGLE IMPLANT DRIVERS

AC P3S Short - Conical Grip Driver **Platinum**

AC P3M Medium - Conical Grip Driver **Platinum**



AC P3L Long - Conical Grip Driver **Platinum**

AC P4S Short - Conical Grip Driver **Platinum**

AC P4M Medium - Conical Grip Driver **Platinum**



AC P4L Long - Conical Grip Driver **Platinum**

P

instruments and tools

Perni di Parallelismo - Titanio Gr. 5

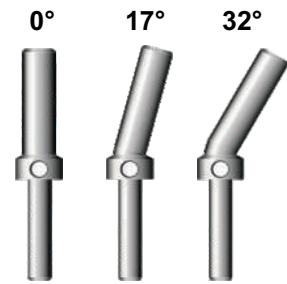
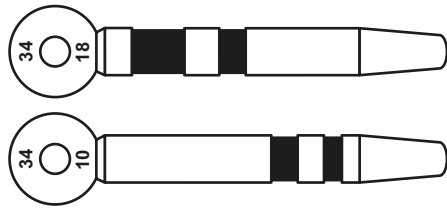
Paralleling Pins - Titanium Gr. 5

PIN Double diameter - Small 1.8mm / Large 3mm - 0°

PIN17 Double diameter - Small 1.8mm / Large 3mm - 17°

PIN32 Double diameter - Small 1.8mm / Large 3mm - 32°

PIN K Kit Misuratori di Parallelismo Calibrati (10 PIN + BOX)


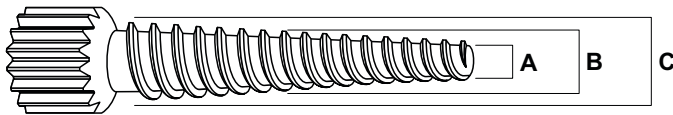


Osseo Espansori e Compattatori - Titanio Gr. 5

Bone Expanders and Compactors - Titanium Gr. 5

EXP 4 Progressive diameters

KIT 005 Expander Surgical Kit



A 1.3	A 1.6	A 1.9	A 2.4
B 2.1	B 2.8	B 3.5	B 4.3
C 2.4	C 3.1	C 3.8	C 4.6


Stop per Frese Resista - Titanio Gr. 5

Resista Drill Stoppers - Titanium Gr. 5

KIT ST 6 Titanium Drill Stoppers (6.0/7.0/8.5/10/11.5/13)

STP KIT 11 Titanium Drill Stoppers (1.0/2.0/3.0/4.0/5.0/6.0/7.0/8.5/10/11.5/13)


ST Titanium Drill Stopper 1 pz. (Es. ST1, ST2, ST3)



instruments and tools

Avvitatori Manuali - Acciaio Inox

Manual Driver - Stainless Steel




CRND Cricchetto non Dinamometrico - No Torque Control



CRD2 Cricchetto Dinamometrico Chirurgico 0/70 Ncm - Torque Control

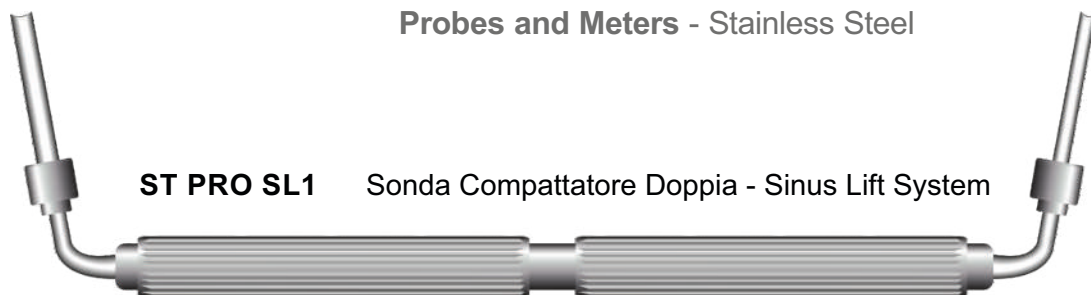
CRDP Cricchetto Dinamometrico Protesico 0/35 Ncm - Torque Control




CDL Avvitatore Diritto Manuale - Long Manual Driver

Sonde e Misuratori - Acciaio Inox

Probes and Meters - Stainless Steel



ST PRO SL1 Sonda Compattatore Doppia - Sinus Lift System



SOM Sonda Chirurgica in Titanio - Titanium Surgical Probe




RIG Righello Chirurgico in Titanio - Titanium Surgical Ruler


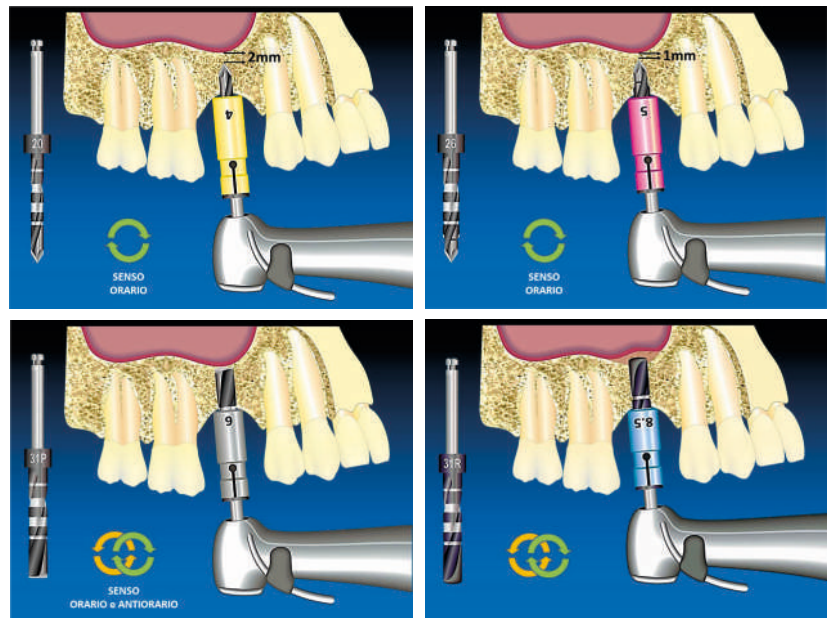
mini sinus lift

PRO Sinus Lift - Mini Rialzo del Seno per via Crestale

PRO Sinus Lift - Mini Sinus Lift with Crestal Approach


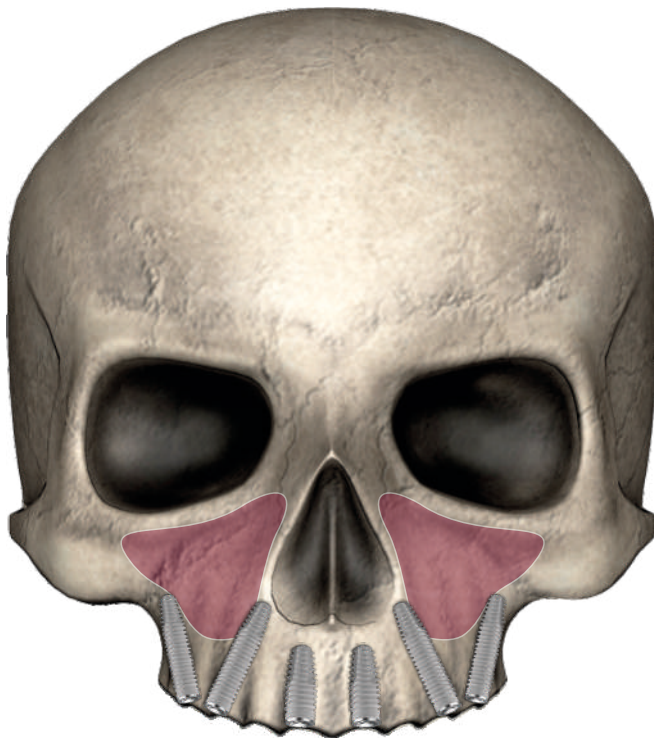


- FC 20** Fresa Tagliente 120° - Ø 2.0 - **Black**
- FC 2026** Fresa Tagliente 120° - Ø 2.0/2.6 - **Black**
- FC 2531** Fresa Tagliente 120° - Ø 2.5/3.1 - **Black**
- FC 31P** Fresa Tagliente 180° - Ø 3.1 - **Black**
- FC 31R** Fresa Raggiata Atraumatica - Ø 3.1 - **Black**
- FC 3136R** Fresa Raggiata Atraumatica - Ø 3.1/3.6 - **Black**

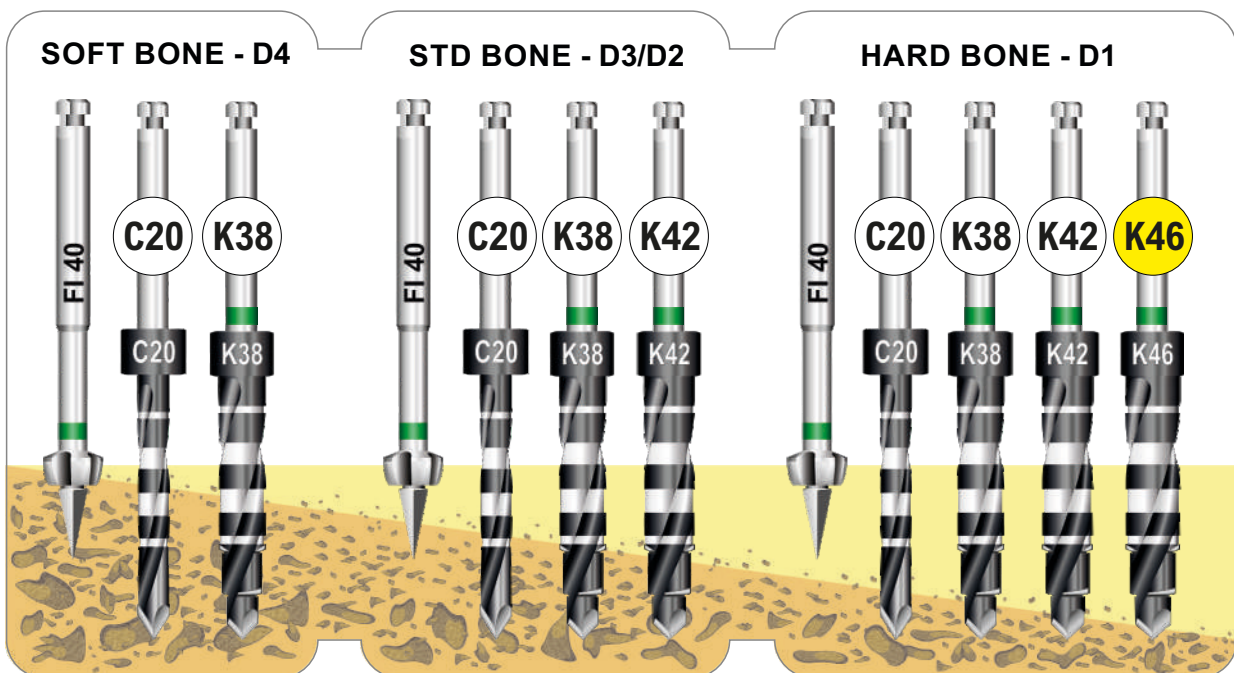


pterygoids and nasal implants

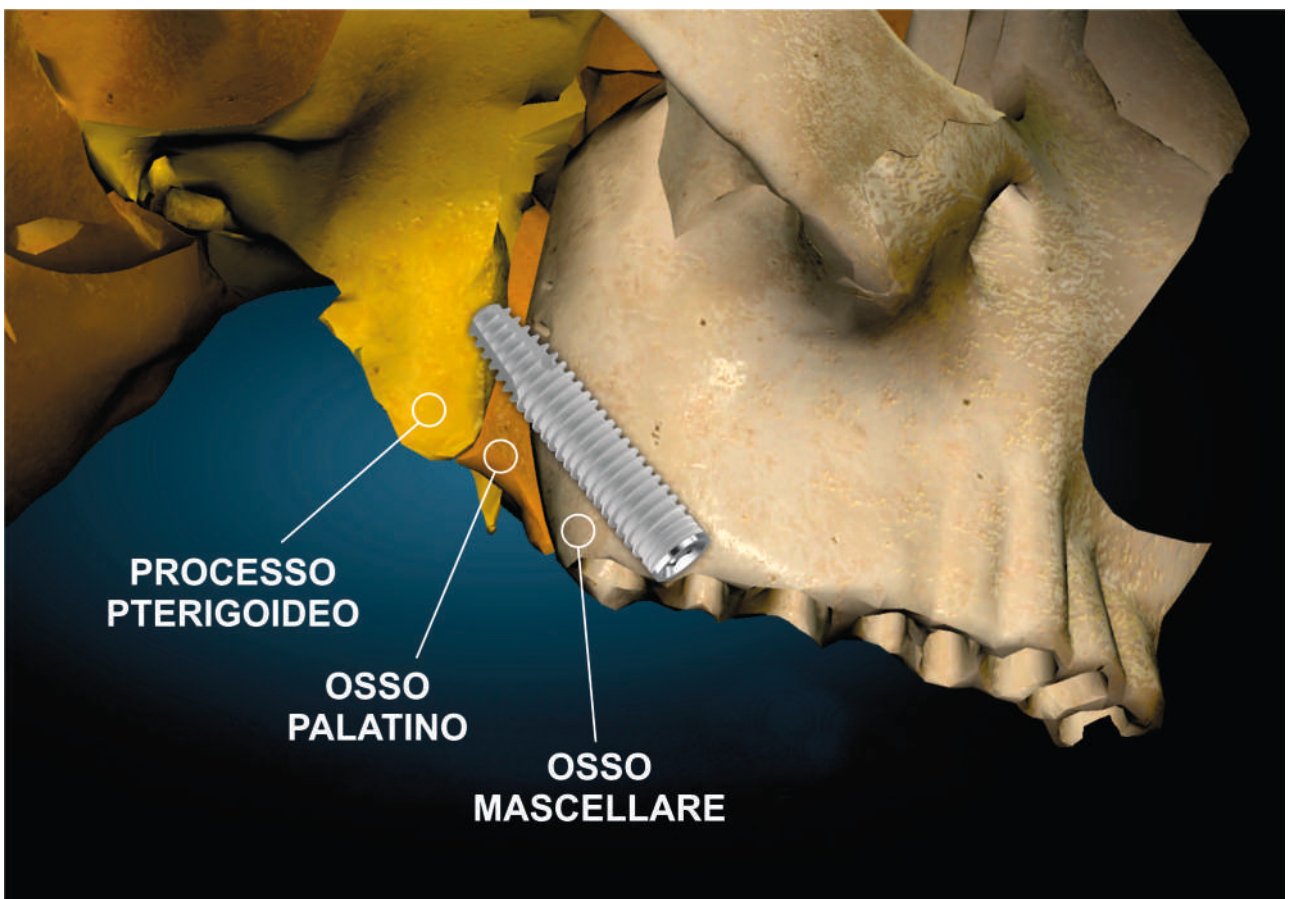
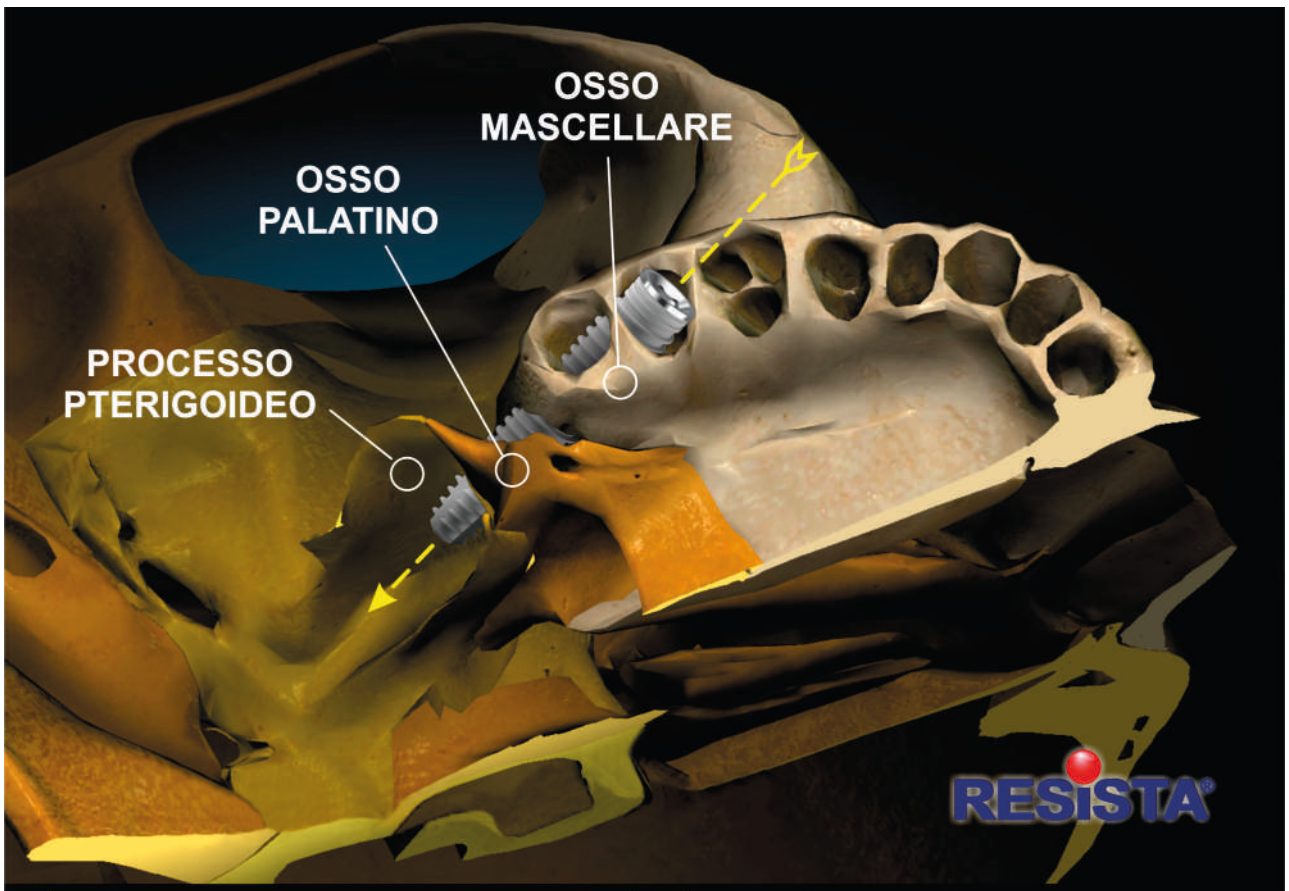
TAPERED SHAPE IK 42



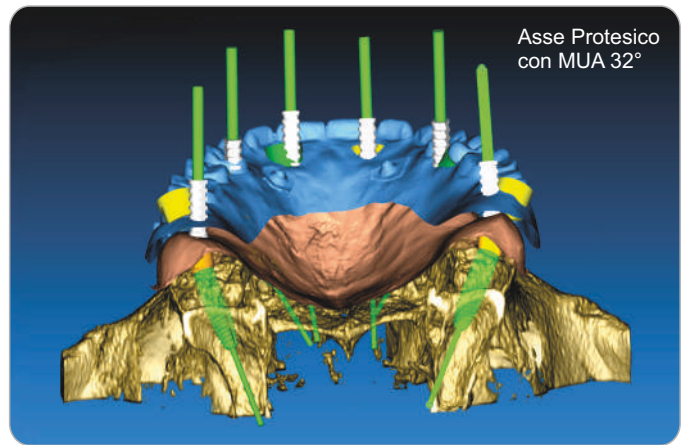
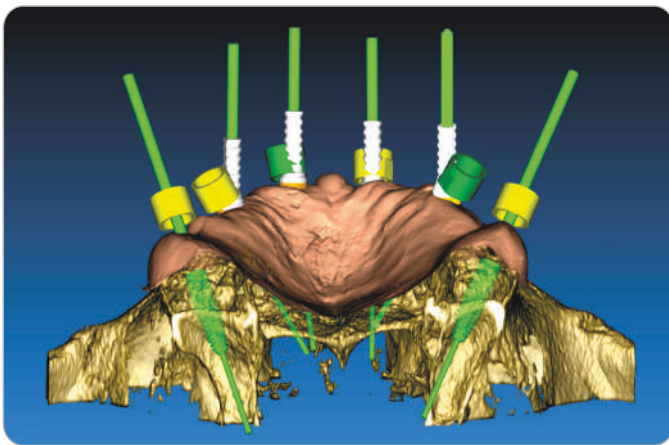
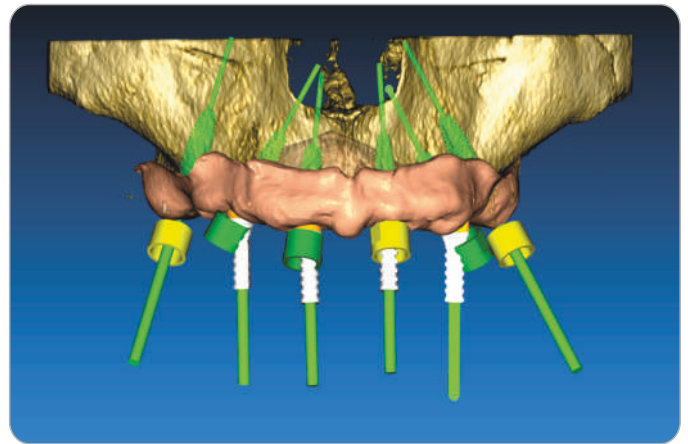
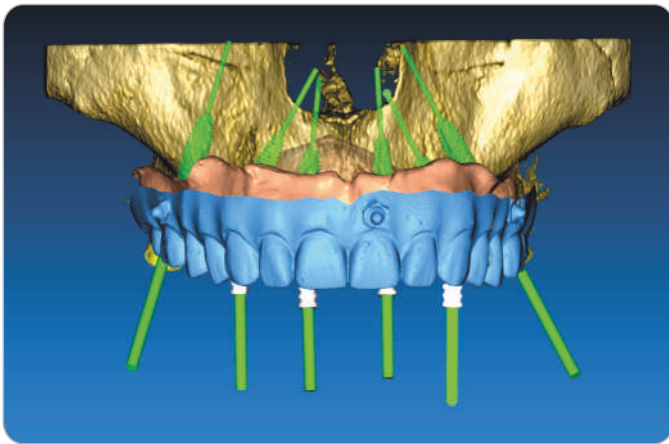
CODE	IMPLANT	LENGTH	PLATFORM	APEX
IK 4218	Ø 4.2	18 mm	Ø 4.0	Ø 2.2
IK 4220	Ø 4.2	20 mm	Ø 4.0	Ø 2.2
IK 4222	Ø 4.2	22 mm	Ø 4.0	Ø 2.2
IK 4225	Ø 4.2	25 mm	Ø 4.0	Ø 2.2



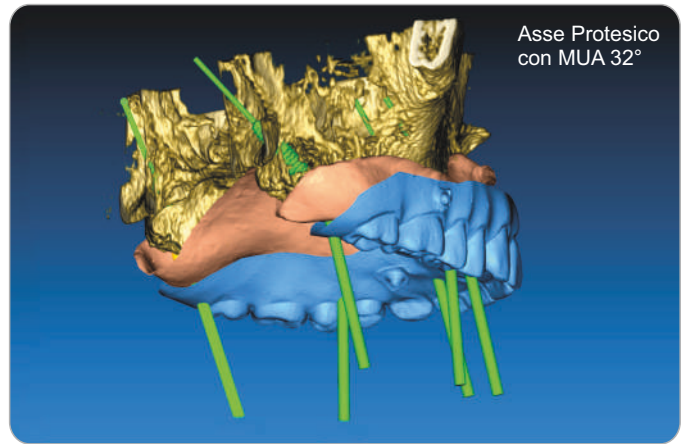
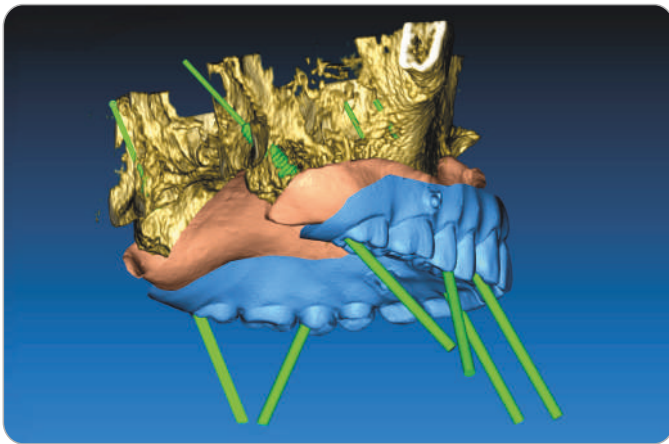
pterygoids and nasal implants



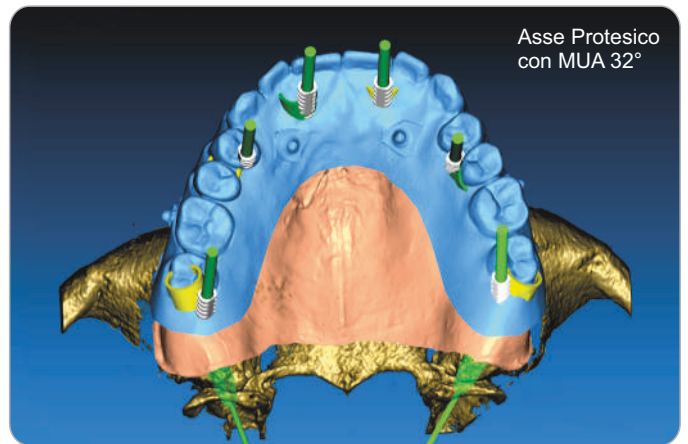
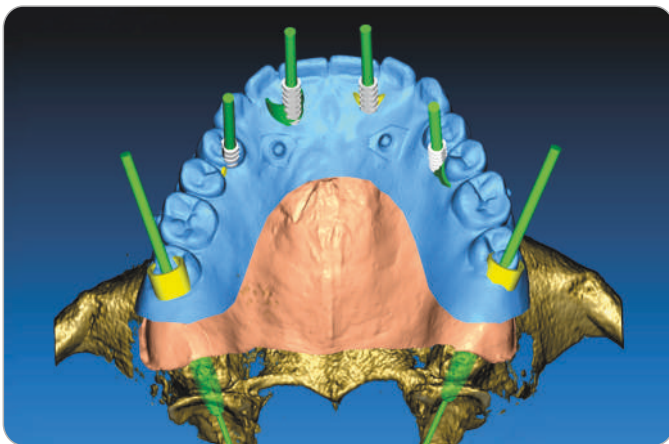
pterygoids and nasal implants



Asse Protesico
con MUA 32°



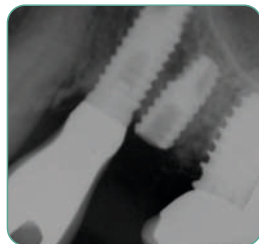
Asse Protesico
con MUA 32°



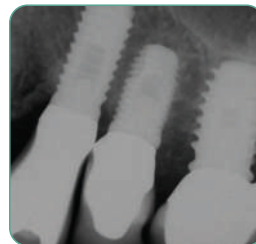
Asse Protesico
con MUA 32°

IMPIANTI FRATTURATI

STRUMENTO PER LA RIMOZIONE ATRAUMATICA



IMPIANTO FRATTURATO



IMPIANTO SOSTITUITO



RIMOZIONE IMPIANTO IN AVVITAMENTO ANTIORARIO



SOSTITUZIONE IMMEDIATA CON NUOVO IMPIANTO



RIVESTIMENTO DLC INDURENTE
Minore Attrito

CONICITÀ PROGRESSIVA
Incrementale

FILETTO 3 PRINCIPI
120Ncm

ACCIAIO EXTRADURO
68 Rockwell

Estrattore Universale per impianti - HM + DLC

Universal Implant Extractor - HM + DLC

EXT Implant Extractor - 1 pcs.

KIT 007 Implant Extractor Kit - 2 Extractors + 1 Box + CRND



instruments and surgery


Articoli per Osteosinetsi - Viti, Chiodini e Mesh in Titanio Osteosynthesis Ware - Screw, Pins and Titanium Mesh

KCO Osteosynthesis Intro Kit - Instruments only

VOS Spare Screws 5pcs. - (6 - 9 - 12 - 15)

COS Spare Pins 10pcs. - (3 - 5)

GMT L Titanium Mesh 30x60x0,15



GMT L



Siringhe per Anestesia - Inox

Anesthesia Syringes - Stainless Steel

22 PERIPRESS - Siringa Inox 1.8cc - Set 2 Portafiala

32 PERIPRESS - Siringa Standard 1.8cc - Set 2 Portafiala

118 PERIPEN - Siringa Inox 1.8cc - Set 2 Portafiala AM/EU



PERIPEN



PERIPRESS



HYBENX

Oral Tissue Decontaminant



ELIMINA L'ACQUA ... ELIMINA IL BIOFILM

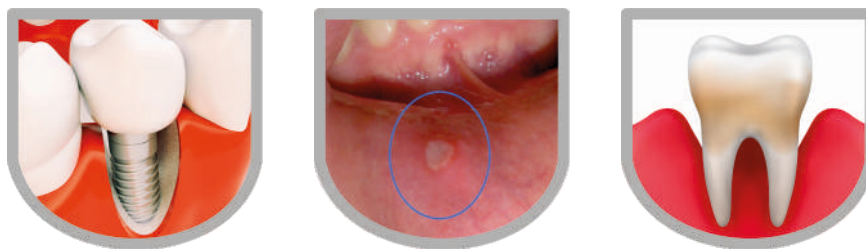
Antibatterico, Emostatico, Antinfiammatorio

Il **Biofilm** è una aggregazione complessa di microrganismi in una matrice adesiva e protettiva.

Quando i batteri si accumulano su una superficie, raggiungendo una particolare densità cellulare, iniziano a secernere una sostanza polimerica, composta da polisaccaridi, proteine e DNA che legandosi alle molecole d'acqua da origine ad una matrice fortemente radicata, difficilmente rimovibile con le sole procedure meccaniche.

La matrice protegge le cellule batteriche e facilita l'approvvigionamento delle sostanze nutritive tramite canalicoli d'acqua che convogliano all'interno i nutrienti e verso la periferia le sostanze di scarto.

Come uno scudo, la matrice, aumenta inoltre la resistenza dei batteri ai disinfettanti e agli antibiotici.

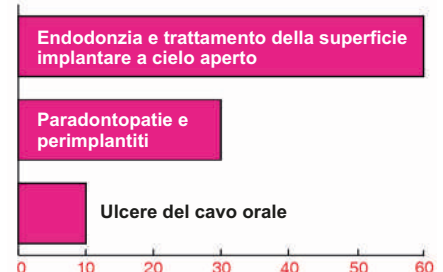
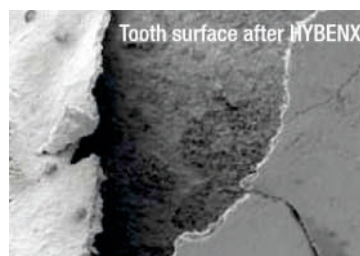
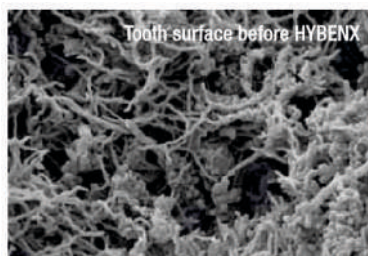


HYBENX utilizza la caratteristica igroscopica dello zolfo presente in soluzione per assorbire rapidamente ed efficacemente l'acqua contenuta nel **Biofilm** essicandolo.

Senza acqua i polimeri organici che formano la spina dorsale del biofilm, precipitano, la struttura del biofilm crolla e si stacca dalla superficie dei denti e dai tessuti. Il biofilm coagulato risulta facilmente sciacquabile con l'irrigazione e rimovibile con l'aspirazione chirurgica.

TEMPI DI APPLICAZIONE (in secondi)

(i parametri di applicazione dipendono dal giudizio del Clinico)



HybenX - Decontaminante dei Tessuti Orali

HybenX - Oral Tissue Decontaminant

103-2001 Blister (2 Siringhe di **LIQUIDO** da 1ml)

103-5002 Blister (2 Siringhe di **GEL** da 1ml)



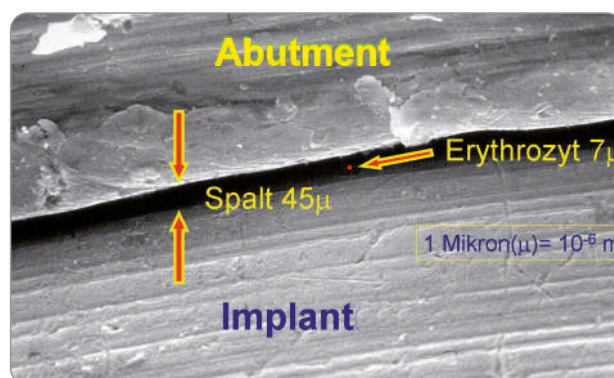
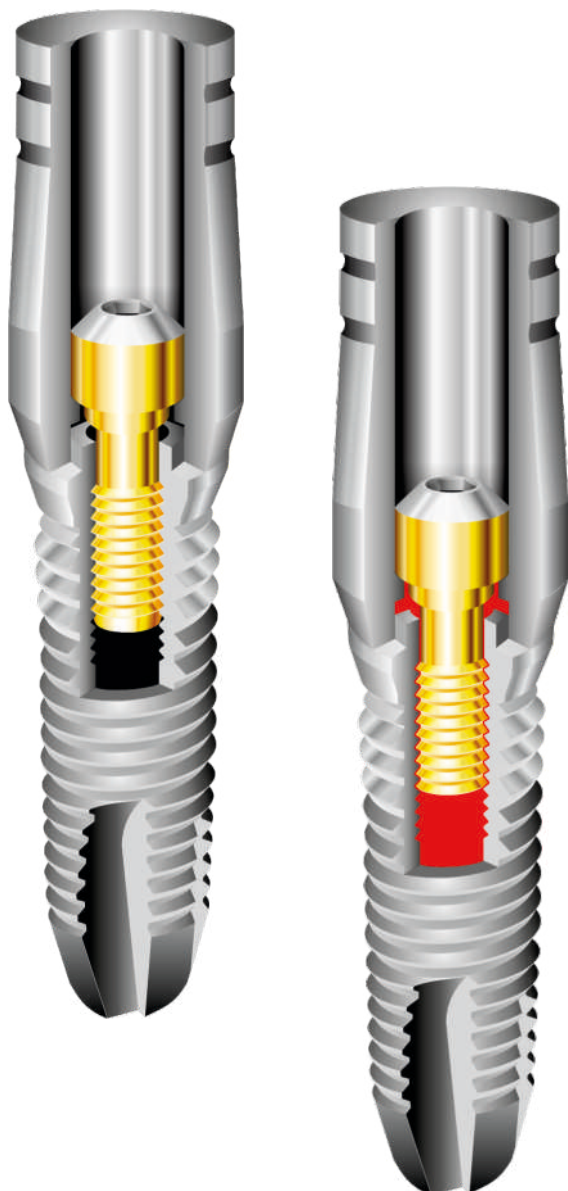
GapSeal

Sigillante Siliconico per Implantologia



IL CONTRIBUTO DECISIVO CONTRO LA PREIMPLANTITE

- Sigilla le fessure e gli spazi vuoti tra impianto ed abutment bloccando l'accesso ai batteri.
- Impedisce costantemente la proliferazione dei germi che causano l'infiltrato infiammatorio.
- Elimina in modo efficace la causa principale delle perimplantiti.
- Da oltre 10 anni viene impiegato con successo in implantologia all' **Università di Düsseldorf**.
- Economico, facile da utilizzare ed applicare grazie allo speciale applicatore micrometrico.



surgical equipment



Piezotome CUBE - Acteon - Piezo Surgery

Piiccolo ma potentissimo - Touch Screen - Luce a LED - Kit 6 punte a scelta



Implantmed Plus



Implantmed Classic



Osstell



Implantmed + Osstell Beacon W&H - Physio Dispenser + Diagnostico Stabilità Primaria

Micromotore ad Induzione - Touch Screen - Programmabile - Luce a LED - Torque Controller Grafico - Pedaliera con o senza filo + Diagnostico Osstell Stabilità Primaria



ioDent® - Smart Dental Solutions - Connessi con il Futuro

Internet delle cose (IoT) è ormai una realtà negli studi dentistici e W&H offre soluzioni di prodotto intelligenti e collegate in rete per il settore odontoiatrico.

Il nostro obiettivo è creare un ecosistema ioDent in cui i singoli prodotti si evolvano per utenti diversi. In questo ambiente, i prodotti possono interagire individualmente come in collaborazione.

- Accesso ai dispositivi in rete in qualsiasi momento e da qualsiasi luogo, sia in studio che fuori.
- Impiego mirato delle risorse e gestione semplificata dei dati dei pazienti e dei dispositivi. Facile e veloce: per l'assistenza, la manutenzione e la rivalidazione di tutte le tecnologie.



surgical equipment



MAGNETIC MALLET - Osseotouch - Tecnologia Magnetodinamica

Strumento per la Chirurgia Odontoiatrica a 360° - Estrazioni, Osteotomie, Rialzi del Seno Mascellare, Split Crest ed Espansione Ossea

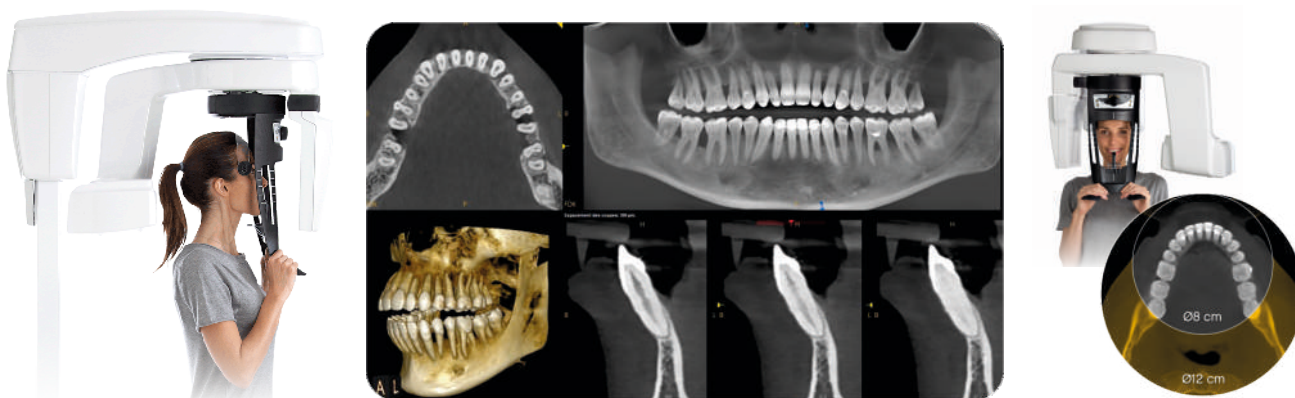
magnetic
M A L L E T
osseotouch
TOTAL CONTROL



CS 3600 e CS 3700 - Carestream Dental

Scanner Intraorale e Software per la gestione dello studio odontoiatrico dall'impronta allo sviluppo del progetto fino alla comunicazione paziente.

Carestream
DENTAL



CS 8100 3D e CS 8200 3D - Carestream Dental

Il miglior sistema CBCT comprovato e versatile, ideale per l'odontoiatria. Dotato delle migliori tecnologie e software di imaging di livello premium.

Carestream
DENTAL

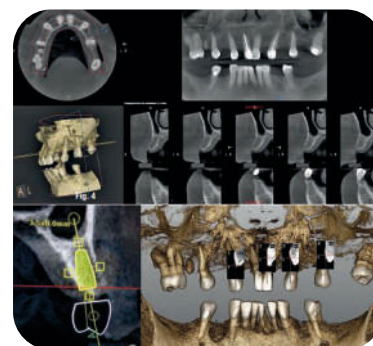
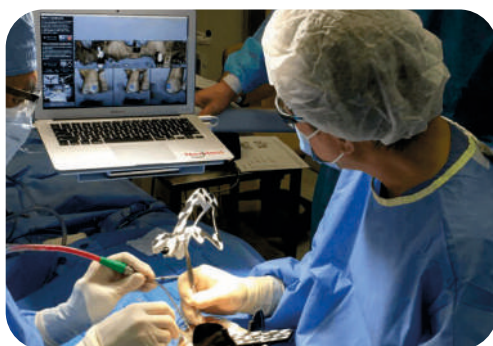
surgical equipment



TRIOS® - 3Shape

Scanner Intraorale e Software per la gestione dello studio odontoiatrico dall'impronta allo sviluppo del progetto fino alla comunicazione paziente.


3shape 
TRIOS Ready



Navident - ClaroNav

Sistema di Navigazione Dinamica Assistita Digitale per la Chirurgia Odontoiatrica ed Implantologia. Tecnologia Ottica Navident + Software + PC

Navident
by  ClaroNav



3D Printer VERIBUILD - Whip Mix

Stampante LCD 3D Printer, adatta per la produzione di modelli dentali, mascherine chirurgiche e restauri protesici di precisione con qualità di stampa di 47um. Tecnologia aperta, software incluso, affidabile, facile da utilizzare e completa per il tuo workflow digitale.





Ing. C. A. Issoglio & C. S.r.l.

Via F.lli Di Dio, 68 - 28887 Omegna (VB) - ITALIA

Tel. +39.0323.828.004 - Fax +39.0323.828.914

www.resista.it - info@resista.it

REV 01 - 01/03/2021